



NZ Metropolitan Trotting Club Inc Harness

Race 3: ENJOY TRACKSIDE DINING ON PREMIER NIGHT 22 MAY MOBILE TROT - 1980m

29 April 2026 - 6:02PM

Weather: Cloudy



Field Times	2:28.48	2:16.66	2:02.03	1:46.92	1:31.61	1:15.68	0:59.76	0:44.29
(Race Tempo)	(0:11.82)	(0:14.63)	(0:15.11)	(0:15.31)	(0:15.93)	(0:15.93)	(0:15.47)	(0:15.04)

Rank	TAB#	Horse	Overall Time	First 400m	Top Speed km/h (Section)	L1980	L1800	L1600	L1400	L1200	L1000	L800	L600
	(BAR#)	Driver	Margin (DT-W)	Last 600m	Fastest Section (Time)	Start - 1800	1800 - 1600	1600 - 1400	1400 - 1200	1200 - 1000	1000 - 800	800 - 600	600 - 400
1	7	Silverlinings	2:28.48	0:28.50	53.5 (1980 - 1800)	2:28.48	2:16.66 [1]	2:02.03 [1]	1:46.92 [1]	1:31.61 [1]	1:15.68 [1]	0:59.76 [1]	0:44.29 [1]
	(7)	S J Thornley		0:44.29	200-0 (0:14.48)	(0:11.82)	(0:14.63)	(0:15.10)	(0:15.31)	(0:15.93)	(0:15.93)	(0:15.47)	(0:15.04)
2	3	The Merc	2:28.64	0:28.83	52.5 (1980 - 1800)	2:28.64	2:16.69 [2]	2:01.86 [2]	1:46.78 [2]	1:31.46 [2]	1:15.53 [2]	0:59.59 [2]	0:44.16 [2]
	(3)	C J Dalgety	0.9L (+0)	0:44.16	200-0 (0:14.37)	(0:11.95)	(0:14.83)	(0:15.08)	(0:15.32)	(0:15.93)	(0:15.93)	(0:15.44)	(0:15.05)
3	9	Bonnie Bagrie	2:30.02	0:29.82	51.1 (400-200)	2:30.02	2:17.00 [7]	2:01.80 [7]	1:46.93 [7]	1:31.65 [7]	1:15.78 [7]	0:59.73 [7]	0:44.82 [7]
	(U2)	S J Tomlinson	8.8L (+22)	0:44.83	200-0 (0:14.48)	(0:13.02)	(0:15.20)	(0:14.87)	(0:15.29)	(0:15.86)	(0:16.05)	(0:14.90)	(0:15.33)
4	8	Florence The Machine	2:30.08	0:30.10	50.6 (1980 - 1800)	2:30.08	2:16.71 [8]	2:01.48 [8]	1:46.70 [8]	1:31.41 [8]	1:15.55 [8]	0:59.48 [8]	0:44.56 [8]
	(U1)	K K Tomlinson	9.2L (+17)	0:44.56	200-0 (0:14.64)	(0:13.37)	(0:15.23)	(0:14.79)	(0:15.28)	(0:15.87)	(0:16.07)	(0:14.92)	(0:15.07)
5	4	Switch On	2:30.22	0:29.80	50.1 (1600-1400)	2:30.22	2:17.58 [6]	2:02.40 [6]	1:47.49 [6]	1:32.16 [6]	1:16.30 [6]	1:00.27 [6]	0:45.33 [6]
	(4)	S J Ottley	9.9L (+24)	0:45.33	200-0 (0:14.81)	(0:12.64)	(0:15.18)	(0:14.91)	(0:15.33)	(0:15.86)	(0:16.03)	(0:14.94)	(0:15.34)
6	1	Peakmonkey	2:31.34	0:29.08	52.2 (1980 - 1800)	2:31.34	2:19.18 [4]	2:04.19 [4]	1:49.12 [4]	1:33.82 [4]	1:17.88 [4]	1:01.90 [4]	0:46.50 [5]
	(1)	R D Close	16.3L (+2)	0:46.49	1800-1600 (0:14.98)	(0:12.16)	(0:14.98)	(0:15.07)	(0:15.30)	(0:15.94)	(0:15.98)	(0:15.40)	(0:15.21)
7	5	Royal Diedre	2:31.64	0:28.99	52.4 (1980 - 1800)	2:31.64	2:19.51 [3]	2:04.65 [3]	1:49.66 [3]	1:34.32 [3]	1:18.35 [3]	1:02.32 [3]	0:47.03 [4]
	(5)	D M Williams	18.0L (+15)	0:47.04	1800-1600 (0:14.85)	(0:12.13)	(0:14.85)	(0:14.99)	(0:15.34)	(0:15.97)	(0:16.03)	(0:15.29)	(0:15.58)
8	2	Mode	2:31.68	0:29.39	50.4 (1980 - 1800)	2:31.68	2:19.16 [5]	2:04.28 [5]	1:49.25 [5]	1:33.91 [5]	1:18.05 [5]	1:02.03 [5]	0:47.08 [3]
	(2)	W J House	18.3L (+20)	0:47.08	1800-1600 (0:14.88)	(0:12.52)	(0:14.88)	(0:15.03)	(0:15.34)	(0:15.86)	(0:16.03)	(0:14.95)	(0:15.54)

Did Not Finish: Valyrian (#6)

Report Created: Wed 29 April 2026

(Note: Races are conducted over an approximate distance as close as possible to the advertised distance, and recorded data may vary accordingly. Official times refer to race times only and do not include handicap times.)

[] Position in running at each section and finish TAB# Saddle cloth number

[] Fastest split

-:--:-- No data available at this section

BAR# Barrier/Gate Position

[■] Fastest section

NA No data available

DNF Did not finish

DNT Did not track

DT-W Distance travelled compared to winner in metres



NZ Metropolitan Trotting Club Inc Harness

Race 3: ENJOY TRACKSIDE DINING ON PREMIER NIGHT 22 MAY MOBILE TROT - 1980m

29 April 2026 - 6:02PM

Weather: Cloudy



Field Times 0:29.25 0:14.48
(Race Tempo) (0:14.77) (0:14.48)

Rank	TAB#	Horse	Overall Time	First 400m	Top Speed km/h (Section)	L400	L200						
	(BAR#)	Driver	Margin (DT-W)	Last 600m	Fastest Section (Time)	400 - 200	200 - Finish						
1	7	Silverlinings	2:28.48	0:28.50	53.5 (1980 - 1800)	0:29.25 [1]	0:14.48 [1]						
	(7)	S J Thornley		0:44.29	200-0 (0:14.48)	(0:14.77)	(0:14.48)						
2	3	The Merc	2:28.64	0:28.83	52.5 (1980 - 1800)	0:29.11 [2]	0:14.37 [2]						
	(3)	C J Dalgety	0.9L (+0)	0:44.16	200-0 (0:14.37)	(0:14.74)	(0:14.37)						
3	9	Bonnie Bagrie	2:30.02	0:29.82	51.1 (400-200)	0:29.50 [7]	0:14.48 [6]						
	(U2)	S J Tomlinson	8.8L (+22)	0:44.83	200-0 (0:14.48)	(0:15.02)	(0:14.48)						
4	8	Florence The Machine	2:30.08	0:30.10	50.6 (1980 - 1800)	0:29.49 [8]	0:14.64 [5]						
	(U1)	K K Tomlinson	9.2L (+17)	0:44.56	200-0 (0:14.64)	(0:14.85)	(0:14.64)						
5	4	Switch On	2:30.22	0:29.80	50.1 (1600-1400)	0:29.99 [6]	0:14.81 [4]						
	(4)	S J Ottley	9.9L (+24)	0:45.33	200-0 (0:14.81)	(0:15.18)	(0:14.81)						
6	1	Peaknmonkey	2:31.34	0:29.08	52.2 (1980 - 1800)	0:31.29 [3]	0:16.10 [3]						
	(1)	R D Close	16.3L (+2)	0:46.49	1800-1600 (0:14.98)	(0:15.18)	(0:16.10)						
7	5	Royal Diedre	2:31.64	0:28.99	52.4 (1980 - 1800)	0:31.46 [5]	0:15.91 [7]						
	(5)	D M Williams	18.0L (+15)	0:47.04	1800-1600 (0:14.85)	(0:15.55)	(0:15.91)						
8	2	Mode	2:31.68	0:29.39	50.4 (1980 - 1800)	0:31.54 [4]	0:15.55 [8]						
	(2)	W J House	18.3L (+20)	0:47.08	1800-1600 (0:14.88)	(0:15.99)	(0:15.55)						

Did Not Finish: Valyrian (#6)

Report Created: Wed 29 April 2026

(Note: Races are conducted over an approximate distance as close as possible to the advertised distance, and recorded data may vary accordingly. Official times refer to race times only and do not include handicap times.)

[] Position in running at each section and finish TAB# Saddle cloth number

Fastest split

-:--:-- No data available at this section

BAR# Barrier/Gate Position

Fastest section

NA No data available

DNF Did not finish

DNT Did not track

DT-W Distance travelled compared to winner in metres

Horse/Jockey Name	Silverlinings/S J Thornley
Finish Rank	1
Fastest Section Time (Section)	0:14.48 (200-0)
Top Speed [km/h] (Section)	53.5 (1980 - 1800)
Race State	Finished



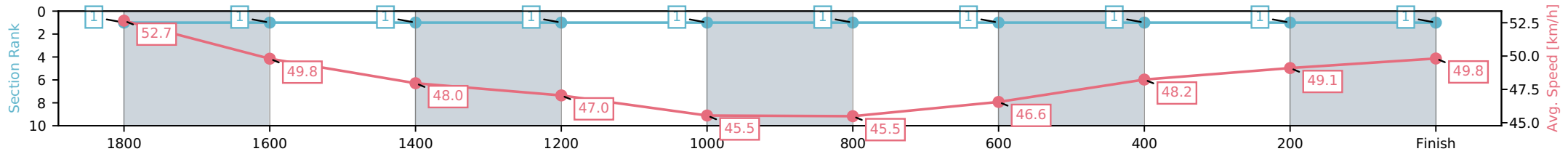
NZ Metropolitan Trotting Club Inc Harness
 Race 3: ENJOY TRACKSIDE DINING ON PREMIER NIGHT 22
 MAY MOBILE TROT - 1980m



29 April 2026 - 6:02PM

Weather: Cloudy

Section	L1980	L1800	L1600	L1400	L1200	L1000	L800	L600	L400	L200
Section Times	2:28.48 (0:11.82)	2:16.66 [1] (0:14.63)	2:02.03 [1] (0:15.10)	1:46.92 [1] (0:15.31)	1:31.61 [1] (0:15.93)	1:15.68 [1] (0:15.93)	0:59.76 [1] (0:15.47)	0:44.29 [1] (0:15.04)	0:29.25 [1] (0:14.77)	0:14.48 [1] (0:14.48)
Average Speed [km/h]	52.7	49.8	48.0	47.0	45.5	45.5	46.6	48.2	49.1	49.8
Top Speed [km/h]	53.5	52.3	48.2	48.2	46.0	46.5	48.0	48.5	50.2	50.9
Avg. Dist. to Rail [m]	10.6	2.8	1.0	2.9	1.0	1.1	1.9	1.3	1.5	4.2



- [] Ranking at each section and finish
- :-:- No data available at this section
- NA No data available

Horse/Jockey Name	The Merc/C J Dalgety
Finish Rank	2
Fastest Section Time (Section)	0:14.37 (200-0)
Top Speed [km/h] (Section)	52.5 (1980 - 1800)
Race State	Finished



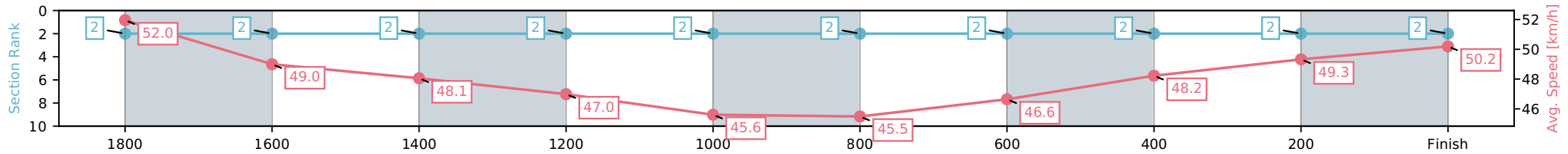
NZ Metropolitan Trotting Club Inc Harness
 Race 3: ENJOY TRACKSIDE DINING ON PREMIER NIGHT 22
 MAY MOBILE TROT - 1980m



29 April 2026 - 6:02PM

Weather: Cloudy

Section	L1980	L1800	L1600	L1400	L1200	L1000	L800	L600	L400	L200
Section Times	2:28.64 (0:11.95)	2:16.69 [2] (0:14.83)	2:01.86 [2] (0:15.08)	1:46.78 [2] (0:15.32)	1:31.46 [2] (0:15.93)	1:15.53 [2] (0:15.93)	0:59.59 [2] (0:15.44)	0:44.16 [2] (0:15.05)	0:29.11 [2] (0:14.74)	0:14.37 [2] (0:14.37)
Average Speed [km/h]	52.0	49.0	48.1	47.0	45.6	45.5	46.6	48.2	49.3	50.2
Top Speed [km/h]	52.5	51.6	48.5	48.2	46.0	46.8	48.2	48.6	51.1	51.4
Avg. Dist. to Rail [m]	5.7	2.0	1.1	3.0	1.2	1.2	2.0	1.3	2.1	6.2



- [] Ranking at each section and finish
- :-:- No data available at this section
- NA No data available

Horse/Jockey Name	Bonnie Bagrie/S J Tomlinson
Finish Rank	3
Fastest Section Time (Section)	0:14.48 (200-0)
Top Speed [km/h] (Section)	51.1 (400-200)
Race State	Finished



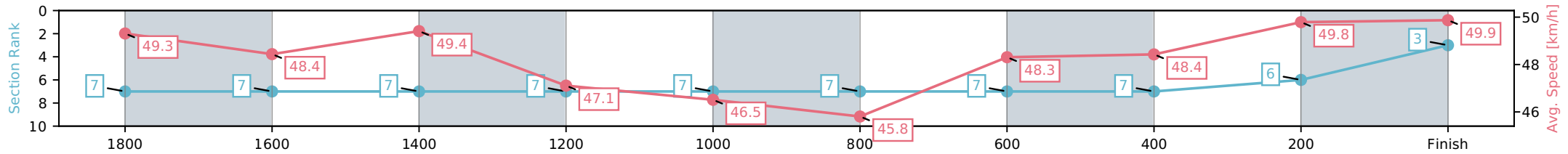
NZ Metropolitan Trotting Club Inc Harness
 Race 3: ENJOY TRACKSIDE DINING ON PREMIER NIGHT 22
 MAY MOBILE TROT - 1980m



29 April 2026 - 6:02PM

Weather: Cloudy

Section	L1980	L1800	L1600	L1400	L1200	L1000	L800	L600	L400	L200
Section Times	2:30.02 (0:13.02)	2:17.00 [7] (0:15.20)	2:01.80 [7] (0:14.87)	1:46.93 [7] (0:15.29)	1:31.65 [7] (0:15.86)	1:15.78 [7] (0:16.05)	0:59.73 [7] (0:14.90)	0:44.82 [7] (0:15.33)	0:29.50 [6] (0:15.02)	0:14.48 [3] (0:14.48)
Average Speed [km/h]	49.3	48.4	49.4	47.1	46.5	45.8	48.3	48.4	49.8	49.9
Top Speed [km/h]	50.1	49.9	49.9	49.5	47.0	47.4	49.9	49.7	51.1	51.1
Avg. Dist. to Rail [m]	8.5	4.0	2.8	4.8	3.1	3.1	4.2	4.2	5.9	9.2



- [] Ranking at each section and finish
- :-:- No data available at this section
- NA No data available

Horse/Jockey Name	Florence The Machine/K K Tomlinson
Finish Rank	4
Fastest Section Time (Section)	0:14.64 (200-0)
Top Speed [km/h] (Section)	50.6 (1980 - 1800)
Race State	Finished



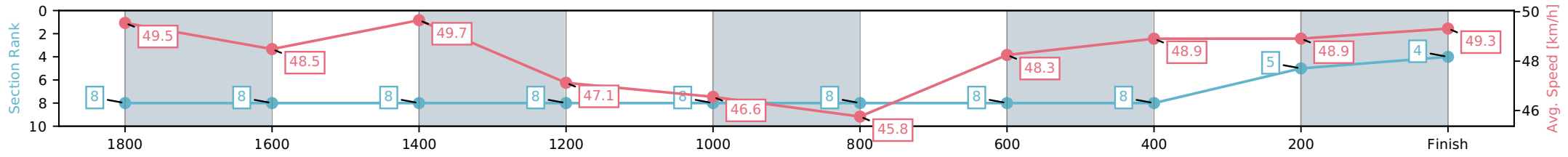
NZ Metropolitan Trotting Club Inc Harness
 Race 3: ENJOY TRACKSIDE DINING ON PREMIER NIGHT 22
 MAY MOBILE TROT - 1980m



29 April 2026 - 6:02PM

Weather: Cloudy

Section	L1980	L1800	L1600	L1400	L1200	L1000	L800	L600	L400	L200
Section Times	2:30.08 (0:13.37)	2:16.71 [8] (0:15.23)	2:01.48 [8] (0:14.79)	1:46.70 [8] (0:15.28)	1:31.41 [8] (0:15.87)	1:15.55 [8] (0:16.07)	0:59.48 [8] (0:14.92)	0:44.56 [8] (0:15.07)	0:29.49 [5] (0:14.85)	0:14.64 [4] (0:14.64)
Average Speed [km/h]	49.5	48.5	49.7	47.1	46.6	45.8	48.3	48.9	48.9	49.3
Top Speed [km/h]	50.6	49.7	50.0	50.0	47.2	47.1	50.3	50.2	50.1	50.1
Avg. Dist. to Rail [m]	8.1	4.5	2.7	4.9	3.2	3.1	4.6	3.7	1.7	4.2



[] Ranking at each section and finish
 -:-:- No data available at this section
 NA No data available

Horse/Jockey Name	Switch On/S J Ottley
Finish Rank	5
Fastest Section Time (Section)	0:14.81 (200-0)
Top Speed [km/h] (Section)	50.1 (1600-1400)
Race State	Finished



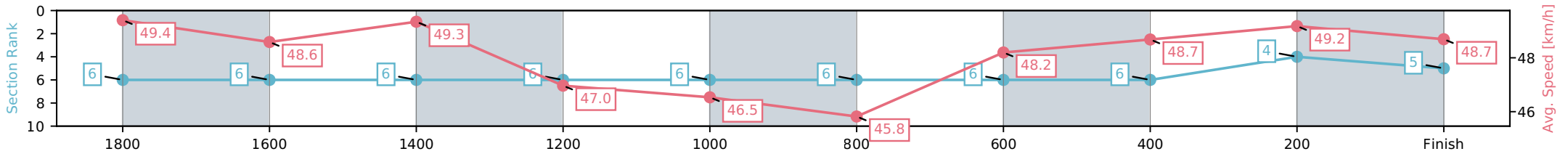
NZ Metropolitan Trotting Club Inc Harness
 Race 3: ENJOY TRACKSIDE DINING ON PREMIER NIGHT 22
 MAY MOBILE TROT - 1980m



29 April 2026 - 6:02PM

Weather: Cloudy

Section	L1980	L1800	L1600	L1400	L1200	L1000	L800	L600	L400	L200
Section Times	2:30.22 (0:12.64)	2:17.58 [6] (0:15.18)	2:02.40 [6] (0:14.91)	1:47.49 [6] (0:15.33)	1:32.16 [6] (0:15.86)	1:16.30 [6] (0:16.03)	1:00.27 [6] (0:14.94)	0:45.33 [6] (0:15.34)	0:29.99 [4] (0:15.18)	0:14.81 [5] (0:14.81)
Average Speed [km/h]	49.4	48.6	49.3	47.0	46.5	45.8	48.2	48.7	49.2	48.7
Top Speed [km/h]	49.8	49.9	50.1	48.7	47.1	47.1	49.8	49.7	49.5	49.7
Avg. Dist. to Rail [m]	6.9	4.2	3.0	4.9	3.0	3.0	4.8	5.0	5.4	7.1



[] Ranking at each section and finish
 -:-:- No data available at this section
 NA No data available

Horse/Jockey Name	Peakmonkey/R D Close
Finish Rank	6
Fastest Section Time (Section)	0:14.98 (1800-1600)
Top Speed [km/h] (Section)	52.2 (1980 - 1800)
Race State	Finished



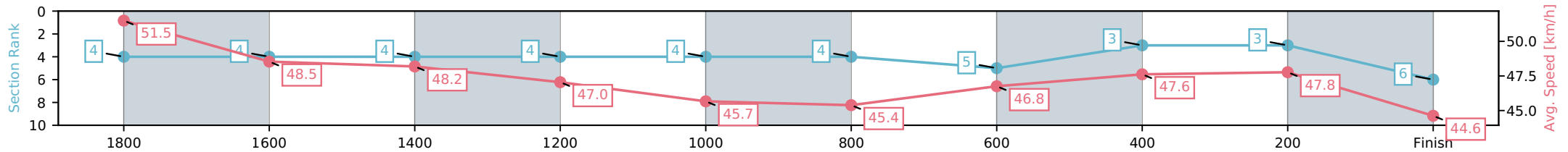
NZ Metropolitan Trotting Club Inc Harness
 Race 3: ENJOY TRACKSIDE DINING ON PREMIER NIGHT 22
 MAY MOBILE TROT - 1980m



29 April 2026 - 6:02PM

Weather: Cloudy

Section	L1980	L1800	L1600	L1400	L1200	L1000	L800	L600	L400	L200
Section Times	2:31.34 (0:12.16)	2:19.18 [4] (0:14.98)	2:04.19 [4] (0:15.07)	1:49.12 [4] (0:15.30)	1:33.82 [4] (0:15.94)	1:17.88 [4] (0:15.98)	1:01.90 [5] (0:15.40)	0:46.50 [3] (0:15.21)	0:31.29 [3] (0:15.18)	0:16.10 [6] (0:16.10)
Average Speed [km/h]	51.5	48.5	48.2	47.0	45.7	45.4	46.8	47.6	47.8	44.6
Top Speed [km/h]	52.2	50.4	48.9	48.4	45.9	47.2	48.0	48.0	48.2	47.7
Avg. Dist. to Rail [m]	2.5	1.9	1.3	3.2	1.4	1.2	2.1	1.2	1.3	2.4



- [] Ranking at each section and finish
- :-:- No data available at this section
- NA No data available

Horse/Jockey Name	Royal Diedre/D M Williams
Finish Rank	7
Fastest Section Time (Section)	0:14.85 (1800-1600)
Top Speed [km/h] (Section)	52.4 (1980 - 1800)
Race State	Finished



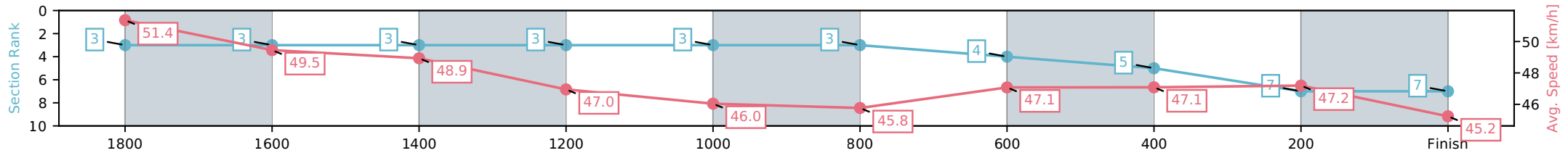
NZ Metropolitan Trotting Club Inc Harness
 Race 3: ENJOY TRACKSIDE DINING ON PREMIER NIGHT 22
 MAY MOBILE TROT - 1980m



29 April 2026 - 6:02PM

Weather: Cloudy

Section	L1980	L1800	L1600	L1400	L1200	L1000	L800	L600	L400	L200
Section Times	2:31.64 (0:12.13)	2:19.51 [3] (0:14.85)	2:04.65 [3] (0:14.99)	1:49.66 [3] (0:15.34)	1:34.32 [3] (0:15.97)	1:18.35 [3] (0:16.03)	1:02.32 [4] (0:15.29)	0:47.03 [5] (0:15.58)	0:31.46 [7] (0:15.55)	0:15.91 [7] (0:15.91)
Average Speed [km/h]	51.4	49.5	48.9	47.0	46.0	45.8	47.1	47.1	47.2	45.2
Top Speed [km/h]	52.4	50.0	49.6	48.1	46.4	47.1	47.6	47.6	47.7	47.5
Avg. Dist. to Rail [m]	8.3	3.6	2.7	4.8	2.7	2.7	3.8	2.8	3.2	6.0



- [] Ranking at each section and finish
- :-:- No data available at this section
- NA No data available

Horse/Jockey Name	Mode/W J House
Finish Rank	8
Fastest Section Time (Section)	0:14.88 (1800-1600)
Top Speed [km/h] (Section)	50.4 (1980 - 1800)
Race State	Finished



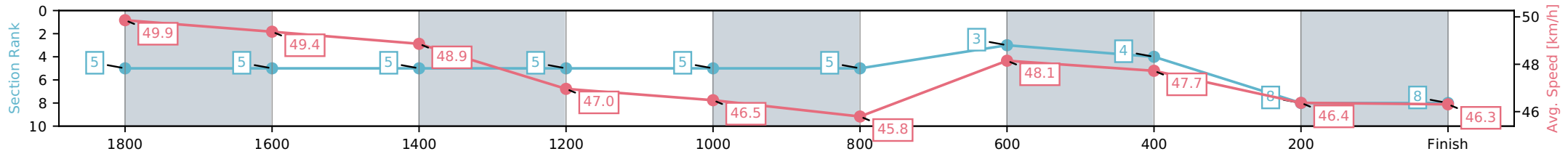
NZ Metropolitan Trotting Club Inc Harness
 Race 3: ENJOY TRACKSIDE DINING ON PREMIER NIGHT 22
 MAY MOBILE TROT - 1980m



29 April 2026 - 6:02PM

Weather: Cloudy

Section	L1980	L1800	L1600	L1400	L1200	L1000	L800	L600	L400	L200
Section Times	2:31.68 (0:12.52)	2:19.16 [5] (0:14.88)	2:04.28 [5] (0:15.03)	1:49.25 [5] (0:15.34)	1:33.91 [5] (0:15.86)	1:18.05 [5] (0:16.03)	1:02.03 [3] (0:14.95)	0:47.08 [4] (0:15.54)	0:31.54 [8] (0:15.99)	0:15.55 [8] (0:15.55)
Average Speed [km/h]	49.9	49.4	48.9	47.0	46.5	45.8	48.1	47.7	46.4	46.3
Top Speed [km/h]	50.4	50.0	49.7	48.4	47.0	47.0	49.7	49.6	46.9	47.4
Avg. Dist. to Rail [m]	4.5	3.4	2.8	4.8	3.0	2.9	4.7	4.3	4.5	4.6



- [] Ranking at each section and finish
- :-:- No data available at this section
- NA No data available