



NZ Metropolitan Trotting Club Inc Harness  
 Race 4: OWNTHE THRILL.CO.NZ 'CHECK IT OUT' MOBILE PACE - 1980m  
 29 April 2026 - 6:30PM



Weather: Cloudy

Field Times (Race Tempo) 2:28.18 (0:11.58) 2:16.60 (0:14.62) 2:01.99 (0:14.93) 1:47.06 (0:15.36) 1:31.70 (0:15.91) 1:15.79 (0:16.03) 0:59.76 (0:15.39) 0:44.37 (0:15.20)

Rank	TAB#	Horse	Overall Time	First 400m	Top Speed km/h (Section)	L1980	L1800	L1600	L1400	L1200	L1000	L800	L600
	(BAR#)	Driver	Margin (DT-W)	Last 600m	Fastest Section (Time)	Start - 1800	1800 - 1600	1600 - 1400	1400 - 1200	1200 - 1000	1000 - 800	800 - 600	600 - 400
1	3	Monkee Major	2:28.18	0:28.35	54.6 (1980 - 1800)	2:28.18	2:16.60 [1]	2:01.99 [1]	1:47.06 [1]	1:31.70 [1]	1:15.79 [1]	0:59.76 [1]	0:44.36 [1]
	(3)	J C Morrison		0:44.37	400-200 (0:14.44)	(0:11.58)	(0:14.62)	(0:14.92)	(0:15.36)	(0:15.91)	(0:16.03)	(0:15.39)	(0:15.20)
2	1	Girl's Night Out	2:28.48	0:28.52	53.9 (1980 - 1800)	2:28.48	2:16.73 [4]	2:01.99 [2]	1:47.08 [3]	1:31.72 [3]	1:15.82 [3]	0:59.77 [3]	0:44.38 [3]
	(1)	R D Holmes	1.8L (-1)	0:44.38	400-200 (0:14.47)	(0:11.75)	(0:14.75)	(0:14.91)	(0:15.36)	(0:15.90)	(0:16.04)	(0:15.39)	(0:15.20)
3	5	Shadow Creek	2:28.87	0:29.11	52.5 (1980 - 1800)	2:28.87	2:16.66 [6]	2:01.70 [6]	1:47.12 [5]	1:31.80 [5]	1:15.91 [5]	0:59.84 [5]	0:44.45 [5]
	(5)	B N Orange	4.0L (+2)	0:44.45	400-200 (0:14.54)	(0:12.21)	(0:14.96)	(0:14.58)	(0:15.33)	(0:15.89)	(0:16.07)	(0:15.39)	(0:15.18)
4	4	The Town Of Light	2:29.28	0:28.89	53.8 (1980 - 1800)	2:29.28	2:17.36 [5]	2:02.37 [5]	1:47.66 [4]	1:32.37 [4]	1:16.49 [4]	1:00.50 [4]	0:45.05 [4]
	(4)	S J Thornley	6.3L (+12)	0:45.05	1600-1400 (0:14.71)	(0:11.92)	(0:14.99)	(0:14.71)	(0:15.28)	(0:15.88)	(0:15.99)	(0:15.45)	(0:15.31)
5	7	Quicker The Bettor	2:29.44	0:28.78	55.1 (1980 - 1800)	2:29.44	2:17.85 [2]	2:02.71 [4]	1:47.25 [7]	1:31.90 [7]	1:15.98 [7]	0:59.99 [7]	0:44.54 [7]
	(7)	S W Hill	7.2L (+16)	0:44.54	400-200 (0:14.48)	(0:11.59)	(0:15.14)	(0:15.46)	(0:15.35)	(0:15.92)	(0:15.99)	(0:15.45)	(0:15.18)
6	2	Red Wine Kisses	2:30.36	0:28.53	54.7 (1980 - 1800)	2:30.36	2:18.72 [3]	2:03.80 [3]	1:49.06 [2]	1:33.76 [2]	1:17.83 [2]	1:01.81 [2]	0:46.38 [2]
	(2)	J F Curtin	12.5L (+13)	0:46.39	1600-1400 (0:14.74)	(0:11.64)	(0:14.92)	(0:14.74)	(0:15.30)	(0:15.93)	(0:16.02)	(0:15.43)	(0:15.45)
7	6	La Concha	2:31.63	0:29.27	52.8 (1980 - 1800)	2:31.63	2:19.38 [7]	2:04.28 [7]	1:49.74 [6]	1:34.42 [6]	1:18.50 [6]	1:02.48 [6]	0:47.06 [6]
	(6)	C J Dalgety	19.7L (+20)	0:47.06	1600-1400 (0:14.54)	(0:12.25)	(0:15.10)	(0:14.54)	(0:15.32)	(0:15.92)	(0:16.02)	(0:15.42)	(0:15.37)

Report Created: Wed 29 April 2026

(Note: Races are conducted over an approximate distance as close as possible to the advertised distance, and recorded data may vary accordingly. Official times refer to race times only and do not include handicap times.)

[ ] Position in running at each section and finish TAB# Saddle cloth number

-:--:-- No data available at this section

NA No data available

DNT Did not track

BAR# Barrier/Gate Position

DNF Did not finish

DT-W Distance travelled compared to winner in metres

[ ] Fastest split

[■] Fastest section



NZ Metropolitan Trotting Club Inc Harness  
 Race 4: OWNTHETHRILL.CO.NZ 'CHECK IT OUT' MOBILE PACE - 1980m  
 29 April 2026 - 6:30PM



Weather: Cloudy

Field Times                      0:29.16      0:14.73  
 (Race Tempo)                    (0:14.44)    (0:14.73)

Rank	TAB#	Horse	Overall Time	First 400m	Top Speed km/h (Section)	L400	L200						
	(BAR#)	Driver	Margin (DT-W)	Last 600m	Fastest Section (Time)	400 - 200	200 - Finish						
1	3	Monkee Major	2:28.18	0:28.35	54.6 (1980 - 1800)	0:29.16 [1]	0:14.73 [1]						
	(3)	J C Morrison		0:44.37	400-200 (0:14.44)	(0:14.44)	(0:14.73)						
2	1	Girl's Night Out	2:28.48	0:28.52	53.9 (1980 - 1800)	0:29.19 [2]	0:14.71 [2]						
	(1)	R D Holmes	1.8L (-1)	0:44.38	400-200 (0:14.47)	(0:14.47)	(0:14.71)						
3	5	Shadow Creek	2:28.87	0:29.11	52.5 (1980 - 1800)	0:29.28 [5]	0:14.73 [3]						
	(5)	B N Orange	4.0L (+2)	0:44.45	400-200 (0:14.54)	(0:14.54)	(0:14.73)						
4	4	The Town Of Light	2:29.28	0:28.89	53.8 (1980 - 1800)	0:29.74 [4]	0:14.95 [4]						
	(4)	S J Thornley	6.3L (+12)	0:45.05	1600-1400 (0:14.71)	(0:14.79)	(0:14.95)						
5	7	Quicker The Bettor	2:29.44	0:28.78	55.1 (1980 - 1800)	0:29.36 [7]	0:14.88 [6]						
	(7)	S W Hill	7.2L (+16)	0:44.54	400-200 (0:14.48)	(0:14.48)	(0:14.88)						
6	2	Red Wine Kisses	2:30.36	0:28.53	54.7 (1980 - 1800)	0:30.93 [3]	0:15.84 [5]						
	(2)	J F Curtin	12.5L (+13)	0:46.39	1600-1400 (0:14.74)	(0:15.10)	(0:15.84)						
7	6	La Concha	2:31.63	0:29.27	52.8 (1980 - 1800)	0:31.69 [6]	0:16.62 [7]						
	(6)	C J Dalgety	19.7L (+20)	0:47.06	1600-1400 (0:14.54)	(0:15.07)	(0:16.62)						

Report Created: Wed 29 April 2026

(Note: Races are conducted over an approximate distance as close as possible to the advertised distance, and recorded data may vary accordingly. Official times refer to race times only and do not include handicap times.)

[ ] Position in running at each section and finish    TAB# Saddle cloth number  
 -:-:- No data available at this section                BAR# Barrier/Gate Position  
 NA No data available                                        DNF Did not finish  
 DNT Did not track     DT-W Distance travelled compared to winner in metres

Fastest split  
 Fastest section

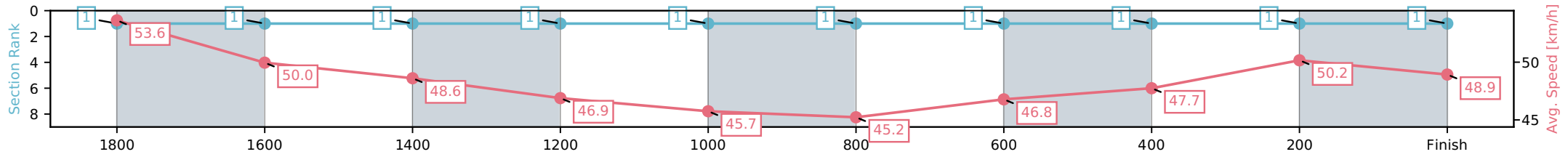
Horse/Jockey Name	Monkee Major/J C Morrison
Finish Rank	1
Fastest Section Time (Section)	0:14.44 (400-200)
Top Speed [km/h] (Section)	54.6 (1980 - 1800)
Race State	Finished



NZ Metropolitan Trotting Club Inc Harness  
 Race 4: OWNTHETHRILL.CO.NZ 'CHECK IT OUT' MOBILE  
 PACE - 1980m  
 29 April 2026 - 6:30PM  
 Weather: Cloudy



Section	L1980	L1800	L1600	L1400	L1200	L1000	L800	L600	L400	L200
Section Times	2:28.18 (0:11.58)	2:16.60 [1] (0:14.62)	2:01.99 [1] (0:14.92)	1:47.06 [1] (0:15.36)	1:31.70 [1] (0:15.91)	1:15.79 [1] (0:16.03)	0:59.76 [1] (0:15.39)	0:44.36 [1] (0:15.20)	0:29.16 [1] (0:14.44)	0:14.73 [1] (0:14.73)
Average Speed [km/h]	53.6	50.0	48.6	46.9	45.7	45.2	46.8	47.7	50.2	48.9
Top Speed [km/h]	54.6	52.1	50.0	48.6	46.1	46.1	47.5	48.7	51.1	51.1
Avg. Dist. to Rail [m]	5.4	2.9	1.2	3.5	1.5	1.1	1.8	1.4	1.1	3.5



[ ] Ranking at each section and finish  
 -:-:- No data available at this section  
 NA No data available

Horse/Jockey Name	Girl's Night Out/R D Holmes
Finish Rank	2
Fastest Section Time (Section)	0:14.47 (400-200)
Top Speed [km/h] (Section)	53.9 (1980 - 1800)
Race State	Finished

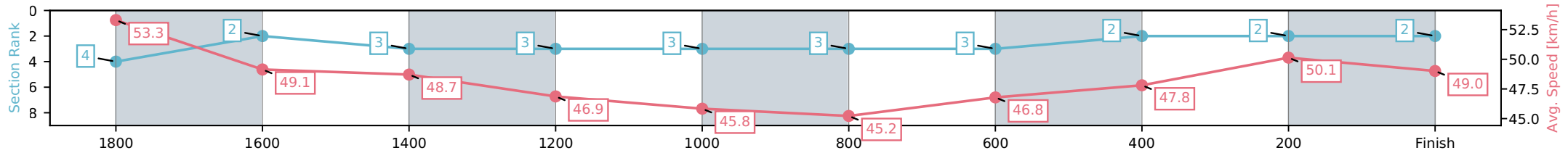


NZ Metropolitan Trotting Club Inc Harness  
 Race 4: OWINHETHRILL.CO.NZ 'CHECK IT OUT' MOBILE  
 PACE - 1980m



29 April 2026 - 6:30PM  
 Weather: Cloudy

Section	L1980	L1800	L1600	L1400	L1200	L1000	L800	L600	L400	L200
Section Times	2:28.48 (0:11.75)	2:16.73 [2] (0:14.75)	2:01.99 [3] (0:14.91)	1:47.08 [3] (0:15.36)	1:31.72 [3] (0:15.90)	1:15.82 [3] (0:16.04)	0:59.77 [3] (0:15.39)	0:44.38 [2] (0:15.20)	0:29.19 [2] (0:14.47)	0:14.71 [2] (0:14.71)
Average Speed [km/h]	53.3	49.1	48.7	46.9	45.8	45.2	46.8	47.8	50.1	49.0
Top Speed [km/h]	53.9	51.9	50.5	48.5	46.4	46.3	47.8	49.1	51.1	50.7
Avg. Dist. to Rail [m]	2.4	1.3	1.3	3.5	1.6	1.1	1.9	1.5	1.4	3.7



- [ ] Ranking at each section and finish
- :-:- No data available at this section
- NA No data available

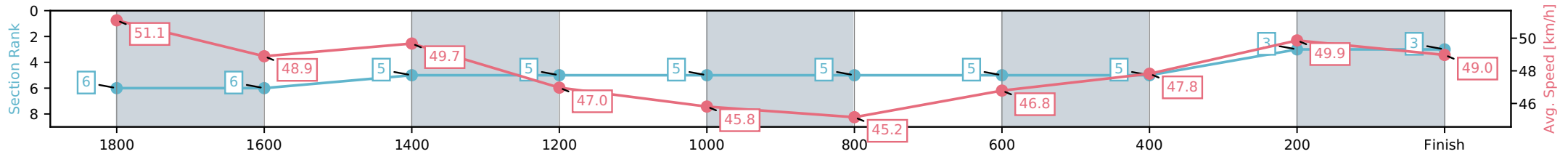
Horse/Jockey Name	Shadow Creek/B N Orange
Finish Rank	3
Fastest Section Time (Section)	0:14.54 (400-200)
Top Speed [km/h] (Section)	52.5 (1980 - 1800)
Race State	Finished



NZ Metropolitan Trotting Club Inc Harness  
 Race 4: OWNTHETHRILL.CO.NZ 'CHECK IT OUT' MOBILE  
 PACE - 1980m  
 29 April 2026 - 6:30PM  
 Weather: Cloudy



Section	L1980	L1800	L1600	L1400	L1200	L1000	L800	L600	L400	L200
Section Times	2:28.87 (0:12.21)	2:16.66 [6] (0:14.96)	2:01.70 [5] (0:14.58)	1:47.12 [5] (0:15.33)	1:31.80 [5] (0:15.89)	1:15.91 [5] (0:16.07)	0:59.84 [5] (0:15.39)	0:44.45 [5] (0:15.18)	0:29.28 [3] (0:14.54)	0:14.73 [3] (0:14.73)
Average Speed [km/h]	51.1	48.9	49.7	47.0	45.8	45.2	46.8	47.8	49.9	49.0
Top Speed [km/h]	52.5	49.8	50.4	49.3	46.6	46.6	47.7	49.0	50.8	50.6
Avg. Dist. to Rail [m]	8.3	3.3	1.0	3.5	1.4	1.2	2.0	1.4	1.3	2.5



- [ ] Ranking at each section and finish
- :-:- No data available at this section
- NA No data available

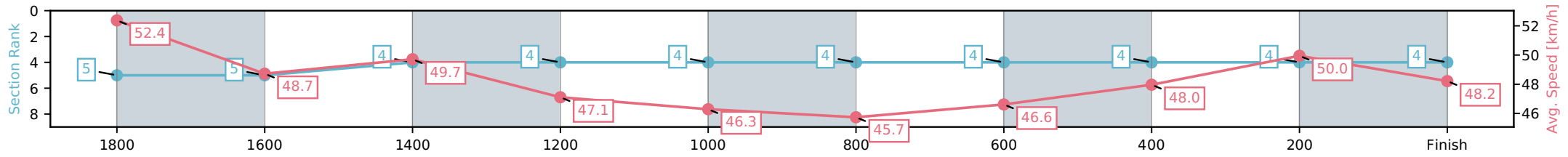
Horse/Jockey Name	The Town Of Light/S J Thornley
Finish Rank	4
Fastest Section Time (Section)	0:14.71 (1600-1400)
Top Speed [km/h] (Section)	53.8 (1980 - 1800)
Race State	Finished



NZ Metropolitan Trotting Club Inc Harness  
 Race 4: OWINHETHRILL.CO.NZ 'CHECK IT OUT' MOBILE  
 PACE - 1980m  
 29 April 2026 - 6:30PM  
 Weather: Cloudy



Section	L1980	L1800	L1600	L1400	L1200	L1000	L800	L600	L400	L200
Section Times	2:29.28 (0:11.92)	2:17.36 [5] (0:14.99)	2:02.37 [4] (0:14.71)	1:47.66 [4] (0:15.28)	1:32.37 [4] (0:15.88)	1:16.49 [4] (0:15.99)	1:00.50 [4] (0:15.45)	0:45.05 [4] (0:15.31)	0:29.74 [4] (0:14.79)	0:14.95 [4] (0:14.95)
Average Speed [km/h]	52.4	48.7	49.7	47.1	46.3	45.7	46.6	48.0	50.0	48.2
Top Speed [km/h]	53.8	50.6	51.1	49.8	46.8	46.6	47.0	49.0	50.5	50.2
Avg. Dist. to Rail [m]	6.6	2.7	2.4	5.2	2.7	2.2	3.2	2.8	4.0	5.8



[ ] Ranking at each section and finish  
 -:-:- No data available at this section  
 NA No data available

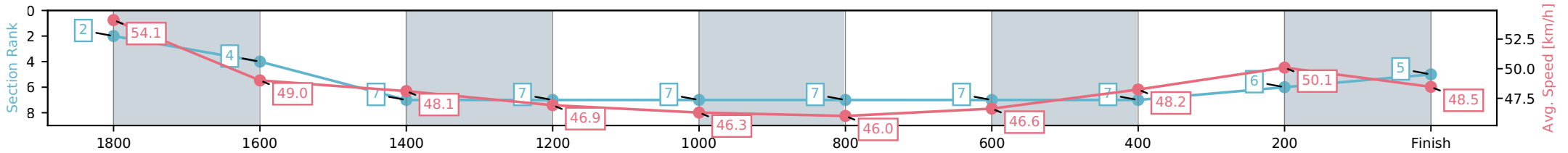
Horse/Jockey Name	Quicker The Bettor/S W Hill
Finish Rank	5
Fastest Section Time (Section)	0:14.48 (400-200)
Top Speed [km/h] (Section)	55.1 (1980 - 1800)
Race State	Finished



NZ Metropolitan Trotting Club Inc Harness  
 Race 4: OWINHETHRILL.CO.NZ 'CHECK IT OUT' MOBILE  
 PACE - 1980m  
 29 April 2026 - 6:30PM  
 Weather: Cloudy



Section	L1980	L1800	L1600	L1400	L1200	L1000	L800	L600	L400	L200
Section Times	2:29.44 (0:11.59)	2:17.85 [4] (0:15.14)	2:02.71 [7] (0:15.46)	1:47.25 [7] (0:15.35)	1:31.90 [7] (0:15.92)	1:15.98 [7] (0:15.99)	0:59.99 [7] (0:15.45)	0:44.54 [7] (0:15.18)	0:29.36 [6] (0:14.48)	0:14.88 [5] (0:14.88)
Average Speed [km/h]	54.1	49.0	48.1	46.9	46.3	46.0	46.6	48.2	50.1	48.5
Top Speed [km/h]	55.1	51.8	48.9	48.8	46.6	46.8	46.9	50.1	50.4	50.2
Avg. Dist. to Rail [m]	10.5	4.9	4.4	5.3	3.0	2.9	3.7	2.7	1.2	1.5



[ ] Ranking at each section and finish  
 -:-:- No data available at this section  
 NA No data available

Horse/Jockey Name	Red Wine Kisses/J F Curtin
Finish Rank	6
Fastest Section Time (Section)	0:14.74 (1600-1400)
Top Speed [km/h] (Section)	54.7 (1980 - 1800)
Race State	Finished

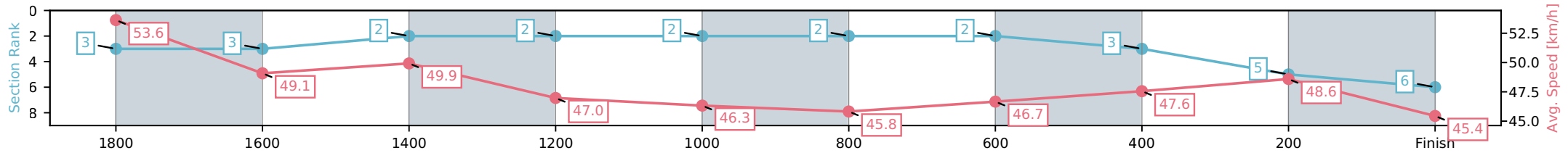


NZ Metropolitan Trotting Club Inc Harness  
 Race 4: OWNTHETHRILL.CO.NZ 'CHECK IT OUT' MOBILE  
 PACE - 1980m



29 April 2026 - 6:30PM  
 Weather: Cloudy

Section	L1980	L1800	L1600	L1400	L1200	L1000	L800	L600	L400	L200
Section Times	2:30.36 (0:11.64)	2:18.72 [3] (0:14.92)	2:03.80 [2] (0:14.74)	1:49.06 [2] (0:15.30)	1:33.76 [2] (0:15.93)	1:17.83 [2] (0:16.02)	1:01.81 [2] (0:15.43)	0:46.38 [3] (0:15.45)	0:30.93 [5] (0:15.10)	0:15.84 [6] (0:15.84)
Average Speed [km/h]	53.6	49.1	49.9	47.0	46.3	45.8	46.7	47.6	48.6	45.4
Top Speed [km/h]	54.7	51.2	50.6	48.9	46.6	46.7	47.1	48.1	49.0	48.1
Avg. Dist. to Rail [m]	3.9	2.8	2.8	5.1	3.1	2.7	3.5	3.0	2.9	4.3



- [ ] Ranking at each section and finish
- :-:- No data available at this section
- NA No data available

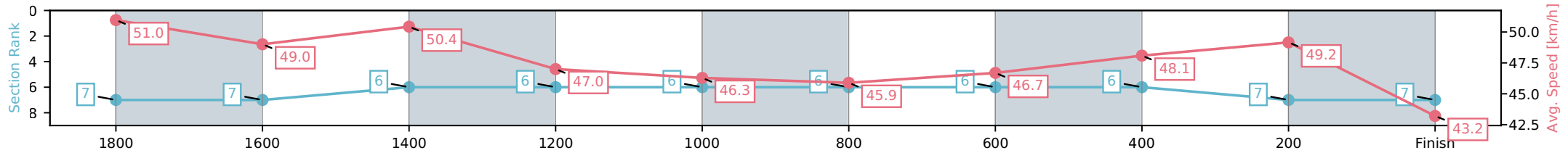
Horse/Jockey Name	La Concha/C J Dalgety
Finish Rank	7
Fastest Section Time (Section)	0:14.54 (1600-1400)
Top Speed [km/h] (Section)	52.8 (1980 - 1800)
Race State	Finished



NZ Metropolitan Trotting Club Inc Harness  
 Race 4: OWINHETHRILL.CO.NZ 'CHECK IT OUT' MOBILE  
 PACE - 1980m  
 29 April 2026 - 6:30PM  
 Weather: Cloudy



Section	L1980	L1800	L1600	L1400	L1200	L1000	L800	L600	L400	L200
Section Times	2:31.63 (0:12.25)	2:19.38 [7] (0:15.10)	2:04.28 [6] (0:14.54)	1:49.74 [6] (0:15.32)	1:34.42 [6] (0:15.92)	1:18.50 [6] (0:16.02)	1:02.48 [6] (0:15.42)	0:47.06 [6] (0:15.37)	0:31.69 [7] (0:15.07)	0:16.62 [7] (0:16.62)
Average Speed [km/h]	51.0	49.0	50.4	47.0	46.3	45.9	46.7	48.1	49.2	43.2
Top Speed [km/h]	52.8	50.9	51.1	49.7	46.8	46.7	47.2	49.1	49.7	47.8
Avg. Dist. to Rail [m]	10.1	5.2	2.6	5.2	2.9	2.9	3.7	3.6	4.0	2.5



- [ ] Ranking at each section and finish
- :-:- No data available at this section
- NA No data available