



NZ Metropolitan Trotting Club Inc Harness

Race 5: BOOK NOW FOR MID WINTER XMAS THIS JULY & AUGUST TROT - 2600m

29 April 2026 - 7:05PM

Weather: Cloudy



Field Times	3:28.00	3:10.26	2:54.55	2:37.83	2:21.57	2:05.33	1:49.39	1:33.49
(Race Tempo)	(0:17.74)	(0:15.71)	(0:16.72)	(0:16.26)	(0:16.24)	(0:15.95)	(0:15.90)	(0:16.43)

Rank	TAB#	Horse	Overall Time	First 400m	Top Speed km/h (Section)	L2600	L2400	L2200	L2000	L1800	L1600	L1400	L1200
	(BAR#)	Driver	Margin (DT-W)	Last 600m	Fastest Section (Time)	Start - 2400	2400 - 2200	2200 - 2000	2000 - 1800	1800 - 1600	1600 - 1400	1400 - 1200	1200 - 1000
1	9	Diedre Franco	3:28.00	0:34.76	52.1 (400-200)	3:28.00	3:08.04 [8]	2:53.24 [7]	2:36.83 [6]	2:20.67 [5]	2:04.77 [4]	1:48.73 [4]	1:32.90 [4]
	(U2)	G N Thornley		0:44.40	400-200 (0:14.26)	(0:19.96)	(0:14.80)	(0:16.41)	(0:16.16)	(0:15.90)	(0:16.04)	(0:15.82)	(0:16.40)
2	3	Royalglow	3:28.17	0:33.79	51.4 (200-0)	3:28.17	3:10.25 [2]	2:54.38 [2]	2:37.61 [3]	2:21.03 [4]	2:04.78 [5]	1:48.82 [5]	1:32.89 [5]
	(3)	J R Ford	0.9L (-23)	0:44.34	200-0 (0:14.18)	(0:17.92)	(0:15.87)	(0:16.77)	(0:16.58)	(0:16.25)	(0:15.95)	(0:15.93)	(0:16.39)
3	2	Schoemaker	3:28.53	0:34.89	51.7 (400-200)	3:28.53	3:08.98 [7]	2:53.64 [8]	2:37.00 [8]	2:20.77 [7]	2:04.97 [6]	1:48.93 [6]	1:33.10 [6]
	(2)	J W Smith	3.0L (-3)	0:44.58	400-200 (0:14.40)	(0:19.55)	(0:15.34)	(0:16.63)	(0:16.24)	(0:15.80)	(0:16.04)	(0:15.82)	(0:16.41)
4	7	Transtasman Bubble	3:28.58	0:34.41	50.9 (400-200)	3:28.58	3:10.10 [5]	2:54.17 [5]	2:37.75 [4]	2:21.59 [3]	2:05.68 [2]	1:49.61 [2]	1:33.79 [2]
	(7)	J F Curtin	3.3L (-4)	0:45.30	400-200 (0:14.61)	(0:18.48)	(0:15.93)	(0:16.42)	(0:16.16)	(0:15.92)	(0:16.06)	(0:15.82)	(0:16.40)
5	5	Just Easy	3:28.58	0:34.06	49.7 (400-200)	3:28.58	3:10.36 [3]	2:54.53 [3]	2:38.11 [2]	2:22.15 [1]	2:05.91 [1]	1:49.96 [1]	1:34.07 [1]
	(5)	J B Geddes	3.3L (-19)	0:45.50	400-200 (0:14.67)	(0:18.22)	(0:15.84)	(0:16.41)	(0:15.96)	(0:16.24)	(0:15.95)	(0:15.90)	(0:16.43)
6	4	Ruthless Emma	3:28.61	0:34.45	51.7 (200-0)	3:28.61	3:09.80 [6]	2:54.16 [6]	2:37.43 [7]	2:20.82 [8]	2:04.54 [9]	1:48.64 [9]	1:32.72 [9]
	(4)	A S Mugford	3.5L (-23)	0:44.21	200-0 (0:14.32)	(0:18.81)	(0:15.64)	(0:16.73)	(0:16.61)	(0:16.27)	(0:15.91)	(0:15.92)	(0:16.39)
7	1	Baffled	3:28.66	0:34.12	51.2 (200-0)	3:28.66	3:10.37 [4]	2:54.54 [4]	2:37.82 [5]	2:21.20 [6]	2:04.93 [7]	1:49.04 [7]	1:33.10 [7]
	(1)	R E Cameron	3.8L (-21)	0:44.57	200-0 (0:14.41)	(0:18.29)	(0:15.83)	(0:16.71)	(0:16.62)	(0:16.27)	(0:15.89)	(0:15.94)	(0:16.37)
8	8	Bluey	3:29.68	0:36.00	50.2 (200-0)	3:29.68	3:09.02 [9]	2:53.67 [9]	2:37.95 [9]	2:21.44 [9]	2:05.72 [8]	1:49.73 [8]	1:33.91 [8]
	(U1)	L M McKay	9.6L (-7)	0:45.40	400-200 (0:14.71)	(0:20.66)	(0:15.34)	(0:15.73)	(0:16.51)	(0:15.72)	(0:15.98)	(0:15.82)	(0:16.40)
9	6	Noah Magnific	3:30.09	0:33.45	50.0 (400-200)	3:30.09	3:12.35 [1]	2:56.64 [1]	2:39.92 [1]	2:23.30 [2]	2:07.04 [3]	1:51.08 [3]	1:35.16 [3]
	(6)	S J Thornley	11.9L (-23)	0:46.64	400-200 (0:14.64)	(0:17.74)	(0:15.71)	(0:16.72)	(0:16.62)	(0:16.26)	(0:15.96)	(0:15.92)	(0:16.37)

Report Created: Wed 29 April 2026

(Note: Races are conducted over an approximate distance as close as possible to the advertised distance, and recorded data may vary accordingly. Official times refer to race times only and do not include handicap times.)

[] Position in running at each section and finish TAB# Saddle cloth number

[] Fastest split

-:--:-- No data available at this section

BAR# Barrier/Gate Position

[█] Fastest section

NA No data available

DNF Did not finish

DNT Did not track

DT-W Distance travelled compared to winner in metres



NZ Metropolitan Trotting Club Inc Harness

Race 5: BOOK NOW FOR MID WINTER XMAS THIS JULY & AUGUST TROT - 2600m

29 April 2026 - 7:05PM

Weather: Cloudy



Field Times	1:17.06	1:00.77	0:44.91	0:29.18	0:14.51
(Race Tempo)	(0:16.29)	(0:15.86)	(0:15.73)	(0:14.67)	(0:14.51)

Rank	TAB#	Horse	Overall Time	First 400m	Top Speed km/h (Section)	L1000	L800	L600	L400	L200			
	(BAR#)	Driver	Margin (DT-W)	Last 600m	Fastest Section (Time)	1000 - 800	800 - 600	600 - 400	400 - 200	200 - Finish			
1	9	Diedre Franco	3:28.00	0:34.76	52.1 (400-200)	1:16.50 [4]	1:00.20 [4]	0:44.40 [4]	0:28.76 [4]	0:14.50 [2]			
	(U2)	G N Thornley		0:44.40	400-200 (0:14.26)	(0:16.31)	(0:15.80)	(0:15.64)	(0:14.26)	(0:14.50)			
2	3	Royalglow	3:28.17	0:33.79	51.4 (200-0)	1:16.50 [5]	1:00.18 [5]	0:44.34 [5]	0:28.71 [5]	0:14.18 [5]			
	(3)	J R Ford	0.9L (-23)	0:44.34	200-0 (0:14.18)	(0:16.32)	(0:15.83)	(0:15.64)	(0:14.52)	(0:14.18)			
3	2	Schoemaker	3:28.53	0:34.89	51.7 (400-200)	1:16.69 [6]	1:00.40 [6]	0:44.59 [6]	0:28.90 [6]	0:14.50 [6]			
	(2)	J W Smith	3.0L (-3)	0:44.58	400-200 (0:14.40)	(0:16.30)	(0:15.81)	(0:15.68)	(0:14.40)	(0:14.50)			
4	7	Transtasman Bubble	3:28.58	0:34.41	50.9 (400-200)	1:17.39 [2]	1:01.08 [2]	0:45.30 [2]	0:29.45 [2]	0:14.84 [3]			
	(7)	J F Curtin	3.3L (-4)	0:45.30	400-200 (0:14.61)	(0:16.31)	(0:15.79)	(0:15.85)	(0:14.61)	(0:14.84)			
5	5	Just Easy	3:28.58	0:34.06	49.7 (400-200)	1:17.64 [1]	1:01.35 [1]	0:45.49 [1]	0:29.76 [1]	0:15.09 [1]			
	(5)	J B Geddes	3.3L (-19)	0:45.50	400-200 (0:14.67)	(0:16.29)	(0:15.86)	(0:15.74)	(0:14.67)	(0:15.09)			
6	4	Ruthless Emma	3:28.61	0:34.45	51.7 (200-0)	1:16.33 [9]	1:00.00 [9]	0:44.20 [9]	0:28.64 [8]	0:14.32 [8]			
	(4)	A S Mugford	3.5L (-23)	0:44.21	200-0 (0:14.32)	(0:16.33)	(0:15.80)	(0:15.57)	(0:14.32)	(0:14.32)			
7	1	Baffled	3:28.66	0:34.12	51.2 (200-0)	1:16.72 [7]	1:00.40 [7]	0:44.57 [7]	0:28.93 [7]	0:14.41 [7]			
	(1)	R E Cameron	3.8L (-21)	0:44.57	200-0 (0:14.41)	(0:16.32)	(0:15.83)	(0:15.64)	(0:14.52)	(0:14.41)			
8	8	Bluey	3:29.68	0:36.00	50.2 (200-0)	1:17.50 [8]	1:01.21 [8]	0:45.40 [8]	0:29.54 [9]	0:14.82 [9]			
	(U1)	L M McKay	9.6L (-7)	0:45.40	400-200 (0:14.71)	(0:16.30)	(0:15.80)	(0:15.87)	(0:14.71)	(0:14.82)			
9	6	Noah Magnific	3:30.09	0:33.45	50.0 (400-200)	1:18.80 [3]	1:02.48 [3]	0:46.64 [3]	0:30.95 [3]	0:16.31 [4]			
	(6)	S J Thornley	11.9L (-23)	0:46.64	400-200 (0:14.64)	(0:16.32)	(0:15.84)	(0:15.69)	(0:14.64)	(0:16.31)			

Report Created: Wed 29 April 2026

(Note: Races are conducted over an approximate distance as close as possible to the advertised distance, and recorded data may vary accordingly. Official times refer to race times only and do not include handicap times.)

[] Position in running at each section and finish TAB# Saddle cloth number

-:--:-- No data available at this section

NA No data available

DNT Did not track

BAR# Barrier/Gate Position

DNF Did not finish

DT-W Distance travelled compared to winner in metres

Fastest split

Fastest section

Horse/Jockey Name	Diedre Franco/G N Thornley
Finish Rank	1
Fastest Section Time (Section)	0:14.26 (400-200)
Top Speed [km/h] (Section)	52.1 (400-200)
Race State	Finished



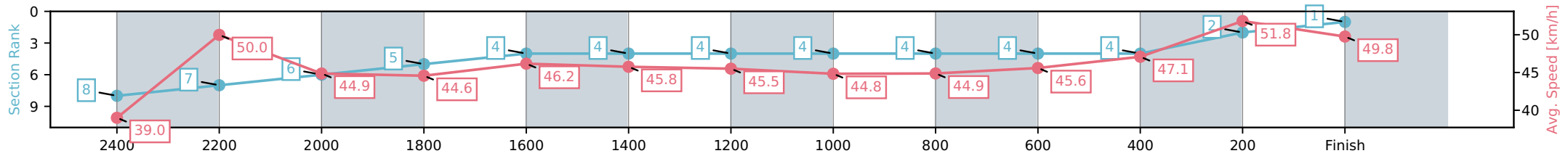
NZ Metropolitan Trotting Club Inc Harness
 Race 5: BOOK NOW FOR MID WINTER XMAS THIS JULY & AUGUST TROT - 2600m



29 April 2026 - 7:05PM

Weather: Cloudy

Section	L2600	L2400	L2200	L2000	L1800	L1600	L1400	L1200	L1000	L800	L600	L400	L200
Section Times	3:28.00 (0:19.96)	3:08.04 [7] (0:14.80)	2:53.24 [6] (0:16.41)	2:36.83 [5] (0:16.16)	2:20.67 [4] (0:15.90)	2:04.77 [4] (0:16.04)	1:48.73 [4] (0:15.82)	1:32.90 [4] (0:16.40)	1:16.50 [4] (0:16.31)	1:00.20 [4] (0:15.80)	0:44.40 [4] (0:15.64)	0:28.76 [2] (0:14.26)	0:14.50 [1] (0:14.50)
Average Speed [km/h]	39.0	50.0	44.9	44.6	46.2	45.8	45.5	44.8	44.9	45.6	47.1	51.8	49.8
Top Speed [km/h]	50.4	51.1	47.2	45.8	47.2	46.7	46.6	45.9	46.2	46.0	50.9	52.1	51.5
Avg. Dist. to Rail [m]	11.7	3.7	3.1	3.8	3.2	2.8	4.6	2.6	2.4	3.0	3.1	3.9	4.4



- [] Ranking at each section and finish
- :-:- No data available at this section
- NA No data available

Horse/Jockey Name	Royalglow/J R Ford
Finish Rank	2
Fastest Section Time (Section)	0:14.18 (200-0)
Top Speed [km/h] (Section)	51.4 (200-0)
Race State	Finished



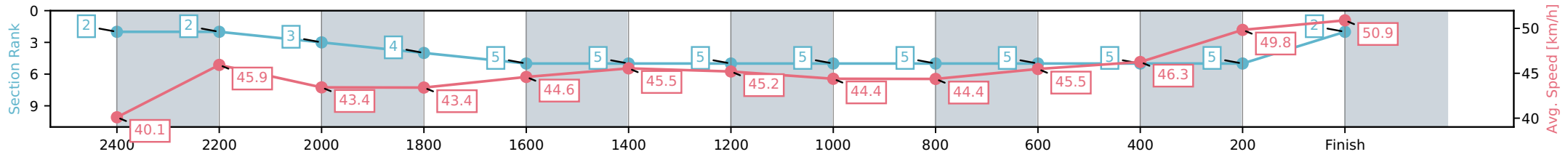
NZ Metropolitan Trotting Club Inc Harness
 Race 5: BOOK NOW FOR MID WINTER XMAS THIS JULY & AUGUST TROT - 2600m



29 April 2026 - 7:05PM

Weather: Cloudy

Section	L2600	L2400	L2200	L2000	L1800	L1600	L1400	L1200	L1000	L800	L600	L400	L200
Section Times	3:28.17 (0:17.92)	3:10.25 [2] (0:15.87)	2:54.38 [3] (0:16.77)	2:37.61 [4] (0:16.58)	2:21.03 [5] (0:16.25)	2:04.78 [5] (0:15.95)	1:48.82 [5] (0:15.93)	1:32.89 [5] (0:16.39)	1:16.50 [5] (0:16.32)	1:00.18 [5] (0:15.83)	0:44.34 [5] (0:15.64)	0:28.71 [5] (0:14.52)	0:14.18 [2] (0:14.18)
Average Speed [km/h]	40.1	45.9	43.4	43.4	44.6	45.5	45.2	44.4	44.4	45.5	46.3	49.8	50.9
Top Speed [km/h]	47.2	46.8	45.0	44.6	46.0	46.0	46.1	45.3	46.6	46.4	48.2	51.0	51.4
Avg. Dist. to Rail [m]	3.5	1.6	1.6	1.6	1.3	1.4	3.3	1.4	0.9	1.4	0.9	1.1	2.6



- [] Ranking at each section and finish
- :-:- No data available at this section
- NA No data available

Horse/Jockey Name	Schoemaker/J W Smith
Finish Rank	3
Fastest Section Time (Section)	0:14.40 (400-200)
Top Speed [km/h] (Section)	51.7 (400-200)
Race State	Finished



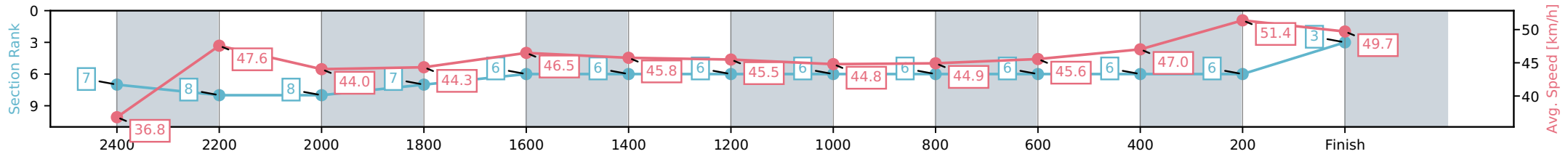
NZ Metropolitan Trotting Club Inc Harness
 Race 5: BOOK NOW FOR MID WINTER XMAS THIS JULY &
 AUGUST TROT - 2600m



29 April 2026 - 7:05PM

Weather: Cloudy

Section	L2600	L2400	L2200	L2000	L1800	L1600	L1400	L1200	L1000	L800	L600	L400	L200
Section Times	3:28.53 (0:19.55)	3:08.98 [8] (0:15.34)	2:53.64 [8] (0:16.63)	2:37.00 [7] (0:16.24)	2:20.77 [6] (0:15.80)	2:04.97 [6] (0:16.04)	1:48.93 [6] (0:15.82)	1:33.10 [6] (0:16.41)	1:16.69 [6] (0:16.30)	1:00.40 [6] (0:15.81)	0:44.59 [6] (0:15.68)	0:28.90 [6] (0:14.40)	0:14.50 [3] (0:14.50)
Average Speed [km/h]	36.8	47.6	44.0	44.3	46.5	45.8	45.5	44.8	44.9	45.6	47.0	51.4	49.7
Top Speed [km/h]	47.1	48.9	45.6	45.3	48.1	46.6	46.6	45.7	46.4	46.3	50.7	51.7	51.7
Avg. Dist. to Rail [m]	4.8	1.9	2.2	3.9	3.3	2.7	4.6	2.5	2.5	3.1	3.2	4.4	7.5



- [] Ranking at each section and finish
- :-:- No data available at this section
- NA No data available

Horse/Jockey Name	Transtasman Bubble/J F Curtin
Finish Rank	4
Fastest Section Time (Section)	0:14.61 (400-200)
Top Speed [km/h] (Section)	50.9 (400-200)
Race State	Finished



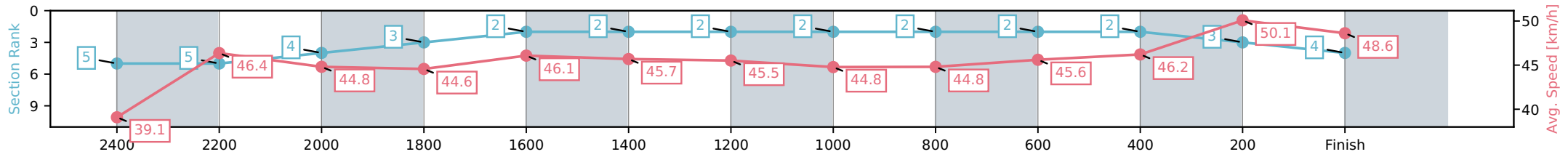
NZ Metropolitan Trotting Club Inc Harness
 Race 5: BOOK NOW FOR MID WINTER XMAS THIS JULY & AUGUST TROT - 2600m



29 April 2026 - 7:05PM

Weather: Cloudy

Section	L2600	L2400	L2200	L2000	L1800	L1600	L1400	L1200	L1000	L800	L600	L400	L200
Section Times	3:28.58 (0:18.48)	3:10.10 [5] (0:15.93)	2:54.17 [4] (0:16.42)	2:37.75 [3] (0:16.16)	2:21.59 [2] (0:15.92)	2:05.68 [2] (0:16.06)	1:49.61 [2] (0:15.82)	1:33.79 [2] (0:16.40)	1:17.39 [2] (0:16.31)	1:01.08 [2] (0:15.79)	0:45.30 [2] (0:15.85)	0:29.45 [3] (0:14.61)	0:14.84 [4] (0:14.84)
Average Speed [km/h]	39.1	46.4	44.8	44.6	46.1	45.7	45.5	44.8	44.8	45.6	46.2	50.1	48.6
Top Speed [km/h]	45.1	47.2	46.3	45.6	46.9	46.5	46.4	45.8	46.0	46.0	48.9	50.9	50.7
Avg. Dist. to Rail [m]	10.6	3.4	3.0	3.6	3.1	2.6	4.3	2.5	2.2	2.8	2.4	2.4	4.2



[] Ranking at each section and finish
 -:-:- No data available at this section
 NA No data available

Horse/Jockey Name	Just Easy/J B Geddes
Finish Rank	5
Fastest Section Time (Section)	0:14.67 (400-200)
Top Speed [km/h] (Section)	49.7 (400-200)
Race State	Finished



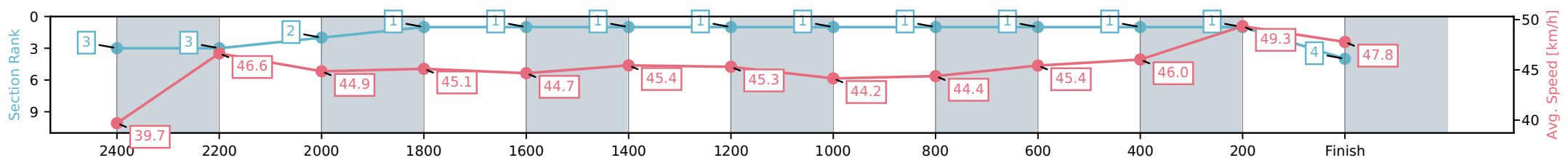
NZ Metropolitan Trotting Club Inc Harness
 Race 5: BOOK NOW FOR MID WINTER XMAS THIS JULY &
 AUGUST TROT - 2600m



29 April 2026 - 7:05PM

Weather: Cloudy

Section	L2600	L2400	L2200	L2000	L1800	L1600	L1400	L1200	L1000	L800	L600	L400	L200
Section Times	3:28.58 (0:18.22)	3:10.36 [3] (0:15.84)	2:54.53 [2] (0:16.41)	2:38.11 [1] (0:15.96)	2:22.15 [1] (0:16.24)	2:05.91 [1] (0:15.95)	1:49.96 [1] (0:15.90)	1:34.07 [1] (0:16.43)	1:17.64 [1] (0:16.29)	1:01.35 [1] (0:15.86)	0:45.49 [1] (0:15.74)	0:29.76 [1] (0:14.67)	0:15.09 [4] (0:15.09)
Average Speed [km/h]	39.7	46.6	44.9	45.1	44.7	45.4	45.3	44.2	44.4	45.4	46.0	49.3	47.8
Top Speed [km/h]	49.0	48.8	46.4	45.9	45.7	46.0	46.1	45.1	45.2	45.6	47.9	49.7	49.5
Avg. Dist. to Rail [m]	8.2	3.2	3.0	3.6	1.6	1.1	3.0	1.0	0.8	1.3	0.9	1.0	2.8



[] Ranking at each section and finish
 -.-.- No data available at this section
 NA No data available

Horse/Jockey Name	Ruthless Emma/A S Mugford
Finish Rank	6
Fastest Section Time (Section)	0:14.32 (200-0)
Top Speed [km/h] (Section)	51.7 (200-0)
Race State	Finished



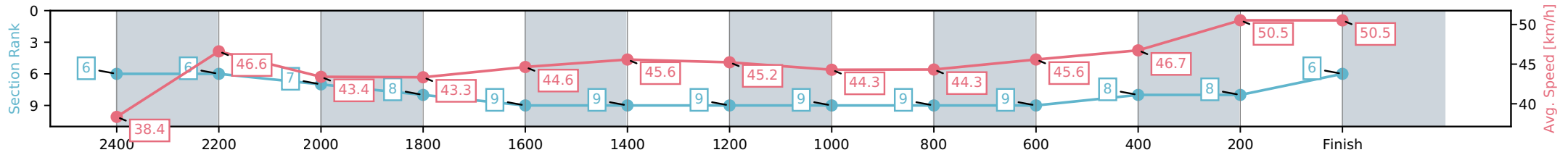
NZ Metropolitan Trotting Club Inc Harness
 Race 5: BOOK NOW FOR MID WINTER XMAS THIS JULY &
 AUGUST TROT - 2600m



29 April 2026 - 7:05PM

Weather: Cloudy

Section	L2600	L2400	L2200	L2000	L1800	L1600	L1400	L1200	L1000	L800	L600	L400	L200
Section Times	3:28.61 (0:18.81)	3:09.80 [6] (0:15.64)	2:54.16 [7] (0:16.73)	2:37.43 [8] (0:16.61)	2:20.82 [9] (0:16.27)	2:04.54 [9] (0:15.91)	1:48.64 [9] (0:15.92)	1:32.72 [9] (0:16.39)	1:16.33 [9] (0:16.33)	1:00.00 [9] (0:15.80)	0:44.20 [8] (0:15.57)	0:28.64 [8] (0:14.32)	0:14.32 [6] (0:14.32)
Average Speed [km/h]	38.4	46.6	43.4	43.3	44.6	45.6	45.2	44.3	44.3	45.6	46.7	50.5	50.5
Top Speed [km/h]	47.7	48.2	45.0	44.6	46.7	46.3	46.4	45.2	47.1	47.3	50.6	51.5	51.7
Avg. Dist. to Rail [m]	5.6	1.6	1.4	1.9	1.7	1.1	2.9	1.1	1.0	1.6	1.5	1.1	2.2



- [] Ranking at each section and finish
- :-:- No data available at this section
- NA No data available

Horse/Jockey Name	Baffled/R E Cameron
Finish Rank	7
Fastest Section Time (Section)	0:14.41 (200-0)
Top Speed [km/h] (Section)	51.2 (200-0)
Race State	Finished



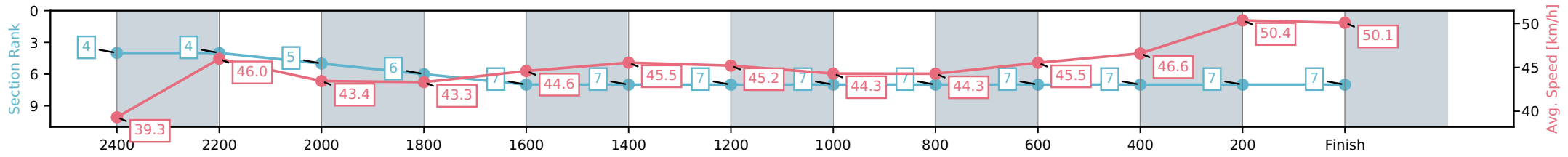
NZ Metropolitan Trotting Club Inc Harness
 Race 5: BOOK NOW FOR MID WINTER XMAS THIS JULY & AUGUST TROT - 2600m



29 April 2026 - 7:05PM

Weather: Cloudy

Section	L2600	L2400	L2200	L2000	L1800	L1600	L1400	L1200	L1000	L800	L600	L400	L200
Section Times	3:28.66 (0:18.29)	3:10.37 [4] (0:15.83)	2:54.54 [5] (0:16.71)	2:37.82 [6] (0:16.62)	2:21.20 [7] (0:16.27)	2:04.93 [7] (0:15.89)	1:49.04 [7] (0:15.94)	1:33.10 [7] (0:16.37)	1:16.72 [7] (0:16.32)	1:00.40 [7] (0:15.83)	0:44.57 [7] (0:15.64)	0:28.93 [7] (0:14.52)	0:14.41 [7] (0:14.41)
Average Speed [km/h]	39.3	46.0	43.4	43.3	44.6	45.5	45.2	44.3	44.3	45.5	46.6	50.4	50.1
Top Speed [km/h]	47.9	47.3	45.2	44.4	46.3	46.4	46.4	45.2	46.6	46.6	49.7	51.1	51.2
Avg. Dist. to Rail [m]	3.2	1.5	1.4	2.0	1.5	1.0	2.8	1.0	0.9	1.5	1.6	2.7	5.8



[] Ranking at each section and finish
 -:-:- No data available at this section
 NA No data available

Horse/Jockey Name	Bluey/L M McKay
Finish Rank	8
Fastest Section Time (Section)	0:14.71 (400-200)
Top Speed [km/h] (Section)	50.2 (200-0)
Race State	Finished



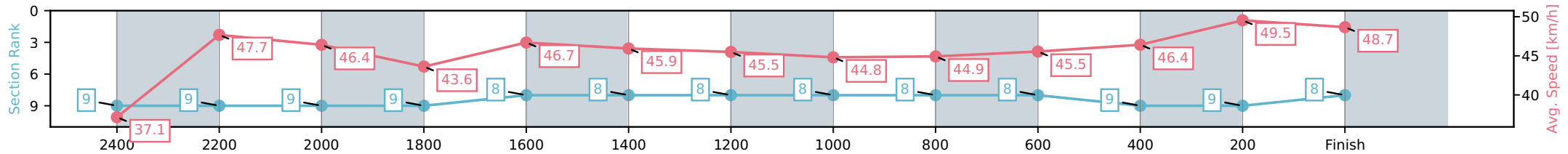
NZ Metropolitan Trotting Club Inc Harness
 Race 5: BOOK NOW FOR MID WINTER XMAS THIS JULY & AUGUST TROT - 2600m



29 April 2026 - 7:05PM

Weather: Cloudy

Section	L2600	L2400	L2200	L2000	L1800	L1600	L1400	L1200	L1000	L800	L600	L400	L200
Section Times	3:29.68 (0:20.66)	3:09.02 [9] (0:15.34)	2:53.67 [9] (0:15.73)	2:37.95 [9] (0:16.51)	2:21.44 [8] (0:15.72)	2:05.72 [8] (0:15.98)	1:49.73 [8] (0:15.82)	1:33.91 [8] (0:16.40)	1:17.50 [8] (0:16.30)	1:01.21 [8] (0:15.80)	0:45.40 [9] (0:15.87)	0:29.54 [9] (0:14.71)	0:14.82 [8] (0:14.82)
Average Speed [km/h]	37.1	47.7	46.4	43.6	46.7	45.9	45.5	44.8	44.9	45.5	46.4	49.5	48.7
Top Speed [km/h]	46.7	48.6	48.6	46.0	48.3	46.6	46.8	45.6	46.8	46.7	49.5	50.0	50.2
Avg. Dist. to Rail [m]	8.7	2.5	2.1	2.3	3.3	2.7	4.7	2.6	2.4	3.1	3.0	2.0	4.6



- [] Ranking at each section and finish
- :-:- No data available at this section
- NA No data available

Horse/Jockey Name	Noah Magnific/S J Thornley
Finish Rank	9
Fastest Section Time (Section)	0:14.64 (400-200)
Top Speed [km/h] (Section)	50.0 (400-200)
Race State	Finished



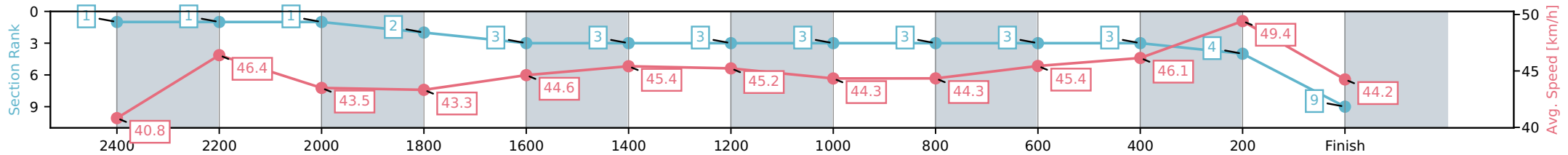
NZ Metropolitan Trotting Club Inc Harness
 Race 5: BOOK NOW FOR MID WINTER XMAS THIS JULY &
 AUGUST TROT - 2600m



29 April 2026 - 7:05PM

Weather: Cloudy

Section	L2600	L2400	L2200	L2000	L1800	L1600	L1400	L1200	L1000	L800	L600	L400	L200
Section Times	3:30.09 (0:17.74)	3:12.35 [1] (0:15.71)	2:56.64 [1] (0:16.72)	2:39.92 [2] (0:16.62)	2:23.30 [3] (0:16.26)	2:07.04 [3] (0:15.96)	1:51.08 [3] (0:15.92)	1:35.16 [3] (0:16.37)	1:18.80 [3] (0:16.32)	1:02.48 [3] (0:15.84)	0:46.64 [3] (0:15.69)	0:30.95 [4] (0:14.64)	0:16.31 [9] (0:16.31)
Average Speed [km/h]	40.8	46.4	43.5	43.3	44.6	45.4	45.2	44.3	44.3	45.4	46.1	49.4	44.2
Top Speed [km/h]	48.2	48.3	45.0	44.2	46.0	46.1	46.1	45.0	45.4	45.8	48.0	50.0	49.9
Avg. Dist. to Rail [m]	8.6	1.8	1.5	1.9	1.6	1.1	2.8	1.0	0.8	1.3	1.0	0.8	1.3



- [] Ranking at each section and finish
- :-:- No data available at this section
- NA No data available