



NZ Metropolitan Trotting Club Inc Harness

Race 6: CANTERBURY PLAINS CHALLENGE SERIES (HEAT 7) MOBILE PACE - 2600m

29 April 2026 - 7:30PM



Weather: Cloudy

Field Times	3:14.82	3:02.68	2:48.65	2:32.88	2:16.81	2:00.09	1:43.92	1:28.90
(Race Tempo)	(0:12.14)	(0:14.04)	(0:15.76)	(0:16.08)	(0:16.72)	(0:16.17)	(0:15.03)	(0:14.44)

Rank	TAB#	Horse	Overall Time	First 400m	Top Speed km/h (Section)	L2600	L2400	L2200	L2000	L1800	L1600	L1400	L1200
	(BAR#)	Driver	Margin (DT-W)	Last 600m	Fastest Section (Time)	Start - 2400	2400 - 2200	2200 - 2000	2000 - 1800	1800 - 1600	1600 - 1400	1400 - 1200	1200 - 1000
1	6	Lasa	3:14.82	0:26.18	57.2 (2600 - 2400)	3:14.82	3:02.68 [1]	2:48.65 [1]	2:32.88 [1]	2:16.80 [1]	2:00.09 [1]	1:43.92 [1]	1:28.90 [1]
	(6)	C J Dalgety		0:45.31	2600 - 2400 (0:12.14)	(0:12.14)	(0:14.04)	(0:15.76)	(0:16.08)	(0:16.72)	(0:16.17)	(0:15.03)	(0:14.44)
2	10	Hugo	3:14.84	0:27.39	53.8 (2600 - 2400)	3:14.84	3:01.61 [7]	2:47.46 [6]	2:31.85 [5]	2:15.80 [5]	1:59.12 [5]	1:42.97 [5]	1:28.02 [9]
	(10)	S J Thornley	0.1L (+22)	0:43.77	2600 - 2400 (0:13.23)	(0:13.23)	(0:14.16)	(0:15.60)	(0:16.05)	(0:16.69)	(0:16.14)	(0:14.95)	(0:14.65)
3	5	Cheeky Red	3:15.24	0:27.85	53.6 (1200-1000)	3:15.24	3:01.85 [8]	2:47.39 [8]	2:31.56 [9]	2:15.41 [9]	1:58.83 [9]	1:42.77 [10]	1:28.27 [10]
	(5)	T S Chmiel	2.4L (+33)	0:44.47	2600 - 2400 (0:13.39)	(0:13.39)	(0:14.46)	(0:15.83)	(0:16.15)	(0:16.58)	(0:16.06)	(0:14.50)	(0:14.30)
4	4	Betterwithbling	3:15.57	0:27.54	52.8 (2600 - 2400)	3:15.57	3:02.57 [6]	2:48.04 [7]	2:32.21 [7]	2:16.07 [8]	1:59.47 [8]	1:43.44 [7]	1:29.48 [2]
	(4)	T P Borcoskie	4.3L (+16)	0:45.71	2600 - 2400 (0:13.00)	(0:13.00)	(0:14.54)	(0:15.83)	(0:16.13)	(0:16.60)	(0:16.03)	(0:13.96)	(0:14.54)
5	2	Hes Santas Excuse	3:15.63	0:26.52	57.0 (2600 - 2400)	3:15.63	3:03.43 [2]	2:49.11 [2]	2:33.33 [2]	2:17.26 [2]	2:00.55 [2]	1:44.40 [2]	1:29.40 [3]
	(2)	R D Close	4.7L (-3)	0:45.76	2600 - 2400 (0:12.20)	(0:12.20)	(0:14.32)	(0:15.79)	(0:16.07)	(0:16.71)	(0:16.15)	(0:15.00)	(0:14.43)
6	3	Carrera Kahu	3:16.08	0:27.99	51.2 (2400-2200)	3:16.08	3:02.41 [9]	2:48.09 [9]	2:32.65 [8]	2:16.68 [7]	2:00.02 [7]	1:43.87 [8]	1:28.96 [11]
	(3)	S J Tomlinson	7.2L (+1)	0:45.30	2600 - 2400 (0:13.67)	(0:13.67)	(0:14.32)	(0:15.44)	(0:15.97)	(0:16.66)	(0:16.15)	(0:14.91)	(0:14.67)
7	1	Sidorova	3:16.50	0:26.98	54.4 (2600 - 2400)	3:16.50	3:03.72 [4]	2:49.52 [4]	2:33.87 [3]	2:17.78 [3]	2:01.08 [3]	1:44.94 [3]	1:29.96 [6]
	(1)	J C Morrison	9.6L (-1)	0:46.04	2600 - 2400 (0:12.78)	(0:12.78)	(0:14.20)	(0:15.65)	(0:16.09)	(0:16.69)	(0:16.14)	(0:14.98)	(0:14.47)
8	7	Sans Repos	3:16.78	0:28.49	53.6 (1200-1000)	3:16.78	3:02.88 [10]	2:48.29 [10]	2:32.72 [10]	2:16.59 [10]	2:00.01 [10]	1:44.35 [9]	1:30.49 [4]
	(7)	C J DeFilippi	11.2L (+23)	0:47.01	1400-1200 (0:13.86)	(0:13.90)	(0:14.59)	(0:15.58)	(0:16.13)	(0:16.58)	(0:15.66)	(0:13.86)	(0:14.40)
9	9	Motor Mouth	3:17.07	0:26.93	54.5 (2600 - 2400)	3:17.07	3:04.34 [3]	2:50.14 [3]	2:34.34 [4]	2:18.24 [4]	2:01.64 [4]	1:45.48 [4]	1:30.65 [5]
	(9)	A J Cameron	12.9L (+23)	0:46.76	2600 - 2400 (0:12.73)	(0:12.73)	(0:14.20)	(0:15.80)	(0:16.10)	(0:16.60)	(0:16.15)	(0:14.83)	(0:14.49)
10	11	Bautista	3:17.20	0:27.23	54.9 (2600 - 2400)	3:17.20	3:04.37 [5]	2:49.97 [5]	2:34.15 [6]	2:18.05 [6]	2:01.44 [6]	1:45.30 [6]	1:30.52 [8]
	(11)	K K Tomlinson	13.6L (+22)	0:46.59	2600 - 2400 (0:12.83)	(0:12.83)	(0:14.40)	(0:15.82)	(0:16.10)	(0:16.61)	(0:16.13)	(0:14.78)	(0:14.50)

Report Created: Wed 29 April 2026

(Note: Races are conducted over an approximate distance as close as possible to the advertised distance, and recorded data may vary accordingly. Official times refer to race times only and do not include handicap times.)

[] Position in running at each section and finish TAB# Saddle cloth number

-:--:-- No data available at this section

NA No data available

DNT Did not track

BAR# Barrier/Gate Position

DNF Did not finish

DT-W Distance travelled compared to winner in metres

[] Fastest split

[] Fastest section



NZ Metropolitan Trotting Club Inc Harness

Race 6: CANTERBURY PLAINS CHALLENGE SERIES (HEAT 7) MOBILE PACE - 2600m

29 April 2026 - 7:30PM

Weather: Cloudy



Field Times	3:14.82	3:02.68	2:48.65	2:32.88	2:16.81	2:00.09	1:43.92	1:28.90
(Race Tempo)	(0:12.14)	(0:14.04)	(0:15.76)	(0:16.08)	(0:16.72)	(0:16.17)	(0:15.03)	(0:14.44)

Rank	TAB#	Horse	Overall Time	First 400m	Top Speed km/h (Section)	L2600	L2400	L2200	L2000	L1800	L1600	L1400	L1200
	(BAR#)	Driver	Margin (DT-W)	Last 600m	Fastest Section (Time)	Start - 2400	2400 - 2200	2200 - 2000	2000 - 1800	1800 - 1600	1600 - 1400	1400 - 1200	1200 - 1000
11	8	The Highlander	3:20.17	0:28.88	53.5 (1200-1000)	3:20.17	3:06.20 [11]	2:51.29 [11]	2:35.78 [11]	2:19.63 [11]	2:03.03 [11]	1:47.42 [11]	1:33.53 [7]
	(8)	B N Orange	30.6L (+29)	0:49.64	1400-1200 (0:13.88)	(0:13.97)	(0:14.91)	(0:15.51)	(0:16.15)	(0:16.60)	(0:15.62)	(0:13.88)	(0:14.35)

Report Created: Wed 29 April 2026

(Note: Races are conducted over an approximate distance as close as possible to the advertised distance, and recorded data may vary accordingly. Official times refer to race times only and do not include handicap times.)

[] Position in running at each section and finish TAB# Saddle cloth number
 -:--:-- No data available at this section BAR# Barrier/Gate Position
 NA No data available DNF Did not finish
 DNT Did not track DT-W Distance travelled compared to winner in metres

Fastest split
 Fastest section



NZ Metropolitan Trotting Club Inc Harness

Race 6: CANTERBURY PLAINS CHALLENGE SERIES (HEAT 7) MOBILE PACE - 2600m

29 April 2026 - 7:30PM

Weather: Cloudy



Field Times	1:14.46	0:59.78	0:45.30	0:30.33	0:15.01
(Race Tempo)	(0:14.68)	(0:14.47)	(0:14.97)	(0:15.32)	(0:15.01)

Rank	TAB#	Horse	Overall Time	First 400m	Top Speed km/h (Section)	L1000	L800	L600	L400	L200			
	(BAR#)	Driver	Margin (DT-W)	Last 600m	Fastest Section (Time)	1000 - 800	800 - 600	600 - 400	400 - 200	200 - Finish			
1	6	Lasa	3:14.82	0:26.18	57.2 (2600 - 2400)	1:14.46 [1]	0:59.78 [1]	0:45.30 [1]	0:30.33 [1]	0:15.01 [1]			
	(6)	C J Dalgety		0:45.31	2600 - 2400 (0:12.14)	(0:14.68)	(0:14.47)	(0:14.98)	(0:15.32)	(0:15.01)			
2	10	Hugo	3:14.84	0:27.39	53.8 (2600 - 2400)	1:13.37 [10]	0:58.29 [11]	0:43.77 [11]	0:28.92 [7]	0:14.47 [3]			
	(10)	S J Thornley	0.1L (+22)	0:43.77	2600 - 2400 (0:13.23)	(0:15.08)	(0:14.52)	(0:14.86)	(0:14.44)	(0:14.47)			
3	5	Cheeky Red	3:15.24	0:27.85	53.6 (1200-1000)	1:13.97 [9]	0:58.99 [10]	0:44.48 [9]	0:29.41 [6]	0:14.58 [4]			
	(5)	T S Chmiel	2.4L (+33)	0:44.47	2600 - 2400 (0:13.39)	(0:14.98)	(0:14.51)	(0:15.06)	(0:14.83)	(0:14.58)			
4	4	Betterwithbling	3:15.57	0:27.54	52.8 (2600 - 2400)	1:14.94 [2]	1:00.16 [3]	0:45.71 [3]	0:30.36 [4]	0:14.90 [5]			
	(4)	T P Borcoskie	4.3L (+16)	0:45.71	2600 - 2400 (0:13.00)	(0:14.78)	(0:14.45)	(0:15.35)	(0:15.46)	(0:14.90)			
5	2	Hes Santas Excuse	3:15.63	0:26.52	57.0 (2600 - 2400)	1:14.97 [3]	1:00.27 [2]	0:45.76 [4]	0:30.75 [2]	0:15.32 [2]			
	(2)	R D Close	4.7L (-3)	0:45.76	2600 - 2400 (0:12.20)	(0:14.70)	(0:14.51)	(0:15.01)	(0:15.43)	(0:15.32)			
6	3	Carrera Kahu	3:16.08	0:27.99	51.2 (2400-2200)	1:14.29 [11]	0:59.85 [9]	0:45.30 [10]	0:29.81 [10]	0:14.75 [10]			
	(3)	S J Tomlinson	7.2L (+1)	0:45.30	2600 - 2400 (0:13.67)	(0:14.44)	(0:14.55)	(0:15.49)	(0:15.06)	(0:14.75)			
7	1	Sidorova	3:16.50	0:26.98	54.4 (2600 - 2400)	1:15.49 [7]	1:00.76 [6]	0:46.04 [6]	0:30.57 [8]	0:15.48 [7]			
	(1)	J C Morrison	9.6L (-1)	0:46.04	2600 - 2400 (0:12.78)	(0:14.73)	(0:14.72)	(0:15.47)	(0:15.09)	(0:15.48)			
8	7	Sans Repos	3:16.78	0:28.49	53.6 (1200-1000)	1:16.09 [4]	1:01.13 [4]	0:47.02 [2]	0:31.76 [3]	0:15.87 [6]			
	(7)	C J DeFilippi	11.2L (+23)	0:47.01	1400-1200 (0:13.86)	(0:14.96)	(0:14.12)	(0:15.26)	(0:15.88)	(0:15.87)			
9	9	Motor Mouth	3:17.07	0:26.93	54.5 (2600 - 2400)	1:16.16 [5]	1:01.35 [5]	0:46.76 [5]	0:31.30 [5]	0:15.86 [8]			
	(9)	A J Cameron	12.9L (+23)	0:46.76	2600 - 2400 (0:12.73)	(0:14.81)	(0:14.59)	(0:15.46)	(0:15.44)	(0:15.86)			
10	11	Bautista	3:17.20	0:27.23	54.9 (2600 - 2400)	1:16.02 [8]	1:01.21 [8]	0:46.59 [8]	0:31.14 [9]	0:15.94 [9]			
	(11)	K K Tomlinson	13.6L (+22)	0:46.59	2600 - 2400 (0:12.83)	(0:14.82)	(0:14.62)	(0:15.46)	(0:15.19)	(0:15.94)			

Report Created: Wed 29 April 2026

(Note: Races are conducted over an approximate distance as close as possible to the advertised distance, and recorded data may vary accordingly. Official times refer to race times only and do not include handicap times.)

[] Position in running at each section and finish TAB# Saddle cloth number

Fastest split

-:--:-- No data available at this section

BAR# Barrier/Gate Position

Fastest section

NA No data available

DNF Did not finish

DNT Did not track

DT-W Distance travelled compared to winner in metres



NZ Metropolitan Trotting Club Inc Harness

Race 6: CANTERBURY PLAINS CHALLENGE SERIES (HEAT 7) MOBILE PACE - 2600m

29 April 2026 - 7:30PM

Weather: Cloudy



Field Times	1:14.46	0:59.78	0:45.30	0:30.33	0:15.01
(Race Tempo)	(0:14.68)	(0:14.47)	(0:14.97)	(0:15.32)	(0:15.01)

Rank	TAB#	Horse	Overall Time	First 400m	Top Speed km/h (Section)	L1000	L800	L600	L400	L200			
	(BAR#)	Driver	Margin (DT-W)	Last 600m	Fastest Section (Time)	1000 - 800	800 - 600	600 - 400	400 - 200	200 - Finish			
11	8	The Highlander	3:20.17	0:28.88	53.5 (1200-1000)	1:19.19 [6]	1:04.20 [7]	0:49.65 [7]	0:33.83 [11]	0:17.82 [11]			
	(8)	B N Orange	30.6L (+29)	0:49.64	1400-1200 (0:13.88)	(0:14.99)	(0:14.55)	(0:15.82)	(0:16.00)	(0:17.82)			

Report Created: Wed 29 April 2026

(Note: Races are conducted over an approximate distance as close as possible to the advertised distance, and recorded data may vary accordingly. Official times refer to race times only and do not include handicap times.)

[] Position in running at each section and finish TAB# Saddle cloth number

Fastest split

:-:-- No data available at this section

BAR# Barrier/Gate Position

Fastest section

NA No data available

DNF Did not finish

DNT Did not track

DT-W Distance travelled compared to winner in metres

Horse/Jockey Name	Lasa/C J Dalgety
Finish Rank	1
Fastest Section Time (Section)	0:12.14 (2600 - 2400)
Top Speed [km/h] (Section)	57.2 (2600 - 2400)
Race State	Finished



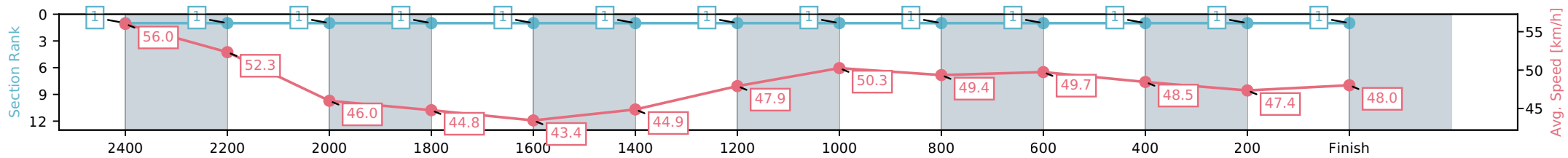
NZ Metropolitan Trotting Club Inc Harness
 Race 6: CANTERBURY PLAINS CHALLENGE SERIES (HEAT
 7) MOBILE PACE - 2600m



29 April 2026 - 7:30PM

Weather: Cloudy

Section	L2600	L2400	L2200	L2000	L1800	L1600	L1400	L1200	L1000	L800	L600	L400	L200
Section Times	3:14.82 (0:12.14)	3:02.68 [1] (0:14.04)	2:48.65 [1] (0:15.76)	2:32.88 [1] (0:16.08)	2:16.80 [1] (0:16.72)	2:00.09 [1] (0:16.17)	1:43.92 [1] (0:15.03)	1:28.90 [1] (0:14.44)	1:14.46 [1] (0:14.68)	0:59.78 [1] (0:14.47)	0:45.30 [1] (0:14.98)	0:30.33 [1] (0:15.32)	0:15.01 [1] (0:15.01)
Average Speed [km/h]	56.0	52.3	46.0	44.8	43.4	44.9	47.9	50.3	49.4	49.7	48.5	47.4	48.0
Top Speed [km/h]	57.2	56.5	48.3	45.2	44.0	46.0	50.5	51.2	50.4	50.1	50.1	47.9	48.6
Avg. Dist. to Rail [m]	9.8	2.7	1.0	1.1	1.4	1.2	2.5	1.0	0.9	1.2	1.2	1.5	3.9



[] Ranking at each section and finish
 -:-:- No data available at this section
 NA No data available

Horse/Jockey Name	Hugo/S J Thornley
Finish Rank	2
Fastest Section Time (Section)	0:13.23 (2600 - 2400)
Top Speed [km/h] (Section)	53.8 (2600 - 2400)
Race State	Finished



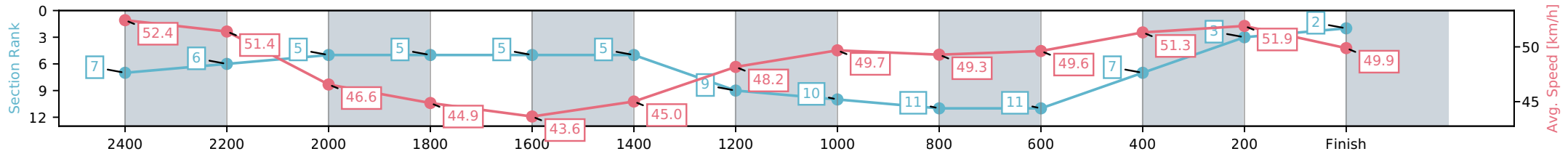
NZ Metropolitan Trotting Club Inc Harness
 Race 6: CANTERBURY PLAINS CHALLENGE SERIES (HEAT
 7) MOBILE PACE - 2600m



29 April 2026 - 7:30PM

Weather: Cloudy

Section	L2600	L2400	L2200	L2000	L1800	L1600	L1400	L1200	L1000	L800	L600	L400	L200
Section Times	3:14.84 (0:13.23)	3:01.61 [6] (0:14.16)	2:47.46 [5] (0:15.60)	2:31.85 [5] (0:16.05)	2:15.80 [5] (0:16.69)	1:59.12 [5] (0:16.14)	1:42.97 [9] (0:14.95)	1:28.02 [10] (0:14.65)	1:13.37 [11] (0:15.08)	0:58.29 [11] (0:14.52)	0:43.77 [7] (0:14.86)	0:28.92 [3] (0:14.44)	0:14.47 [2] (0:14.47)
Average Speed [km/h]	52.4	51.4	46.6	44.9	43.6	45.0	48.2	49.7	49.3	49.6	51.3	51.9	49.9
Top Speed [km/h]	53.8	53.5	50.4	45.5	44.6	46.3	50.4	50.9	50.7	50.2	52.2	53.6	51.2
Avg. Dist. to Rail [m]	4.1	1.7	1.2	1.4	1.8	1.4	2.7	1.4	3.8	5.4	7.8	6.1	7.7



- [] Ranking at each section and finish
- :-:- No data available at this section
- NA No data available

Horse/Jockey Name	Cheeky Red/T S Chmiel
Finish Rank	3
Fastest Section Time (Section)	0:13.39 (2600 - 2400)
Top Speed [km/h] (Section)	53.6 (1200-1000)
Race State	Finished



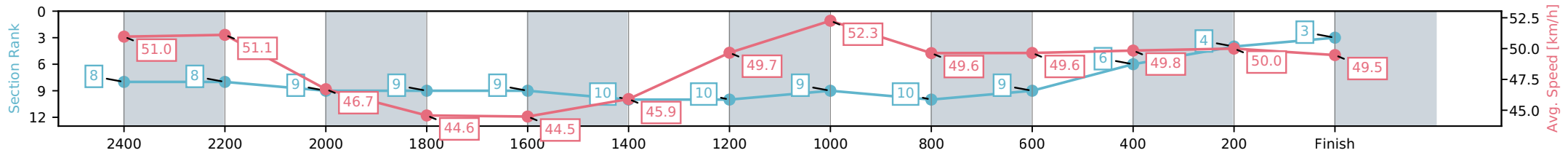
NZ Metropolitan Trotting Club Inc Harness
 Race 6: CANTERBURY PLAINS CHALLENGE SERIES (HEAT
 7) MOBILE PACE - 2600m



29 April 2026 - 7:30PM

Weather: Cloudy

Section	L2600	L2400	L2200	L2000	L1800	L1600	L1400	L1200	L1000	L800	L600	L400	L200
Section Times	3:15.24 (0:13.39)	3:01.85 [8] (0:14.46)	2:47.39 [9] (0:15.83)	2:31.56 [9] (0:16.15)	2:15.41 [9] (0:16.58)	1:58.83 [10] (0:16.06)	1:42.77 [10] (0:14.50)	1:28.27 [9] (0:14.30)	1:13.97 [10] (0:14.98)	0:58.99 [9] (0:14.51)	0:44.48 [6] (0:15.06)	0:29.41 [4] (0:14.83)	0:14.58 [3] (0:14.58)
Average Speed [km/h]	51.0	51.1	46.7	44.6	44.5	45.9	49.7	52.3	49.6	49.6	49.8	50.0	49.5
Top Speed [km/h]	51.6	51.8	50.4	45.3	45.4	48.2	52.2	53.6	51.3	50.2	50.2	50.4	50.5
Avg. Dist. to Rail [m]	8.8	3.5	3.4	2.9	3.6	3.2	4.8	4.5	4.3	4.8	5.8	4.6	7.8



- [] Ranking at each section and finish
- :-:- No data available at this section
- NA No data available

Horse/Jockey Name	Betterwithbling/T P Borcoskie
Finish Rank	4
Fastest Section Time (Section)	0:13.00 (2600 - 2400)
Top Speed [km/h] (Section)	52.8 (2600 - 2400)
Race State	Finished



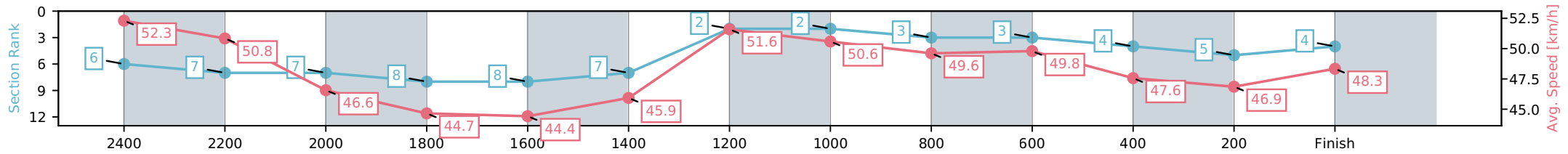
NZ Metropolitan Trotting Club Inc Harness
 Race 6: CANTERBURY PLAINS CHALLENGE SERIES (HEAT
 7) MOBILE PACE - 2600m



29 April 2026 - 7:30PM

Weather: Cloudy

Section	L2600	L2400	L2200	L2000	L1800	L1600	L1400	L1200	L1000	L800	L600	L400	L200
Section Times	3:15.57 (0:13.00)	3:02.57 [7] (0:14.54)	2:48.04 [7] (0:15.83)	2:32.21 [8] (0:16.13)	2:16.07 [8] (0:16.60)	1:59.47 [7] (0:16.03)	1:43.44 [2] (0:13.96)	1:29.48 [2] (0:14.54)	1:14.94 [3] (0:14.78)	1:00.16 [3] (0:14.45)	0:45.71 [4] (0:15.35)	0:30.36 [5] (0:15.46)	0:14.90 [4] (0:14.90)
Average Speed [km/h]	52.3	50.8	46.6	44.7	44.4	45.9	51.6	50.6	49.6	49.8	47.6	46.9	48.3
Top Speed [km/h]	52.8	51.5	50.0	45.3	45.1	49.2	52.2	51.4	50.5	50.2	49.0	48.0	50.2
Avg. Dist. to Rail [m]	7.7	3.4	3.1	3.2	3.6	3.2	5.9	2.7	2.5	3.0	2.2	1.4	3.0



- [] Ranking at each section and finish
- :-:- No data available at this section
- NA No data available

Horse/Jockey Name	Hes Santas Excuse/R D Close
Finish Rank	5
Fastest Section Time (Section)	0:12.20 (2600 - 2400)
Top Speed [km/h] (Section)	57.0 (2600 - 2400)
Race State	Finished



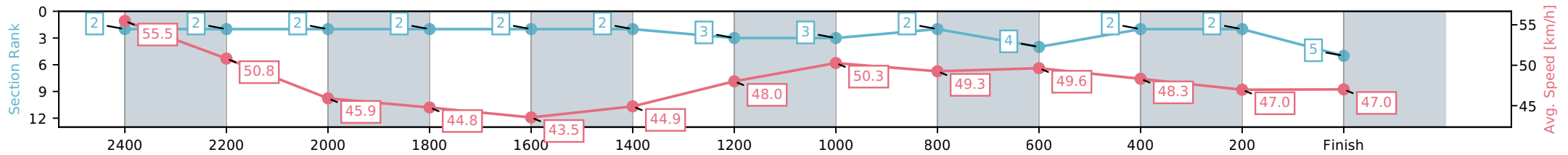
NZ Metropolitan Trotting Club Inc Harness
 Race 6: CANTERBURY PLAINS CHALLENGE SERIES (HEAT
 7) MOBILE PACE - 2600m



29 April 2026 - 7:30PM

Weather: Cloudy

Section	L2600	L2400	L2200	L2000	L1800	L1600	L1400	L1200	L1000	L800	L600	L400	L200
Section Times	3:15.63 (0:12.20)	3:03.43 [2] (0:14.32)	2:49.11 [2] (0:15.79)	2:33.33 [2] (0:16.07)	2:17.26 [2] (0:16.71)	2:00.55 [2] (0:16.15)	1:44.40 [3] (0:15.00)	1:29.40 [3] (0:14.43)	1:14.97 [2] (0:14.70)	1:00.27 [4] (0:14.51)	0:45.76 [2] (0:15.01)	0:30.75 [2] (0:15.43)	0:15.32 [5] (0:15.32)
Average Speed [km/h]	55.5	50.8	45.9	44.8	43.5	44.9	48.0	50.3	49.3	49.6	48.3	47.0	47.0
Top Speed [km/h]	57.0	55.3	48.4	45.2	44.1	46.1	50.7	51.3	50.3	49.9	49.5	47.6	48.3
Avg. Dist. to Rail [m]	5.2	1.4	1.0	1.3	1.6	1.2	2.5	1.0	0.9	1.4	1.3	1.6	5.1



- [] Ranking at each section and finish
- :-:- No data available at this section
- NA No data available

Horse/Jockey Name	Carrera Kahu/S J Tomlinson
Finish Rank	6
Fastest Section Time (Section)	0:13.67 (2600 - 2400)
Top Speed [km/h] (Section)	51.2 (2400-2200)
Race State	Finished



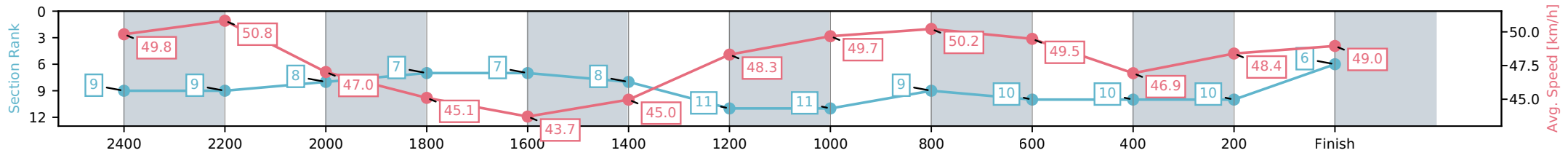
NZ Metropolitan Trotting Club Inc Harness
 Race 6: CANTERBURY PLAINS CHALLENGE SERIES (HEAT
 7) MOBILE PACE - 2600m



29 April 2026 - 7:30PM

Weather: Cloudy

Section	L2600	L2400	L2200	L2000	L1800	L1600	L1400	L1200	L1000	L800	L600	L400	L200
Section Times	3:16.08 (0:13.67)	3:02.41 [9] (0:14.32)	2:48.09 [8] (0:15.44)	2:32.65 [7] (0:15.97)	2:16.68 [7] (0:16.66)	2:00.02 [8] (0:16.15)	1:43.87 [11] (0:14.91)	1:28.96 [11] (0:14.67)	1:14.29 [9] (0:14.44)	0:59.85 [10] (0:14.55)	0:45.30 [10] (0:15.49)	0:29.81 [10] (0:15.06)	0:14.75 [6] (0:14.75)
Average Speed [km/h]	49.8	50.8	47.0	45.1	43.7	45.0	48.3	49.7	50.2	49.5	46.9	48.4	49.0
Top Speed [km/h]	51.1	51.2	50.8	45.8	44.7	46.4	50.5	51.1	51.1	50.2	47.4	49.0	49.7
Avg. Dist. to Rail [m]	6.7	1.6	1.2	1.3	1.7	1.3	2.7	1.6	1.0	1.1	1.4	1.6	2.8



- [] Ranking at each section and finish
- :-:- No data available at this section
- NA No data available

Horse/Jockey Name	Sidorova/J C Morrison
Finish Rank	7
Fastest Section Time (Section)	0:12.78 (2600 - 2400)
Top Speed [km/h] (Section)	54.4 (2600 - 2400)
Race State	Finished



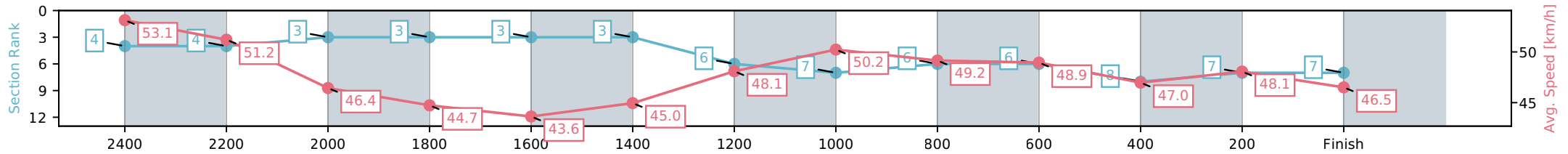
NZ Metropolitan Trotting Club Inc Harness
 Race 6: CANTERBURY PLAINS CHALLENGE SERIES (HEAT
 7) MOBILE PACE - 2600m



29 April 2026 - 7:30PM

Weather: Cloudy

Section	L2600	L2400	L2200	L2000	L1800	L1600	L1400	L1200	L1000	L800	L600	L400	L200
Section Times	3:16.50 (0:12.78)	3:03.72 [4] (0:14.20)	2:49.52 [3] (0:15.65)	2:33.87 [3] (0:16.09)	2:17.78 [3] (0:16.69)	2:01.08 [3] (0:16.14)	1:44.94 [6] (0:14.98)	1:29.96 [7] (0:14.47)	1:15.49 [6] (0:14.73)	1:00.76 [6] (0:14.72)	0:46.04 [8] (0:15.47)	0:30.57 [7] (0:15.09)	0:15.48 [7] (0:15.48)
Average Speed [km/h]	53.1	51.2	46.4	44.7	43.6	45.0	48.1	50.2	49.2	48.9	47.0	48.1	46.5
Top Speed [km/h]	54.4	53.9	49.5	45.3	44.5	46.1	50.4	51.0	50.3	49.5	47.5	48.5	48.5
Avg. Dist. to Rail [m]	2.8	1.4	1.1	1.2	1.8	1.3	2.5	1.2	0.8	0.9	1.3	1.2	0.9



- [] Ranking at each section and finish
- :-:- No data available at this section
- NA No data available

Horse/Jockey Name	Sans Repos/C J DeFilippi
Finish Rank	8
Fastest Section Time (Section)	0:13.86 (1400-1200)
Top Speed [km/h] (Section)	53.6 (1200-1000)
Race State	Finished



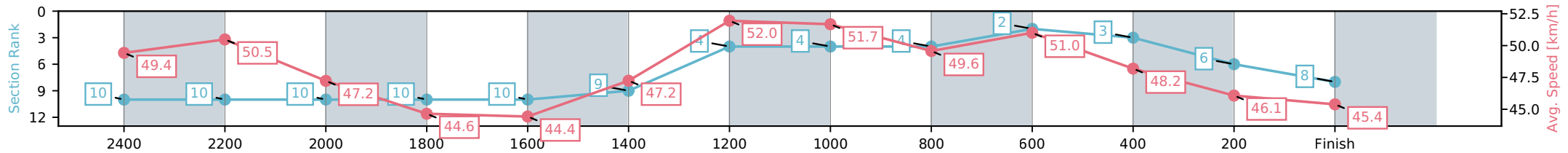
NZ Metropolitan Trotting Club Inc Harness
 Race 6: CANTERBURY PLAINS CHALLENGE SERIES (HEAT
 7) MOBILE PACE - 2600m



29 April 2026 - 7:30PM

Weather: Cloudy

Section	L2600	L2400	L2200	L2000	L1800	L1600	L1400	L1200	L1000	L800	L600	L400	L200
Section Times	3:16.78 (0:13.90)	3:02.88 [10] (0:14.59)	2:48.29 [10] (0:15.58)	2:32.72 [10] (0:16.13)	2:16.59 [10] (0:16.58)	2:00.01 [9] (0:15.66)	1:44.35 [4] (0:13.86)	1:30.49 [4] (0:14.40)	1:16.09 [4] (0:14.96)	1:01.13 [2] (0:14.12)	0:47.02 [3] (0:15.26)	0:31.76 [6] (0:15.88)	0:15.87 [8] (0:15.87)
Average Speed [km/h]	49.4	50.5	47.2	44.6	44.4	47.2	52.0	51.7	49.6	51.0	48.2	46.1	45.4
Top Speed [km/h]	50.8	52.1	52.3	46.0	45.4	50.7	53.5	53.6	51.4	51.8	50.6	47.0	46.3
Avg. Dist. to Rail [m]	10.5	3.2	2.9	3.0	3.5	3.9	6.4	4.1	3.9	4.6	3.2	3.0	5.6



- [] Ranking at each section and finish
- :-:- No data available at this section
- NA No data available

Horse/Jockey Name	Motor Mouth/A J Cameron
Finish Rank	9
Fastest Section Time (Section)	0:12.73 (2600 - 2400)
Top Speed [km/h] (Section)	54.5 (2600 - 2400)
Race State	Finished



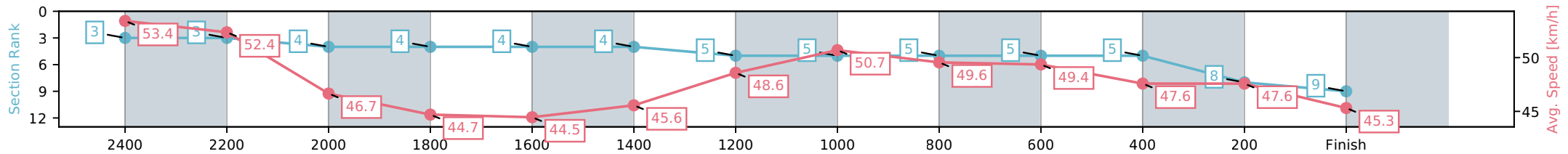
NZ Metropolitan Trotting Club Inc Harness
 Race 6: CANTERBURY PLAINS CHALLENGE SERIES (HEAT
 7) MOBILE PACE - 2600m



29 April 2026 - 7:30PM

Weather: Cloudy

Section	L2600	L2400	L2200	L2000	L1800	L1600	L1400	L1200	L1000	L800	L600	L400	L200
Section Times	3:17.07 (0:12.73)	3:04.34 [3] (0:14.20)	2:50.14 [4] (0:15.80)	2:34.34 [4] (0:16.10)	2:18.24 [4] (0:16.60)	2:01.64 [4] (0:16.15)	1:45.48 [5] (0:14.83)	1:30.65 [5] (0:14.49)	1:16.16 [5] (0:14.81)	1:01.35 [5] (0:14.59)	0:46.76 [5] (0:15.46)	0:31.30 [8] (0:15.44)	0:15.86 [9] (0:15.86)
Average Speed [km/h]	53.4	52.4	46.7	44.7	44.5	45.6	48.6	50.7	49.6	49.4	47.6	47.6	45.3
Top Speed [km/h]	54.5	54.4	49.4	45.1	45.1	46.2	51.1	51.6	50.5	49.8	48.4	48.2	47.1
Avg. Dist. to Rail [m]	13.2	4.2	3.1	3.1	3.7	3.0	4.5	2.7	2.5	3.0	3.0	3.6	8.4



- [] Ranking at each section and finish
- :-:- No data available at this section
- NA No data available

Horse/Jockey Name	Bautista/K K Tomlinson
Finish Rank	10
Fastest Section Time (Section)	0:12.83 (2600 - 2400)
Top Speed [km/h] (Section)	54.9 (2600 - 2400)
Race State	Finished



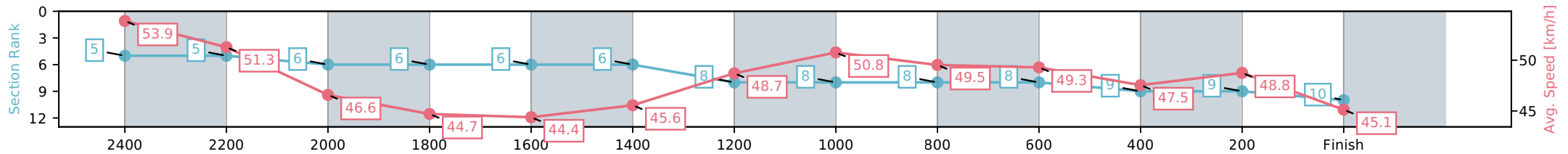
NZ Metropolitan Trotting Club Inc Harness
 Race 6: CANTERBURY PLAINS CHALLENGE SERIES (HEAT
 7) MOBILE PACE - 2600m



29 April 2026 - 7:30PM

Weather: Cloudy

Section	L2600	L2400	L2200	L2000	L1800	L1600	L1400	L1200	L1000	L800	L600	L400	L200
Section Times	3:17.20 (0:12.83)	3:04.37 [5] (0:14.40)	2:49.97 [6] (0:15.82)	2:34.15 [6] (0:16.10)	2:18.05 [6] (0:16.61)	2:01.44 [6] (0:16.13)	1:45.30 [8] (0:14.78)	1:30.52 [8] (0:14.50)	1:16.02 [8] (0:14.82)	1:01.21 [8] (0:14.62)	0:46.59 [9] (0:15.46)	0:31.14 [9] (0:15.19)	0:15.94 [10] (0:15.94)
Average Speed [km/h]	53.9	51.3	46.6	44.7	44.4	45.6	48.7	50.8	49.5	49.3	47.5	48.8	45.1
Top Speed [km/h]	54.9	53.9	49.6	45.4	45.1	46.5	51.1	51.5	50.1	50.0	48.3	49.3	48.3
Avg. Dist. to Rail [m]	5.2	3.2	3.0	2.9	3.5	2.9	4.5	2.8	2.5	2.9	3.0	4.7	10.4



- [] Ranking at each section and finish
- :-:- No data available at this section
- NA No data available

Horse/Jockey Name	The Highlander/B N Orange
Finish Rank	11
Fastest Section Time (Section)	0:13.88 (1400-1200)
Top Speed [km/h] (Section)	53.5 (1200-1000)
Race State	Finished



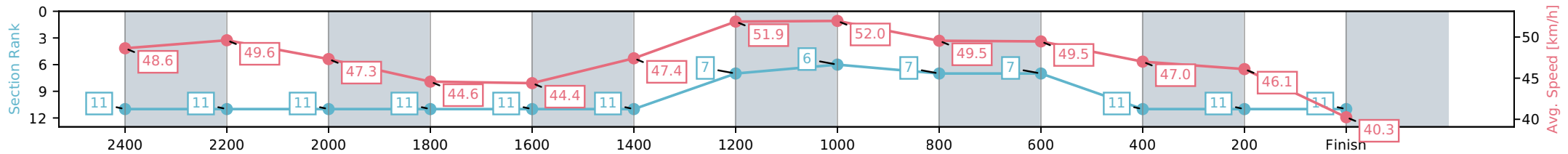
NZ Metropolitan Trotting Club Inc Harness
 Race 6: CANTERBURY PLAINS CHALLENGE SERIES (HEAT
 7) MOBILE PACE - 2600m



29 April 2026 - 7:30PM

Weather: Cloudy

Section	L2600	L2400	L2200	L2000	L1800	L1600	L1400	L1200	L1000	L800	L600	L400	L200
Section Times	3:20.17 (0:13.97)	3:06.20 [11] (0:14.91)	2:51.29 [11] (0:15.51)	2:35.78 [11] (0:16.15)	2:19.63 [11] (0:16.60)	2:03.03 [11] (0:15.62)	1:47.42 [7] (0:13.88)	1:33.53 [6] (0:14.35)	1:19.19 [7] (0:14.99)	1:04.20 [7] (0:14.55)	0:49.65 [11] (0:15.82)	0:33.83 [11] (0:16.00)	0:17.82 [11] (0:17.82)
Average Speed [km/h]	48.6	49.6	47.3	44.6	44.4	47.4	51.9	52.0	49.5	49.5	47.0	46.1	40.3
Top Speed [km/h]	50.3	50.9	51.4	46.4	45.0	50.8	53.4	53.5	51.3	49.8	48.5	47.4	44.3
Avg. Dist. to Rail [m]	13.3	4.0	2.5	3.3	3.5	4.0	6.7	4.4	4.0	4.9	4.6	3.2	4.2



- [] Ranking at each section and finish
- :-:- No data available at this section
- NA No data available