



NZ Metropolitan Trotting Club Inc Harness

Race 7: SYNCROFLEX SUPERIOR EQUINE & CANINE SUPPLEMENTS MOBILE PACE - 1980m

29 April 2026 - 8:05PM

Weather: Cloudy



Field Times	2:26.57	2:15.27	2:00.54	1:45.40	1:30.56	1:15.10	0:59.66	0:44.33
(Race Tempo)	(0:11.30)	(0:14.73)	(0:15.14)	(0:14.84)	(0:15.46)	(0:15.44)	(0:15.33)	(0:15.77)

Rank	TAB#	Horse	Overall Time	First 400m	Top Speed km/h (Section)	L1980	L1800	L1600	L1400	L1200	L1000	L800	L600
	(BAR#)	Driver	Margin (DT-W)	Last 600m	Fastest Section (Time)	Start - 1800	1800 - 1600	1600 - 1400	1400 - 1200	1200 - 1000	1000 - 800	800 - 600	600 - 400
1	3	Flo Motion	2:26.57	0:27.71	55.5 (1980 - 1800)	2:26.57	2:15.05 [2]	2:00.37 [2]	1:45.05 [2]	1:30.22 [3]	1:14.80 [3]	0:59.34 [2]	0:44.03 [2]
	(3)	S J Thornley		0:44.03	200-0 (0:13.98)	(0:11.52)	(0:14.68)	(0:15.32)	(0:14.83)	(0:15.43)	(0:15.45)	(0:15.32)	(0:15.78)
2	5	Carrera Tranquilo	2:26.59	0:27.53	56.8 (1980 - 1800)	2:26.59	2:15.29 [1]	2:00.56 [1]	1:45.42 [1]	1:30.58 [1]	1:15.12 [1]	0:59.68 [1]	0:44.35 [1]
	(5)	R T May	0.1L (+0)	0:44.34	200-0 (0:14.28)	(0:11.30)	(0:14.73)	(0:15.14)	(0:14.84)	(0:15.46)	(0:15.44)	(0:15.33)	(0:15.76)
3	4	Doctor Tim	2:27.07	0:29.08	53.0 (200-0)	2:27.07	2:14.64 [5]	1:59.89 [6]	1:44.75 [6]	1:30.16 [5]	1:14.71 [6]	0:59.19 [6]	0:43.90 [6]
	(4)	W J House	2.8L (+22)	0:43.90	200-0 (0:14.09)	(0:12.43)	(0:14.75)	(0:15.13)	(0:14.60)	(0:15.44)	(0:15.53)	(0:15.29)	(0:15.56)
4	6	Louis	2:27.08	0:29.34	53.3 (400-200)	2:27.08	2:14.55 [7]	1:59.52 [7]	1:44.50 [7]	1:29.86 [7]	1:14.40 [8]	0:58.83 [8]	0:43.48 [8]
	(6)	R D Close	2.9L (+17)	0:43.47	200-0 (0:13.91)	(0:12.53)	(0:15.03)	(0:15.03)	(0:14.64)	(0:15.46)	(0:15.57)	(0:15.35)	(0:15.38)
5	7	Sofia Rose	2:27.31	0:28.08	52.6 (1980 - 1800)	2:27.31	2:15.32 [3]	2:00.75 [3]	1:45.49 [3]	1:30.76 [4]	1:15.30 [4]	0:59.77 [4]	0:44.47 [4]
	(7)	H V Douglas	4.2L (+17)	0:44.47	400-200 (0:14.25)	(0:11.99)	(0:14.56)	(0:15.26)	(0:14.73)	(0:15.45)	(0:15.54)	(0:15.30)	(0:15.55)
6	8	Art Jordan	2:28.17	0:29.77	52.5 (200-0)	2:28.17	2:15.51 [8]	2:00.26 [8]	1:45.15 [8]	1:30.82 [8]	1:15.67 [7]	1:00.15 [7]	0:44.87 [7]
	(8)	A G Russell	9.2L (+13)	0:44.87	200-0 (0:14.28)	(0:12.66)	(0:15.25)	(0:15.11)	(0:14.33)	(0:15.15)	(0:15.52)	(0:15.28)	(0:15.60)
7	1	Big Gee	2:31.17	0:28.58	51.7 (1980 - 1800)	2:31.17	2:18.73 [6]	2:04.36 [4]	1:49.16 [5]	1:34.19 [6]	1:19.11 [5]	1:03.49 [5]	0:48.17 [5]
	(1)	S D Iremonger	26.3L (-6)	0:48.18	1800-1600 (0:14.38)	(0:12.44)	(0:14.38)	(0:15.20)	(0:14.96)	(0:15.08)	(0:15.61)	(0:15.32)	(0:15.61)
8	2	Magical Max	2:31.42	0:28.72	53.2 (1980 - 1800)	2:31.42	2:19.36 [4]	2:04.61 [5]	1:49.51 [4]	1:35.16 [2]	1:19.71 [2]	1:04.17 [3]	0:48.88 [3]
	(2)	B N Orange	27.7L (+16)	0:48.87	1400-1200 (0:14.36)	(0:12.06)	(0:14.76)	(0:15.09)	(0:14.36)	(0:15.45)	(0:15.54)	(0:15.29)	(0:16.04)

Report Created: Wed 29 April 2026

(Note: Races are conducted over an approximate distance as close as possible to the advertised distance, and recorded data may vary accordingly. Official times refer to race times only and do not include handicap times.)

[] Position in running at each section and finish TAB# Saddle cloth number

[] Fastest split

-:--:-- No data available at this section

BAR# Barrier/Gate Position

■ Fastest section

NA No data available

DNF Did not finish

DNT Did not track

DT-W Distance travelled compared to winner in metres



NZ Metropolitan Trotting Club Inc Harness

Race 7: SYNCROFLEX SUPERIOR EQUINE & CANINE SUPPLEMENTS MOBILE PACE - 1980m

29 April 2026 - 8:05PM

Weather: Cloudy



Field Times 0:28.56 0:14.26
(Race Tempo) (0:14.30) (0:14.26)

Rank	TAB#	Horse	Overall Time	First 400m	Top Speed km/h (Section)	L400	L200						
	(BAR#)	Driver	Margin (DT-W)	Last 600m	Fastest Section (Time)	400 - 200	200 - Finish						
1	3	Flo Motion	2:26.57	0:27.71	55.5 (1980 - 1800)	0:28.24 [2]	0:13.98 [2]						
	(3)	S J Thornley		0:44.03	200-0 (0:13.98)	(0:14.27)	(0:13.98)						
2	5	Carrera Tranquilo	2:26.59	0:27.53	56.8 (1980 - 1800)	0:28.58 [1]	0:14.28 [1]						
	(5)	R T May	0.1L (+0)	0:44.34	200-0 (0:14.28)	(0:14.30)	(0:14.28)						
3	4	Doctor Tim	2:27.07	0:29.08	53.0 (200-0)	0:28.34 [6]	0:14.09 [4]						
	(4)	W J House	2.8L (+22)	0:43.90	200-0 (0:14.09)	(0:14.25)	(0:14.09)						
4	6	Louis	2:27.08	0:29.34	53.3 (400-200)	0:28.09 [8]	0:13.91 [5]						
	(6)	R D Close	2.9L (+17)	0:43.47	200-0 (0:13.91)	(0:14.18)	(0:13.91)						
5	7	Sofia Rose	2:27.31	0:28.08	52.6 (1980 - 1800)	0:28.92 [3]	0:14.67 [3]						
	(7)	H V Douglas	4.2L (+17)	0:44.47	400-200 (0:14.25)	(0:14.25)	(0:14.67)						
6	8	Art Jordan	2:28.17	0:29.77	52.5 (200-0)	0:29.26 [7]	0:14.28 [6]						
	(8)	A G Russell	9.2L (+13)	0:44.87	200-0 (0:14.28)	(0:14.99)	(0:14.28)						
7	1	Big Gee	2:31.17	0:28.58	51.7 (1980 - 1800)	0:32.56 [5]	0:16.96 [7]						
	(1)	S D Iremonger	26.3L (-6)	0:48.18	1800-1600 (0:14.38)	(0:15.61)	(0:16.96)						
8	2	Magical Max	2:31.42	0:28.72	53.2 (1980 - 1800)	0:32.83 [4]	0:16.63 [8]						
	(2)	B N Orange	27.7L (+16)	0:48.87	1400-1200 (0:14.36)	(0:16.20)	(0:16.63)						

Report Created: Wed 29 April 2026

(Note: Races are conducted over an approximate distance as close as possible to the advertised distance, and recorded data may vary accordingly. Official times refer to race times only and do not include handicap times.)

[] Position in running at each section and finish TAB# Saddle cloth number

-:--:- No data available at this section

NA No data available

DNT Did not track

BAR# Barrier/Gate Position

DNF Did not finish

DT-W Distance travelled compared to winner in metres

Fastest split

Fastest section

Horse/Jockey Name	Flo Motion/S J Thornley
Finish Rank	1
Fastest Section Time (Section)	0:13.98 (200-0)
Top Speed [km/h] (Section)	55.5 (1980 - 1800)
Race State	Finished



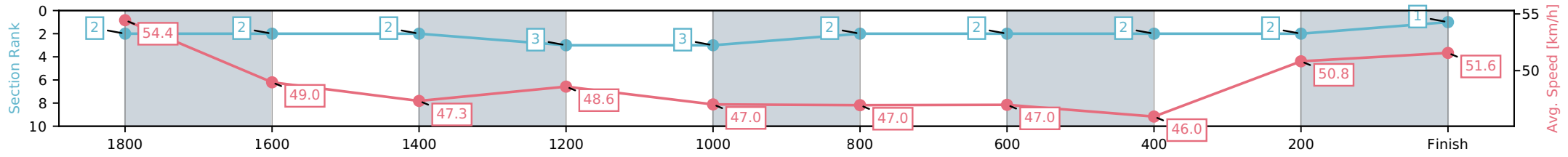
NZ Metropolitan Trotting Club Inc Harness
 Race 7: SYNCROFLEX SUPERIOR EQUINE & CANINE
 SUPPLEMENTS MOBILE PACE - 1980m



29 April 2026 - 8:05PM

Weather: Cloudy

Section	L1980	L1800	L1600	L1400	L1200	L1000	L800	L600	L400	L200
Section Times	2:26.57 (0:11.52)	2:15.05 [2] (0:14.68)	2:00.37 [2] (0:15.32)	1:45.05 [3] (0:14.83)	1:30.22 [3] (0:15.43)	1:14.80 [2] (0:15.45)	0:59.34 [2] (0:15.32)	0:44.03 [2] (0:15.78)	0:28.24 [2] (0:14.27)	0:13.98 [1] (0:13.98)
Average Speed [km/h]	54.4	49.0	47.3	48.6	47.0	47.0	47.0	46.0	50.8	51.6
Top Speed [km/h]	55.5	52.2	48.5	51.0	48.9	47.6	47.8	47.1	52.5	52.8
Avg. Dist. to Rail [m]	3.1	0.7	1.2	3.2	1.1	1.2	2.3	1.3	1.1	2.0



[] Ranking at each section and finish
 -:-:- No data available at this section
 NA No data available

Horse/Jockey Name	Carrera Tranquilo/R T May
Finish Rank	2
Fastest Section Time (Section)	0:14.28 (200-0)
Top Speed [km/h] (Section)	56.8 (1980 - 1800)
Race State	Finished



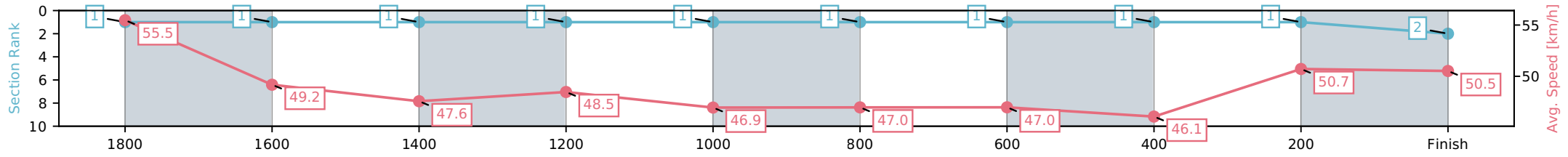
NZ Metropolitan Trotting Club Inc Harness
 Race 7: SYNCROFLEX SUPERIOR EQUINE & CANINE
 SUPPLEMENTS MOBILE PACE - 1980m



29 April 2026 - 8:05PM

Weather: Cloudy

Section	L1980	L1800	L1600	L1400	L1200	L1000	L800	L600	L400	L200
Section Times	2:26.59 (0:11.30)	2:15.29 [1] (0:14.73)	2:00.56 [1] (0:15.14)	1:45.42 [1] (0:14.84)	1:30.58 [1] (0:15.46)	1:15.12 [1] (0:15.44)	0:59.68 [1] (0:15.33)	0:44.35 [1] (0:15.76)	0:28.58 [1] (0:14.30)	0:14.28 [2] (0:14.28)
Average Speed [km/h]	55.5	49.2	47.6	48.5	46.9	47.0	47.0	46.1	50.7	50.5
Top Speed [km/h]	56.8	53.1	48.4	50.8	49.2	47.6	48.0	47.0	51.8	51.7
Avg. Dist. to Rail [m]	6.8	1.6	0.3	2.3	1.0	1.3	2.1	1.4	1.3	3.3



[] Ranking at each section and finish
 -:-:- No data available at this section
 NA No data available

Horse/Jockey Name	Doctor Tim/W J House
Finish Rank	3
Fastest Section Time (Section)	0:14.09 (200-0)
Top Speed [km/h] (Section)	53.0 (200-0)
Race State	Finished



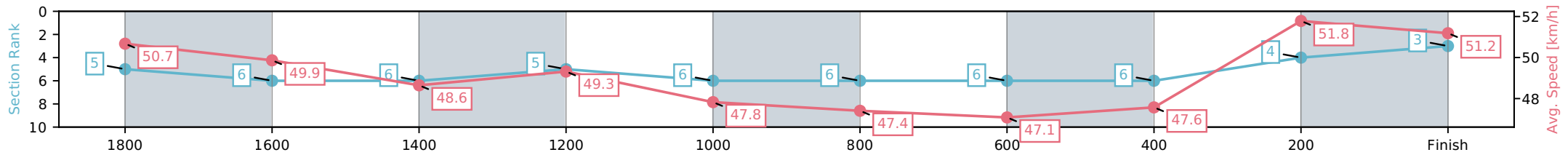
NZ Metropolitan Trotting Club Inc Harness
 Race 7: SYNCROFLEX SUPERIOR EQUINE & CANINE
 SUPPLEMENTS MOBILE PACE - 1980m



29 April 2026 - 8:05PM

Weather: Cloudy

Section	L1980	L1800	L1600	L1400	L1200	L1000	L800	L600	L400	L200
Section Times	2:27.07 (0:12.43)	2:14.64 [6] (0:14.75)	1:59.89 [6] (0:15.13)	1:44.75 [5] (0:14.60)	1:30.16 [6] (0:15.44)	1:14.71 [6] (0:15.53)	0:59.19 [6] (0:15.29)	0:43.90 [6] (0:15.56)	0:28.34 [4] (0:14.25)	0:14.09 [3] (0:14.09)
Average Speed [km/h]	50.7	49.9	48.6	49.3	47.8	47.4	47.1	47.6	51.8	51.2
Top Speed [km/h]	51.5	51.3	49.2	50.2	49.9	47.8	48.0	50.8	52.6	53.0
Avg. Dist. to Rail [m]	5.4	3.5	3.1	5.2	3.1	3.2	4.1	3.9	3.8	7.6



- [] Ranking at each section and finish
- :-:- No data available at this section
- NA No data available

Horse/Jockey Name	Louis/R D Close
Finish Rank	4
Fastest Section Time (Section)	0:13.91 (200-0)
Top Speed [km/h] (Section)	53.3 (400-200)
Race State	Finished



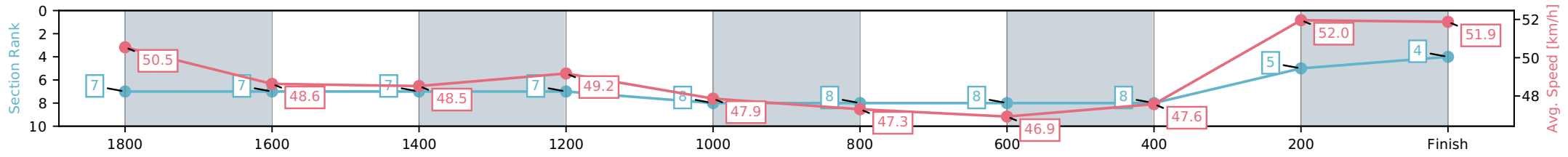
NZ Metropolitan Trotting Club Inc Harness
 Race 7: SYNCROFLEX SUPERIOR EQUINE & CANINE
 SUPPLEMENTS MOBILE PACE - 1980m



29 April 2026 - 8:05PM

Weather: Cloudy

Section	L1980	L1800	L1600	L1400	L1200	L1000	L800	L600	L400	L200
Section Times	2:27.08 (0:12.53)	2:14.55 [7] (0:15.03)	1:59.52 [7] (0:15.03)	1:44.50 [7] (0:14.64)	1:29.86 [8] (0:15.46)	1:14.40 [8] (0:15.57)	0:58.83 [8] (0:15.35)	0:43.48 [8] (0:15.38)	0:28.09 [5] (0:14.18)	0:13.91 [4] (0:13.91)
Average Speed [km/h]	50.5	48.6	48.5	49.2	47.9	47.3	46.9	47.6	52.0	51.9
Top Speed [km/h]	52.3	50.3	49.5	50.7	50.6	48.5	48.3	50.6	53.3	53.2
Avg. Dist. to Rail [m]	8.0	3.2	2.1	5.7	3.4	3.4	3.4	2.6	3.9	8.5



[] Ranking at each section and finish
 -:-:- No data available at this section
 NA No data available

Horse/Jockey Name	Sofia Rose/H V Douglas
Finish Rank	5
Fastest Section Time (Section)	0:14.25 (400-200)
Top Speed [km/h] (Section)	52.6 (1980 - 1800)
Race State	Finished



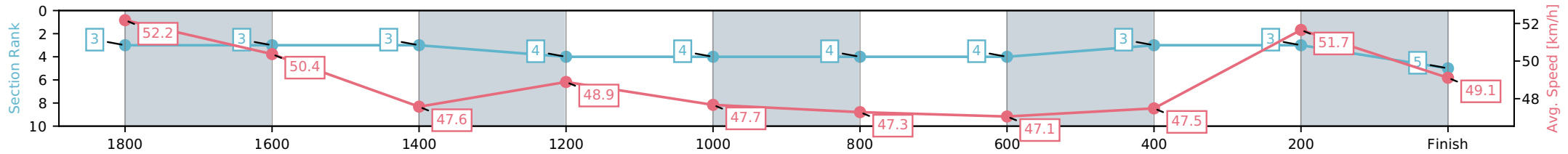
NZ Metropolitan Trotting Club Inc Harness
 Race 7: SYNCROFLEX SUPERIOR EQUINE & CANINE
 SUPPLEMENTS MOBILE PACE - 1980m



29 April 2026 - 8:05PM

Weather: Cloudy

Section	L1980	L1800	L1600	L1400	L1200	L1000	L800	L600	L400	L200
Section Times	2:27.31 (0:11.99)	2:15.32 [3] (0:14.56)	2:00.75 [3] (0:15.26)	1:45.49 [4] (0:14.73)	1:30.76 [4] (0:15.45)	1:15.30 [4] (0:15.54)	0:59.77 [4] (0:15.30)	0:44.47 [3] (0:15.55)	0:28.92 [3] (0:14.25)	0:14.67 [5] (0:14.67)
Average Speed [km/h]	52.2	50.4	47.6	48.9	47.7	47.3	47.1	47.5	51.7	49.1
Top Speed [km/h]	52.6	52.3	48.6	51.6	50.0	47.8	47.8	50.8	51.9	51.4
Avg. Dist. to Rail [m]	10.8	3.7	1.4	3.7	2.8	2.9	3.9	3.6	3.4	6.0



- [] Ranking at each section and finish
- :-:- No data available at this section
- NA No data available

Horse/Jockey Name	Art Jordan/A G Russell
Finish Rank	6
Fastest Section Time (Section)	0:14.28 (200-0)
Top Speed [km/h] (Section)	52.5 (200-0)
Race State	Finished



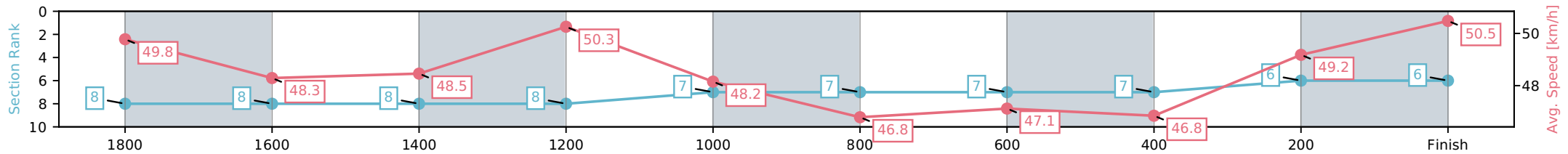
NZ Metropolitan Trotting Club Inc Harness
 Race 7: SYNCROFLEX SUPERIOR EQUINE & CANINE
 SUPPLEMENTS MOBILE PACE - 1980m



29 April 2026 - 8:05PM

Weather: Cloudy

Section	L1980	L1800	L1600	L1400	L1200	L1000	L800	L600	L400	L200
Section Times	2:28.17 (0:12.66)	2:15.51 [8] (0:15.25)	2:00.26 [8] (0:15.11)	1:45.15 [8] (0:14.33)	1:30.82 [7] (0:15.15)	1:15.67 [7] (0:15.52)	1:00.15 [7] (0:15.28)	0:44.87 [7] (0:15.60)	0:29.26 [6] (0:14.99)	0:14.28 [6] (0:14.28)
Average Speed [km/h]	49.8	48.3	48.5	50.3	48.2	46.8	47.1	46.8	49.2	50.5
Top Speed [km/h]	51.5	50.3	50.1	51.4	50.7	47.8	47.8	48.6	52.5	52.5
Avg. Dist. to Rail [m]	11.4	4.3	2.5	3.9	1.7	1.4	2.2	2.2	4.2	7.6



[] Ranking at each section and finish
 -:-:- No data available at this section
 NA No data available

Horse/Jockey Name	Big Gee/S D Iremonger
Finish Rank	7
Fastest Section Time (Section)	0:14.38 (1800-1600)
Top Speed [km/h] (Section)	51.7 (1980 - 1800)
Race State	Finished



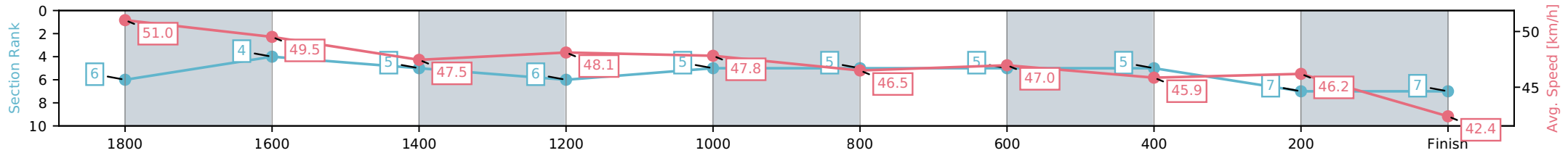
NZ Metropolitan Trotting Club Inc Harness
 Race 7: SYNCROFLEX SUPERIOR EQUINE & CANINE
 SUPPLEMENTS MOBILE PACE - 1980m



29 April 2026 - 8:05PM

Weather: Cloudy

Section	L1980	L1800	L1600	L1400	L1200	L1000	L800	L600	L400	L200
Section Times	2:31.17 (0:12.44)	2:18.73 [4] (0:14.38)	2:04.36 [5] (0:15.20)	1:49.16 [6] (0:14.96)	1:34.19 [5] (0:15.08)	1:19.11 [5] (0:15.61)	1:03.49 [5] (0:15.32)	0:48.17 [5] (0:15.61)	0:32.56 [7] (0:15.61)	0:16.96 [7] (0:16.96)
Average Speed [km/h]	51.0	49.5	47.5	48.1	47.8	46.5	47.0	45.9	46.2	42.4
Top Speed [km/h]	51.7	51.0	48.6	50.7	51.0	47.2	47.7	46.2	47.1	45.9
Avg. Dist. to Rail [m]	0.6	1.2	1.2	3.6	0.6	1.2	0.9	0.9	1.0	3.9



- [] Ranking at each section and finish
- :-:- No data available at this section
- NA No data available

Horse/Jockey Name	Magical Max/B N Orange
Finish Rank	8
Fastest Section Time (Section)	0:14.36 (1400-1200)
Top Speed [km/h] (Section)	53.2 (1980 - 1800)
Race State	Finished



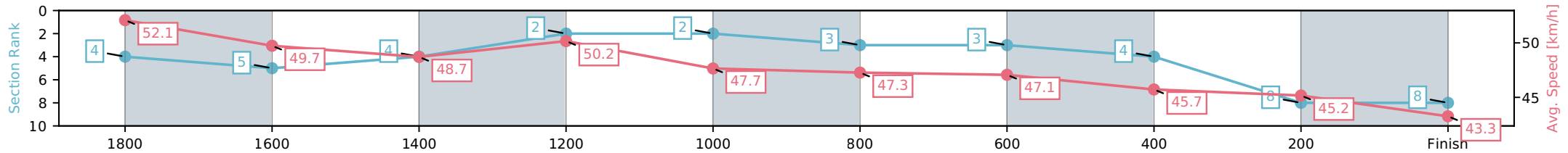
NZ Metropolitan Trotting Club Inc Harness
 Race 7: SYNCROFLEX SUPERIOR EQUINE & CANINE
 SUPPLEMENTS MOBILE PACE - 1980m



29 April 2026 - 8:05PM

Weather: Cloudy

Section	L1980	L1800	L1600	L1400	L1200	L1000	L800	L600	L400	L200
Section Times	2:31.42 (0:12.06)	2:19.36 [5] (0:14.76)	2:04.61 [4] (0:15.09)	1:49.51 [2] (0:14.36)	1:35.16 [2] (0:15.45)	1:19.71 [3] (0:15.54)	1:04.17 [3] (0:15.29)	0:48.88 [4] (0:16.04)	0:32.83 [8] (0:16.20)	0:16.63 [8] (0:16.63)
Average Speed [km/h]	52.1	49.7	48.7	50.2	47.7	47.3	47.1	45.7	45.2	43.3
Top Speed [km/h]	53.2	51.2	49.2	50.7	49.5	47.8	47.8	46.1	46.5	44.4
Avg. Dist. to Rail [m]	3.8	3.2	2.9	5.1	2.8	2.9	3.9	2.8	2.8	7.7



- [] Ranking at each section and finish
- :-:- No data available at this section
- NA No data available