



NZ Metropolitan Trotting Club Inc Harness  
 Race 2: PRIORITY PROJECTS FILLIES & MARES MOBILE PACE - 1980m  
 01 May 2026 - 5:41PM



Weather: Cloudy

Field Times (Race Tempo) 2:28.21 (0:11.20) 2:17.01 (0:14.37) 2:02.64 (0:15.81) 1:46.83 (0:16.18) 1:30.66 (0:16.51) 1:14.15 (0:16.12) 0:58.03 (0:15.10) 0:42.92 (0:15.12)

Rank	TAB#	Horse	Overall Time	First 400m	Top Speed km/h (Section)	L1980	L1800	L1600	L1400	L1200	L1000	L800	L600
	(BAR#)	Driver	Margin (DT-W)	Last 600m	Fastest Section (Time)	Start - 1800	1800 - 1600	1600 - 1400	1400 - 1200	1200 - 1000	1000 - 800	800 - 600	600 - 400
1	7	Song Of Seas	2:28.21	0:29.39	56.3 (200-0)	2:28.21	2:15.44 [7]	2:00.28 [6]	1:45.47 [6]	1:29.32 [6]	1:13.42 [5]	0:57.42 [4]	0:42.32 [4]
	(U1)	R T May		0:42.32	200-0 (0:13.26)	(0:12.77)	(0:15.16)	(0:14.80)	(0:16.15)	(0:15.90)	(0:16.00)	(0:15.10)	(0:15.08)
2	5	Jennifer Robyn	2:28.73	0:27.45	56.7 (1980 - 1800)	2:28.73	2:17.45 [2]	2:02.81 [2]	1:47.04 [2]	1:30.83 [2]	1:14.35 [2]	0:58.22 [3]	0:43.13 [2]
	(5)	L F O'Reilly	3.0L (-18)	0:43.13	200-0 (0:13.84)	(0:11.28)	(0:14.64)	(0:15.77)	(0:16.20)	(0:16.48)	(0:16.14)	(0:15.08)	(0:15.13)
3	6	Harry's Girl	2:28.76	0:27.12	56.8 (1980 - 1800)	2:28.76	2:17.56 [1]	2:03.19 [1]	1:47.38 [1]	1:31.20 [1]	1:14.70 [1]	0:58.58 [1]	0:43.47 [1]
	(6)	S J Thornley	3.1L (-20)	0:43.47	200-0 (0:14.16)	(0:11.20)	(0:14.37)	(0:15.81)	(0:16.18)	(0:16.51)	(0:16.12)	(0:15.10)	(0:15.12)
4	1	Could Be Katy	2:28.78	0:28.53	53.6 (200-0)	2:28.78	2:16.71 [4]	2:02.12 [3]	1:46.74 [3]	1:30.55 [3]	1:14.08 [4]	0:57.93 [5]	0:42.87 [5]
	(1)	R E Harrison	3.3L (-19)	0:42.87	200-0 (0:13.61)	(0:12.07)	(0:14.59)	(0:15.37)	(0:16.19)	(0:16.47)	(0:16.15)	(0:15.06)	(0:15.12)
5	3	Mishy	2:28.94	0:29.10	52.4 (200-0)	2:28.94	2:16.60 [6]	2:01.36 [5]	1:46.51 [4]	1:30.37 [4]	1:14.47 [3]	0:58.44 [2]	0:43.34 [3]
	(3)	S J Ottley	4.2L (-3)	0:43.34	200-0 (0:14.05)	(0:12.34)	(0:15.24)	(0:14.85)	(0:16.14)	(0:15.90)	(0:16.03)	(0:15.10)	(0:15.05)
6	2	Fay Courtney	2:30.38	0:29.57	54.5 (1980 - 1800)	2:30.38	2:18.77 [3]	2:02.27 [7]	1:47.48 [7]	1:31.42 [7]	1:15.26 [7]	0:59.27 [6]	0:44.19 [6]
	(2)	O G Thornley	12.4L (-10)	0:44.19	400-200 (0:14.38)	(0:11.61)	(0:16.50)	(0:14.80)	(0:16.06)	(0:16.16)	(0:15.99)	(0:15.08)	(0:15.12)
7	4	Rockabilly Reign	2:30.86	0:28.63	53.1 (1980 - 1800)	2:30.86	2:18.66 [5]	2:03.79 [4]	1:48.42 [5]	1:32.22 [5]	1:15.76 [6]	0:59.62 [7]	0:44.56 [7]
	(4)	K G Cameron	15.2L (-17)	0:44.56	400-200 (0:14.62)	(0:12.20)	(0:14.87)	(0:15.37)	(0:16.21)	(0:16.45)	(0:16.14)	(0:15.06)	(0:15.16)

Report Created: Fri 01 May 2026

(Note: Races are conducted over an approximate distance as close as possible to the advertised distance, and recorded data may vary accordingly. Official times refer to race times only and do not include handicap times.)

[ ] Position in running at each section and finish TAB# Saddle cloth number

-:--:-- No data available at this section

NA No data available

DNT Did not track

BAR# Barrier/Gate Position

DNF Did not finish

DT-W Distance travelled compared to winner in metres

[ ] Fastest split

[■] Fastest section



NZ Metropolitan Trotting Club Inc Harness  
 Race 2: PRIORITY PROJECTS FILLIES & MARES MOBILE PACE - 1980m  
 01 May 2026 - 5:41PM



Weather: Cloudy

Field Times                      0:27.80      0:13.61  
 (Race Tempo)                    (0:14.19)    (0:13.61)

Rank	TAB#	Horse	Overall Time	First 400m	Top Speed km/h (Section)	L400	L200						
	(BAR#)	Driver	Margin (DT-W)	Last 600m	Fastest Section (Time)	400 - 200	200 - Finish						
1	7	Song Of Seas	2:28.21	0:29.39	56.3 (200-0)	0:27.24 [4]	0:13.26 [4]						
	(U1)	R T May		0:42.32	200-0 (0:13.26)	(0:13.98)	(0:13.26)						
2	5	Jennifer Robyn	2:28.73	0:27.45	56.7 (1980 - 1800)	0:28.00 [3]	0:13.84 [2]						
	(5)	L F O'Reilly	3.0L (-18)	0:43.13	200-0 (0:13.84)	(0:14.16)	(0:13.84)						
3	6	Harry's Girl	2:28.76	0:27.12	56.8 (1980 - 1800)	0:28.35 [1]	0:14.16 [1]						
	(6)	S J Thornley	3.1L (-20)	0:43.47	200-0 (0:14.16)	(0:14.19)	(0:14.16)						
4	1	Could Be Katy	2:28.78	0:28.53	53.6 (200-0)	0:27.75 [5]	0:13.61 [5]						
	(1)	R E Harrison	3.3L (-19)	0:42.87	200-0 (0:13.61)	(0:14.14)	(0:13.61)						
5	3	Mishy	2:28.94	0:29.10	52.4 (200-0)	0:28.29 [2]	0:14.05 [3]						
	(3)	S J Ottley	4.2L (-3)	0:43.34	200-0 (0:14.05)	(0:14.24)	(0:14.05)						
6	2	Fay Courtney	2:30.38	0:29.57	54.5 (1980 - 1800)	0:29.06 [6]	0:14.69 [6]						
	(2)	O G Thornley	12.4L (-10)	0:44.19	400-200 (0:14.38)	(0:14.38)	(0:14.69)						
7	4	Rockabilly Reign	2:30.86	0:28.63	53.1 (1980 - 1800)	0:29.40 [7]	0:14.78 [7]						
	(4)	K G Cameron	15.2L (-17)	0:44.56	400-200 (0:14.62)	(0:14.62)	(0:14.78)						

Report Created: Fri 01 May 2026

(Note: Races are conducted over an approximate distance as close as possible to the advertised distance, and recorded data may vary accordingly. Official times refer to race times only and do not include handicap times.)

[ ] Position in running at each section and finish    TAB#    Saddle cloth number

-:--:- No data available at this section

NA No data available

DNT Did not track

BAR# Barrier/Gate Position

DNF Did not finish

DT-W Distance travelled compared to winner in metres

Fastest split

Fastest section

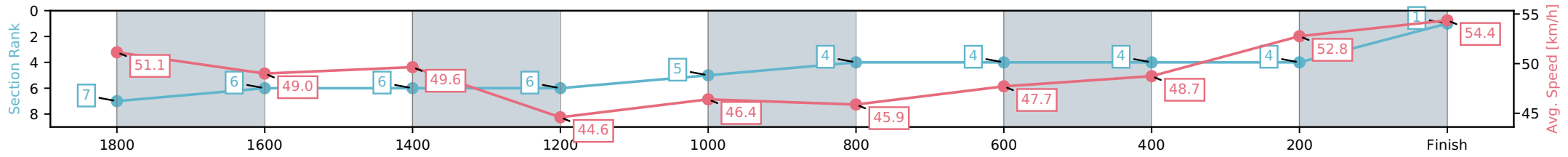
Horse/Jockey Name	Song Of Seas/R T May
Finish Rank	1
Fastest Section Time (Section)	0:13.26 (200-0)
Top Speed [km/h] (Section)	56.3 (200-0)
Race State	Finished



NZ Metropolitan Trotting Club Inc Harness  
 Race 2: PRIORITY PROJECTS FILLIES & MARES MOBILE  
 PACE - 1980m  
 01 May 2026 - 5:41PM  
 Weather: Cloudy



Section	L1980	L1800	L1600	L1400	L1200	L1000	L800	L600	L400	L200
Section Times	2:28.21 (0:12.77)	2:15.44 [6] (0:15.16)	2:00.28 [6] (0:14.80)	1:45.47 [6] (0:16.15)	1:29.32 [5] (0:15.90)	1:13.42 [4] (0:16.00)	0:57.42 [4] (0:15.10)	0:42.32 [4] (0:15.08)	0:27.24 [4] (0:13.98)	0:13.26 [1] (0:13.26)
Average Speed [km/h]	51.1	49.0	49.6	44.6	46.4	45.9	47.7	48.7	52.8	54.4
Top Speed [km/h]	51.7	50.5	51.1	46.4	47.4	46.8	48.3	50.7	55.6	56.3
Avg. Dist. to Rail [m]	8.6	4.9	2.9	4.1	3.0	2.7	2.9	2.9	4.0	6.3



[ ] Ranking at each section and finish  
 -:-:- No data available at this section  
 NA No data available

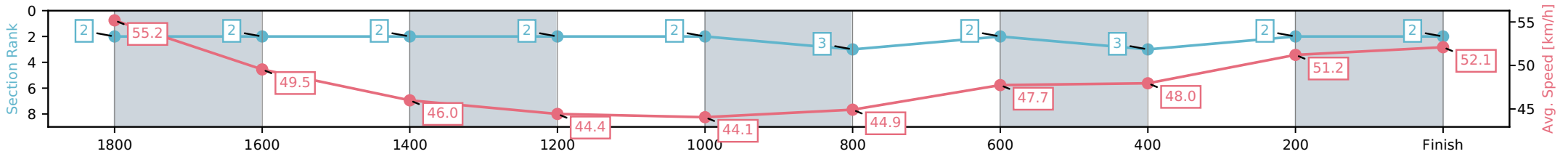
Horse/Jockey Name	Jennifer Robyn/L F O'Reilly
Finish Rank	2
Fastest Section Time (Section)	0:13.84 (200-0)
Top Speed [km/h] (Section)	56.7 (1980 - 1800)
Race State	Finished



NZ Metropolitan Trotting Club Inc Harness  
 Race 2: PRIORITY PROJECTS FILLIES & MARES MOBILE  
 PACE - 1980m  
 01 May 2026 - 5:41PM  
 Weather: Cloudy



Section	L1980	L1800	L1600	L1400	L1200	L1000	L800	L600	L400	L200
Section Times	2:28.73 (0:11.28)	2:17.45 [2] (0:14.64)	2:02.81 [2] (0:15.77)	1:47.04 [2] (0:16.20)	1:30.83 [2] (0:16.48)	1:14.35 [3] (0:16.14)	0:58.22 [2] (0:15.08)	0:43.13 [3] (0:15.13)	0:28.00 [2] (0:14.16)	0:13.84 [2] (0:13.84)
Average Speed [km/h]	55.2	49.5	46.0	44.4	44.1	44.9	47.7	48.0	51.2	52.1
Top Speed [km/h]	56.7	53.6	47.5	45.6	44.7	46.0	48.1	49.2	52.7	53.3
Avg. Dist. to Rail [m]	6.3	1.4	1.1	2.4	1.1	1.0	1.2	1.2	1.2	1.4



[ ] Ranking at each section and finish  
 -:-:- No data available at this section  
 NA No data available

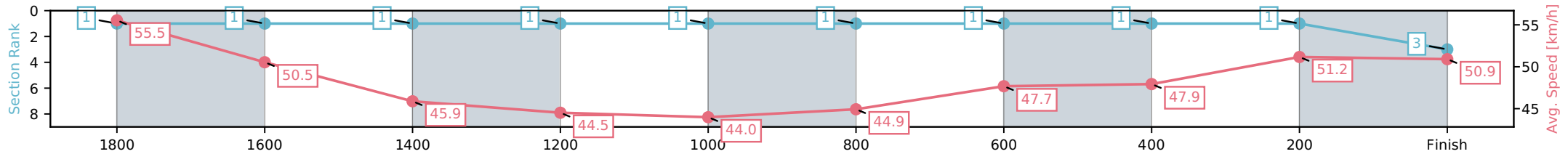
Horse/Jockey Name	Harry's Girl/S J Thornley
Finish Rank	3
Fastest Section Time (Section)	0:14.16 (200-0)
Top Speed [km/h] (Section)	56.8 (1980 - 1800)
Race State	Finished



NZ Metropolitan Trotting Club Inc Harness  
 Race 2: PRIORITY PROJECTS FILLIES & MARES MOBILE  
 PACE - 1980m  
 01 May 2026 - 5:41PM  
 Weather: Cloudy



Section	L1980	L1800	L1600	L1400	L1200	L1000	L800	L600	L400	L200
Section Times	2:28.76 (0:11.20)	2:17.56 [1] (0:14.37)	2:03.19 [1] (0:15.81)	1:47.38 [1] (0:16.18)	1:31.20 [1] (0:16.51)	1:14.70 [1] (0:16.12)	0:58.58 [1] (0:15.10)	0:43.47 [1] (0:15.12)	0:28.35 [1] (0:14.19)	0:14.16 [3] (0:14.16)
Average Speed [km/h]	55.5	50.5	45.9	44.5	44.0	44.9	47.7	47.9	51.2	50.9
Top Speed [km/h]	56.8	56.0	47.1	45.5	44.7	46.0	48.1	49.7	52.2	52.0
Avg. Dist. to Rail [m]	8.4	1.8	1.1	2.4	1.1	1.0	1.2	1.1	1.5	4.2



- [ ] Ranking at each section and finish
- :-:- No data available at this section
- NA No data available

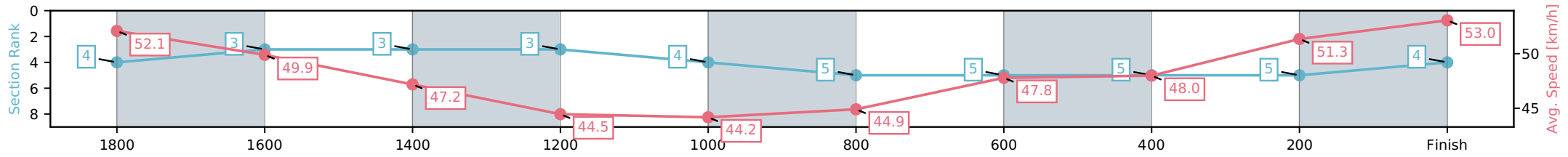
Horse/Jockey Name	Could Be Katy/R E Harrison
Finish Rank	4
Fastest Section Time (Section)	0:13.61 (200-0)
Top Speed [km/h] (Section)	53.6 (200-0)
Race State	Finished



NZ Metropolitan Trotting Club Inc Harness  
 Race 2: PRIORITY PROJECTS FILLIES & MARES MOBILE  
 PACE - 1980m  
 01 May 2026 - 5:41PM  
 Weather: Cloudy



Section	L1980	L1800	L1600	L1400	L1200	L1000	L800	L600	L400	L200
Section Times	2:28.78 (0:12.07)	2:16.71 [3] (0:14.59)	2:02.12 [3] (0:15.37)	1:46.74 [3] (0:16.19)	1:30.55 [4] (0:16.47)	1:14.08 [5] (0:16.15)	0:57.93 [5] (0:15.06)	0:42.87 [5] (0:15.12)	0:27.75 [5] (0:14.14)	0:13.61 [4] (0:13.61)
Average Speed [km/h]	52.1	49.9	47.2	44.5	44.2	44.9	47.8	48.0	51.3	53.0
Top Speed [km/h]	52.8	52.0	49.3	45.6	45.5	46.1	48.5	49.2	53.2	53.6
Avg. Dist. to Rail [m]	2.2	2.0	1.1	2.5	1.2	1.1	1.3	1.2	1.8	8.1



[ ] Ranking at each section and finish  
 -:-:- No data available at this section  
 NA No data available

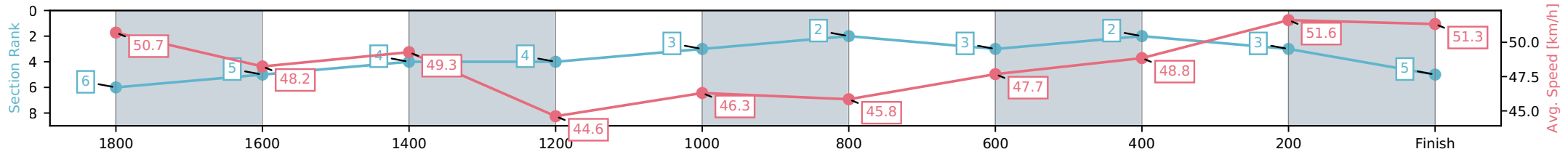
Horse/Jockey Name	Mishy/S J Ottley
Finish Rank	5
Fastest Section Time (Section)	0:14.05 (200-0)
Top Speed [km/h] (Section)	52.4 (200-0)
Race State	Finished



NZ Metropolitan Trotting Club Inc Harness  
 Race 2: PRIORITY PROJECTS FILLIES & MARES MOBILE  
 PACE - 1980m  
 01 May 2026 - 5:41PM  
 Weather: Cloudy



Section	L1980	L1800	L1600	L1400	L1200	L1000	L800	L600	L400	L200
Section Times	2:28.94 (0:12.34)	2:16.60 [5] (0:15.24)	2:01.36 [4] (0:14.85)	1:46.51 [4] (0:16.14)	1:30.37 [3] (0:15.90)	1:14.47 [2] (0:16.03)	0:58.44 [3] (0:15.10)	0:43.34 [2] (0:15.05)	0:28.29 [3] (0:14.24)	0:14.05 [5] (0:14.05)
Average Speed [km/h]	50.7	48.2	49.3	44.6	46.3	45.8	47.7	48.8	51.6	51.3
Top Speed [km/h]	51.8	49.8	50.2	45.7	46.7	46.5	48.5	51.0	52.3	52.4
Avg. Dist. to Rail [m]	4.4	3.4	2.5	4.0	2.9	2.8	2.9	2.9	3.2	6.0



[ ] Ranking at each section and finish  
 -:-:- No data available at this section  
 NA No data available

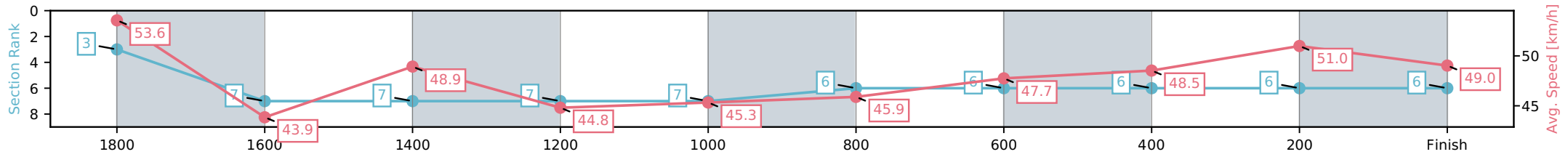
Horse/Jockey Name	Fay Courtney/O G Thornley
Finish Rank	6
Fastest Section Time (Section)	0:14.38 (400-200)
Top Speed [km/h] (Section)	54.5 (1980 - 1800)
Race State	Finished



NZ Metropolitan Trotting Club Inc Harness  
 Race 2: PRIORITY PROJECTS FILLIES & MARES MOBILE  
 PACE - 1980m  
 01 May 2026 - 5:41PM  
 Weather: Cloudy



Section	L1980	L1800	L1600	L1400	L1200	L1000	L800	L600	L400	L200
Section Times	2:30.38 (0:11.61)	2:18.77 [7] (0:16.50)	2:02.27 [7] (0:14.80)	1:47.48 [7] (0:16.06)	1:31.42 [7] (0:16.16)	1:15.26 [6] (0:15.99)	0:59.27 [6] (0:15.08)	0:44.19 [6] (0:15.12)	0:29.06 [6] (0:14.38)	0:14.69 [6] (0:14.69)
Average Speed [km/h]	53.6	43.9	48.9	44.8	45.3	45.9	47.7	48.5	51.0	49.0
Top Speed [km/h]	54.5	49.2	49.5	47.0	48.1	46.8	48.4	50.2	51.7	51.5
Avg. Dist. to Rail [m]	2.8	0.9	1.0	2.1	2.0	2.5	2.8	2.7	2.7	3.1



[ ] Ranking at each section and finish  
 -:-:- No data available at this section  
 NA No data available

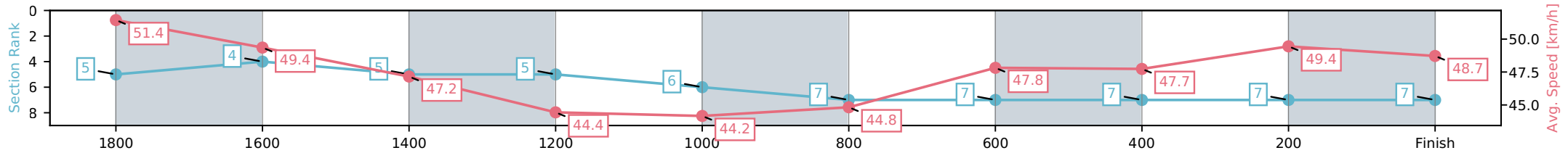
Horse/Jockey Name	Rockabilly Reign/K G Cameron
Finish Rank	7
Fastest Section Time (Section)	0:14.62 (400-200)
Top Speed [km/h] (Section)	53.1 (1980 - 1800)
Race State	Finished



NZ Metropolitan Trotting Club Inc Harness  
 Race 2: PRIORITY PROJECTS FILLIES & MARES MOBILE  
 PACE - 1980m  
 01 May 2026 - 5:41PM  
 Weather: Cloudy



Section	L1980	L1800	L1600	L1400	L1200	L1000	L800	L600	L400	L200
Section Times	2:30.86 (0:12.20)	2:18.66 [4] (0:14.87)	2:03.79 [5] (0:15.37)	1:48.42 [5] (0:16.21)	1:32.22 [6] (0:16.45)	1:15.76 [7] (0:16.14)	0:59.62 [7] (0:15.06)	0:44.56 [7] (0:15.16)	0:29.40 [7] (0:14.62)	0:14.78 [7] (0:14.78)
Average Speed [km/h]	51.4	49.4	47.2	44.4	44.2	44.8	47.8	47.7	49.4	48.7
Top Speed [km/h]	53.1	50.3	48.9	45.1	45.6	46.2	48.8	49.1	50.2	50.4
Avg. Dist. to Rail [m]	6.4	3.8	1.0	2.2	1.1	0.8	1.1	0.9	0.9	1.6



- [ ] Ranking at each section and finish
- :-:- No data available at this section
- NA No data available