



NZ Metropolitan Trotting Club Inc Harness  
Race 3: TWO LEOS SOLUTIONS LTD MOBILE PACE - 2600m

01 May 2026 - 6:15PM



Weather: Cloudy

Field Times (Race Tempo) 3:13.40 (0:12.30) 3:01.09 (0:14.72) 2:46.38 (0:16.25) 2:30.13 (0:15.90) 2:14.23 (0:16.30) 1:57.93 (0:15.29) 1:42.65 (0:14.70) 1:27.95 (0:15.29)

Rank	TAB#	Horse	Overall Time	First 400m	Top Speed km/h (Section)	L2600	L2400	L2200	L2000	L1800	L1600	L1400	L1200
	(BAR#)	Driver	Margin (DT-W)	Last 600m	Fastest Section (Time)	Start - 2400	2400 - 2200	2200 - 2000	2000 - 1800	1800 - 1600	1600 - 1400	1400 - 1200	1200 - 1000
1	7	Bettor Go Vinnie	3:13.40	0:28.77	53.8 (400-200)	3:13.40	3:00.11 [8]	2:44.63 [8]	2:28.15 [8]	2:12.52 [9]	1:56.38 [9]	1:41.22 [9]	1:26.60 [9]
	(7)	R T May		0:42.39	2600 - 2400 (0:13.29)	(0:13.29)	(0:15.48)	(0:16.48)	(0:15.63)	(0:16.14)	(0:15.16)	(0:14.62)	(0:15.36)
2	2	Route Sixty Six	3:13.72	0:28.06	55.0 (2600 - 2400)	3:13.72	3:01.02 [5]	2:45.66 [6]	2:29.18 [6]	2:13.46 [6]	1:57.39 [6]	1:42.22 [6]	1:27.58 [6]
	(2)	W J House	1.8L (+0)	0:43.39	2600 - 2400 (0:12.70)	(0:12.70)	(0:15.36)	(0:16.49)	(0:15.71)	(0:16.07)	(0:15.17)	(0:14.65)	(0:15.36)
3	4	Heaven	3:13.75	0:27.75	56.1 (2600 - 2400)	3:13.75	3:01.44 [1]	2:46.00 [4]	2:29.53 [5]	2:13.82 [5]	1:57.73 [4]	1:42.57 [4]	1:27.92 [4]
	(4)	R D Close	2.0L (-4)	0:43.71	2600 - 2400 (0:12.30)	(0:12.30)	(0:15.45)	(0:16.47)	(0:15.71)	(0:16.08)	(0:15.17)	(0:14.64)	(0:15.37)
4	8	Crusher Lou	3:13.84	0:29.09	54.6 (2600 - 2400)	3:13.84	3:00.82 [7]	2:44.76 [9]	2:28.24 [9]	2:13.32 [7]	1:57.29 [7]	1:42.07 [7]	1:27.36 [8]
	(8)	S J Thornley	2.5L (-14)	0:42.95	2600 - 2400 (0:13.02)	(0:13.02)	(0:16.07)	(0:16.52)	(0:14.92)	(0:16.03)	(0:15.22)	(0:14.70)	(0:15.40)
5	5	Molly Maeve Estelle	3:14.06	0:28.40	52.9 (2600 - 2400)	3:14.06	3:01.09 [6]	2:45.66 [7]	2:29.16 [7]	2:13.48 [8]	1:57.38 [8]	1:42.21 [8]	1:27.60 [7]
	(5)	S E O'Reilly	3.8L (-2)	0:43.39	2600 - 2400 (0:12.97)	(0:12.97)	(0:15.43)	(0:16.50)	(0:15.68)	(0:16.10)	(0:15.17)	(0:14.61)	(0:15.36)
6	1	Wishing For U	3:14.28	0:27.32	55.0 (2600 - 2400)	3:14.28	3:01.60 [4]	2:46.95 [2]	2:30.70 [2]	2:14.79 [2]	1:58.49 [3]	1:43.23 [3]	1:28.52 [3]
	(1)	R E Harrison	5.0L (-25)	0:44.09	2600 - 2400 (0:12.68)	(0:12.68)	(0:14.64)	(0:16.26)	(0:15.90)	(0:16.30)	(0:15.27)	(0:14.70)	(0:15.29)
7	6	Jay R Tolkien	3:14.74	0:27.71	56.1 (2600 - 2400)	3:14.74	3:02.33 [3]	2:47.03 [3]	2:30.87 [3]	2:15.12 [3]	1:59.02 [2]	1:43.87 [2]	1:29.22 [2]
	(6)	J W Cox	7.6L (-4)	0:45.05	2600 - 2400 (0:12.41)	(0:12.41)	(0:15.30)	(0:16.17)	(0:15.74)	(0:16.10)	(0:15.15)	(0:14.65)	(0:15.34)
8	9	Trail Boss	3:15.25	0:27.80	53.2 (2600 - 2400)	3:15.25	3:01.86 [9]	2:47.45 [5]	2:31.30 [4]	2:15.42 [4]	1:59.14 [5]	1:43.88 [5]	1:29.16 [5]
	(U1)	S J Tomlinson	10.6L (-27)	0:44.82	2600 - 2400 (0:13.39)	(0:13.39)	(0:14.41)	(0:16.15)	(0:15.89)	(0:16.27)	(0:15.27)	(0:14.71)	(0:15.32)
9	3	Normie Stead	3:15.75	0:27.02	56.3 (2600 - 2400)	3:15.75	3:03.37 [2]	2:48.73 [1]	2:32.48 [1]	2:16.58 [1]	2:00.28 [1]	1:45.00 [1]	1:30.30 [1]
	(3)	A M Butt	13.5L (-29)	0:45.86	2600 - 2400 (0:12.38)	(0:12.38)	(0:14.64)	(0:16.25)	(0:15.90)	(0:16.30)	(0:15.29)	(0:14.70)	(0:15.28)

Report Created: Fri 01 May 2026

(Note: Races are conducted over an approximate distance as close as possible to the advertised distance, and recorded data may vary accordingly. Official times refer to race times only and do not include handicap times.)

[ ] Position in running at each section and finish TAB# Saddle cloth number

-:--:-- No data available at this section

NA No data available

DNT Did not track

BAR# Barrier/Gate Position

DNF Did not finish

DT-W Distance travelled compared to winner in metres

□ Fastest split

■ Fastest section



NZ Metropolitan Trotting Club Inc Harness  
 Race 3: TWO LEOS SOLUTIONS LTD MOBILE PACE - 2600m  
 01 May 2026 - 6:15PM



Weather: Cloudy

Field Times  
 (Race Tempo)                      1:12.66    0:57.84    0:43.70    0:29.45    0:14.66  
    (0:14.83)    (0:14.13)    (0:14.26)    (0:14.79)    (0:14.66)

Rank	TAB#	Horse	Overall Time	First 400m	Top Speed km/h (Section)	L1000	L800	L600	L400	L200			
	(BAR#)	Driver	Margin (DT-W)	Last 600m	Fastest Section (Time)	1000 - 800	800 - 600	600 - 400	400 - 200	200 - Finish			
1	7	Bettor Go Vinnie	3:13.40	0:28.77	53.8 (400-200)	1:11.25 [9]	0:56.44 [9]	0:42.39 [9]	0:28.04 [8]	0:14.08 [4]			
	(7)	R T May		0:42.39	2600 - 2400 (0:13.29)	(0:14.81)	(0:14.05)	(0:14.35)	(0:13.96)	(0:14.08)			
2	2	Route Sixty Six	3:13.72	0:28.06	55.0 (2600 - 2400)	1:12.22 [6]	0:57.45 [6]	0:43.39 [5]	0:28.98 [4]	0:14.62 [3]			
	(2)	W J House	1.8L (+0)	0:43.39	2600 - 2400 (0:12.70)	(0:14.76)	(0:14.06)	(0:14.41)	(0:14.36)	(0:14.62)			
3	4	Heaven	3:13.75	0:27.75	56.1 (2600 - 2400)	1:12.55 [4]	0:57.80 [4]	0:43.70 [3]	0:29.32 [2]	0:14.82 [2]			
	(4)	R D Close	2.0L (-4)	0:43.71	2600 - 2400 (0:12.30)	(0:14.75)	(0:14.10)	(0:14.39)	(0:14.50)	(0:14.82)			
4	8	Crusher Lou	3:13.84	0:29.09	54.6 (2600 - 2400)	1:11.96 [8]	0:57.30 [7]	0:42.94 [8]	0:28.36 [9]	0:14.04 [8]			
	(8)	S J Thornley	2.5L (-14)	0:42.95	2600 - 2400 (0:13.02)	(0:14.66)	(0:14.36)	(0:14.58)	(0:14.33)	(0:14.04)			
5	5	Molly Maeve Estelle	3:14.06	0:28.40	52.9 (2600 - 2400)	1:12.24 [7]	0:57.44 [8]	0:43.39 [7]	0:28.93 [7]	0:14.41 [6]			
	(5)	S E O'Reilly	3.8L (-2)	0:43.39	2600 - 2400 (0:12.97)	(0:14.80)	(0:14.05)	(0:14.45)	(0:14.53)	(0:14.41)			
6	1	Wishing For U	3:14.28	0:27.32	55.0 (2600 - 2400)	1:13.23 [3]	0:58.39 [3]	0:44.09 [4]	0:29.38 [5]	0:14.84 [5]			
	(1)	R E Harrison	5.0L (-25)	0:44.09	2600 - 2400 (0:12.68)	(0:14.84)	(0:14.29)	(0:14.71)	(0:14.54)	(0:14.84)			
7	6	Jay R Tolkien	3:14.74	0:27.71	56.1 (2600 - 2400)	1:13.88 [2]	0:59.13 [2]	0:45.04 [1]	0:30.79 [1]	0:16.00 [1]			
	(6)	J W Cox	7.6L (-4)	0:45.05	2600 - 2400 (0:12.41)	(0:14.75)	(0:14.09)	(0:14.26)	(0:14.79)	(0:16.00)			
8	9	Trail Boss	3:15.25	0:27.80	53.2 (2600 - 2400)	1:13.85 [5]	0:59.09 [5]	0:44.81 [6]	0:30.16 [6]	0:15.40 [9]			
	(U1)	S J Tomlinson	10.6L (-27)	0:44.82	2600 - 2400 (0:13.39)	(0:14.76)	(0:14.27)	(0:14.65)	(0:14.77)	(0:15.40)			
9	3	Normie Stead	3:15.75	0:27.02	56.3 (2600 - 2400)	1:15.01 [1]	1:00.19 [1]	0:45.86 [2]	0:31.15 [3]	0:15.98 [7]			
	(3)	A M Butt	13.5L (-29)	0:45.86	2600 - 2400 (0:12.38)	(0:14.83)	(0:14.33)	(0:14.71)	(0:15.17)	(0:15.98)			

Report Created: Fri 01 May 2026

(Note: Races are conducted over an approximate distance as close as possible to the advertised distance, and recorded data may vary accordingly. Official times refer to race times only and do not include handicap times.)

[ ] Position in running at each section and finish    TAB# Saddle cloth number

-:--:-- No data available at this section

NA No data available

DNT Did not track

BAR# Barrier/Gate Position

DNF Did not finish

DT-W Distance travelled compared to winner in metres

Fastest split

Fastest section

Horse/Jockey Name	Bettor Go Vinnie/R T May
Finish Rank	1
Fastest Section Time (Section)	0:13.29 (2600 - 2400)
Top Speed [km/h] (Section)	53.8 (400-200)
Race State	Finished



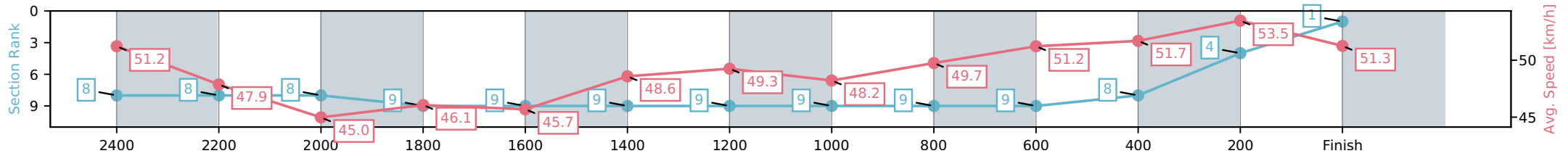
NZ Metropolitan Trotting Club Inc Harness  
 Race 3: TWO LEOS SOLUTIONS LTD MOBILE PACE - 2600m



01 May 2026 - 6:15PM

Weather: Cloudy

Section	L2600	L2400	L2200	L2000	L1800	L1600	L1400	L1200	L1000	L800	L600	L400	L200
Section Times	3:13.40 (0:13.29)	3:00.11 [8] (0:15.48)	2:44.63 [8] (0:16.48)	2:28.15 [9] (0:15.63)	2:12.52 [9] (0:16.14)	1:56.38 [9] (0:15.16)	1:41.22 [9] (0:14.62)	1:26.60 [9] (0:15.36)	1:11.25 [9] (0:14.81)	0:56.44 [9] (0:14.05)	0:42.39 [8] (0:14.35)	0:28.04 [4] (0:13.96)	0:14.08 [1] (0:14.08)
Average Speed [km/h]	51.2	47.9	45.0	46.1	45.7	48.6	49.3	48.2	49.7	51.2	51.7	53.5	51.3
Top Speed [km/h]	51.7	51.2	46.2	47.0	46.9	50.2	51.3	50.0	51.3	52.5	53.0	53.8	53.7
Avg. Dist. to Rail [m]	11.8	3.7	3.8	4.4	3.8	3.2	6.2	3.4	3.2	4.4	4.1	5.8	10.6



- [ ] Ranking at each section and finish
- :-:- No data available at this section
- NA No data available

Horse/Jockey Name	Route Sixty Six/W J House
Finish Rank	2
Fastest Section Time (Section)	0:12.70 (2600 - 2400)
Top Speed [km/h] (Section)	55.0 (2600 - 2400)
Race State	Finished



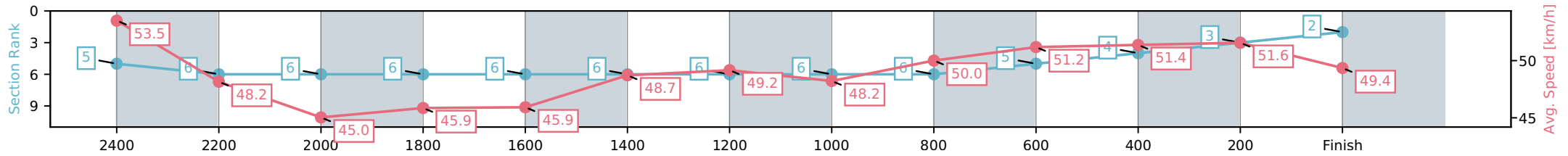
NZ Metropolitan Trotting Club Inc Harness  
 Race 3: TWO LEOS SOLUTIONS LTD MOBILE PACE - 2600m



01 May 2026 - 6:15PM

Weather: Cloudy

Section	L2600	L2400	L2200	L2000	L1800	L1600	L1400	L1200	L1000	L800	L600	L400	L200
Section Times	3:13.72 (0:12.70)	3:01.02 [6] (0:15.36)	2:45.66 [6] (0:16.49)	2:29.18 [6] (0:15.71)	2:13.46 [6] (0:16.07)	1:57.39 [6] (0:15.17)	1:42.22 [6] (0:14.65)	1:27.58 [6] (0:15.36)	1:12.22 [6] (0:14.76)	0:57.45 [5] (0:14.06)	0:43.39 [4] (0:14.41)	0:28.98 [3] (0:14.36)	0:14.62 [2] (0:14.62)
Average Speed [km/h]	53.5	48.2	45.0	45.9	45.9	48.7	49.2	48.2	50.0	51.2	51.4	51.6	49.4
Top Speed [km/h]	55.0	52.6	46.1	46.5	47.2	50.3	50.7	50.1	51.3	52.3	52.1	51.9	51.4
Avg. Dist. to Rail [m]	5.9	3.5	4.0	4.3	3.9	3.5	6.2	3.5	3.4	4.0	3.8	4.6	8.7



- [ ] Ranking at each section and finish
- :-:- No data available at this section
- NA No data available

Horse/Jockey Name	Heaven/R D Close
Finish Rank	3
Fastest Section Time (Section)	0:12.30 (2600 - 2400)
Top Speed [km/h] (Section)	56.1 (2600 - 2400)
Race State	Finished



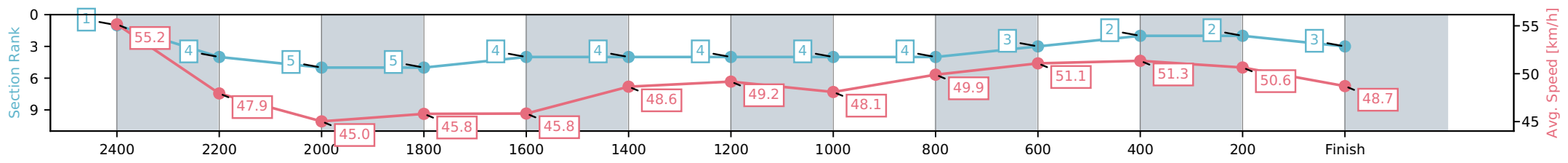
NZ Metropolitan Trotting Club Inc Harness  
 Race 3: TWO LEOS SOLUTIONS LTD MOBILE PACE - 2600m



01 May 2026 - 6:15PM

Weather: Cloudy

Section	L2600	L2400	L2200	L2000	L1800	L1600	L1400	L1200	L1000	L800	L600	L400	L200
Section Times	3:13.75 (0:12.30)	3:01.44 [4] (0:15.45)	2:46.00 [5] (0:16.47)	2:29.53 [5] (0:15.71)	2:13.82 [4] (0:16.08)	1:57.73 [4] (0:15.17)	1:42.57 [4] (0:14.64)	1:27.92 [4] (0:15.37)	1:12.55 [4] (0:14.75)	0:57.80 [3] (0:14.10)	0:43.70 [2] (0:14.39)	0:29.32 [2] (0:14.50)	0:14.82 [3] (0:14.82)
Average Speed [km/h]	55.2	47.9	45.0	45.8	45.8	48.6	49.2	48.1	49.9	51.1	51.3	50.6	48.7
Top Speed [km/h]	56.1	53.4	46.1	46.3	47.1	50.1	50.5	50.0	50.7	51.8	51.6	51.2	50.4
Avg. Dist. to Rail [m]	9.0	3.7	3.7	4.0	3.7	3.3	5.9	3.3	3.1	3.7	3.6	3.3	6.7



- [ ] Ranking at each section and finish
- :-:- No data available at this section
- NA No data available

Horse/Jockey Name	Crusher Lou/S J Thornley
Finish Rank	4
Fastest Section Time (Section)	0:13.02 (2600 - 2400)
Top Speed [km/h] (Section)	54.6 (2600 - 2400)
Race State	Finished



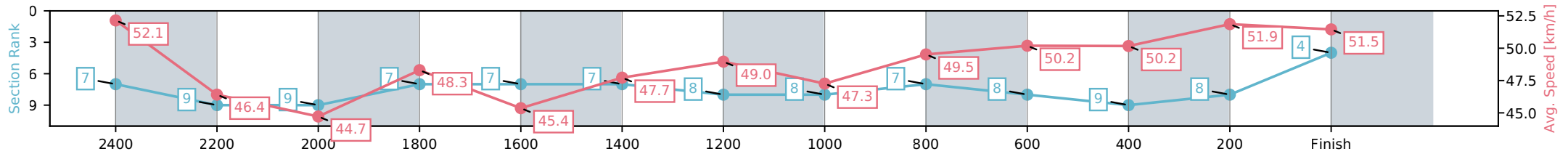
NZ Metropolitan Trotting Club Inc Harness  
 Race 3: TWO LEOS SOLUTIONS LTD MOBILE PACE - 2600m



01 May 2026 - 6:15PM

Weather: Cloudy

Section	L2600	L2400	L2200	L2000	L1800	L1600	L1400	L1200	L1000	L800	L600	L400	L200
Section Times	3:13.84 (0:13.02)	3:00.82 [9] (0:16.07)	2:44.76 [9] (0:16.52)	2:28.24 [7] (0:14.92)	2:13.32 [7] (0:16.03)	1:57.29 [7] (0:15.22)	1:42.07 [8] (0:14.70)	1:27.36 [8] (0:15.40)	1:11.96 [7] (0:14.66)	0:57.30 [8] (0:14.36)	0:42.94 [9] (0:14.58)	0:28.36 [8] (0:14.33)	0:14.04 [4] (0:14.04)
Average Speed [km/h]	52.1	46.4	44.7	48.3	45.4	47.7	49.0	47.3	49.5	50.2	50.2	51.9	51.5
Top Speed [km/h]	54.6	48.8	46.4	49.1	46.5	49.6	50.3	50.1	50.5	51.1	51.6	53.2	53.1
Avg. Dist. to Rail [m]	13.0	4.7	3.3	1.7	1.7	1.4	3.5	1.4	1.3	1.9	2.2	5.4	10.5



- [ ] Ranking at each section and finish
- :-:- No data available at this section
- NA No data available

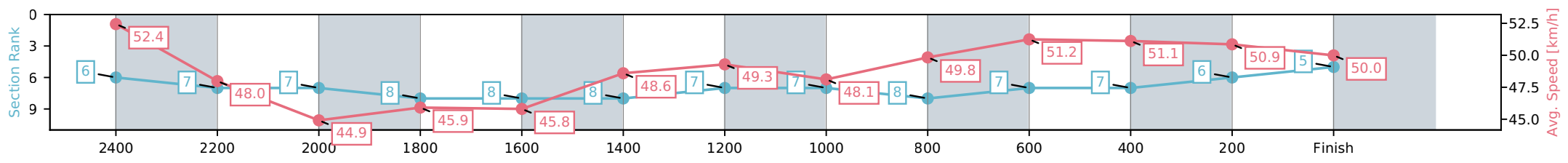
Horse/Jockey Name	Molly Maeve Estelle/S E O'Reilly
Finish Rank	5
Fastest Section Time (Section)	0:12.97 (2600 - 2400)
Top Speed [km/h] (Section)	52.9 (2600 - 2400)
Race State	Finished



NZ Metropolitan Trotting Club Inc Harness  
 Race 3: TWO LEOS SOLUTIONS LTD MOBILE PACE - 2600m  
 01 May 2026 - 6:15PM  
 Weather: Cloudy



Section	L2600	L2400	L2200	L2000	L1800	L1600	L1400	L1200	L1000	L800	L600	L400	L200
Section Times	3:14.06 (0:12.97)	3:01.09 [7] (0:15.43)	2:45.66 [7] (0:16.50)	2:29.16 [8] (0:15.68)	2:13.48 [8] (0:16.10)	1:57.38 [8] (0:15.17)	1:42.21 [7] (0:14.61)	1:27.60 [7] (0:15.36)	1:12.24 [8] (0:14.80)	0:57.44 [7] (0:14.05)	0:43.39 [7] (0:14.45)	0:28.93 [6] (0:14.53)	0:14.41 [5] (0:14.41)
Average Speed [km/h]	52.4	48.0	44.9	45.9	45.8	48.6	49.3	48.1	49.8	51.2	51.1	50.9	50.0
Top Speed [km/h]	52.9	51.2	46.1	46.8	47.0	50.3	51.1	50.0	51.5	52.3	52.2	51.6	51.9
Avg. Dist. to Rail [m]	9.7	3.7	3.7	4.3	3.9	3.3	6.3	3.4	3.2	4.1	3.6	4.2	8.4



[ ] Ranking at each section and finish  
 -:-:- No data available at this section  
 NA No data available

Horse/Jockey Name	Wishing For U/R E Harrison
Finish Rank	6
Fastest Section Time (Section)	0:12.68 (2600 - 2400)
Top Speed [km/h] (Section)	55.0 (2600 - 2400)
Race State	Finished



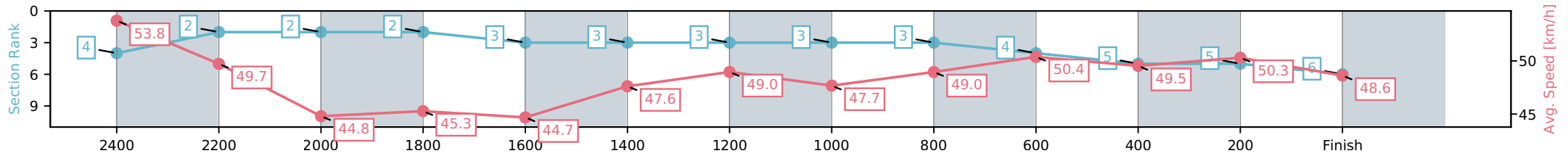
NZ Metropolitan Trotting Club Inc Harness  
 Race 3: TWO LEOS SOLUTIONS LTD MOBILE PACE - 2600m



01 May 2026 - 6:15PM

Weather: Cloudy

Section	L2600	L2400	L2200	L2000	L1800	L1600	L1400	L1200	L1000	L800	L600	L400	L200
Section Times	3:14.28 (0:12.68)	3:01.60 [2] (0:14.64)	2:46.95 [2] (0:16.26)	2:30.70 [2] (0:15.90)	2:14.79 [3] (0:16.30)	1:58.49 [3] (0:15.27)	1:43.23 [3] (0:14.70)	1:28.52 [3] (0:15.29)	1:13.23 [3] (0:14.84)	0:58.39 [4] (0:14.29)	0:44.09 [5] (0:14.71)	0:29.38 [5] (0:14.54)	0:14.84 [6] (0:14.84)
Average Speed [km/h]	53.8	49.7	44.8	45.3	44.7	47.6	49.0	47.7	49.0	50.4	49.5	50.3	48.6
Top Speed [km/h]	55.0	53.7	47.1	46.2	46.1	49.3	49.8	50.4	50.4	51.1	50.8	50.8	50.8
Avg. Dist. to Rail [m]	4.0	1.5	1.5	1.8	1.7	1.5	3.5	1.5	1.4	1.9	1.7	2.6	3.6



- [ ] Ranking at each section and finish
- :-:- No data available at this section
- NA No data available

Horse/Jockey Name	Jay R Tolkien/J W Cox
Finish Rank	7
Fastest Section Time (Section)	0:12.41 (2600 - 2400)
Top Speed [km/h] (Section)	56.1 (2600 - 2400)
Race State	Finished



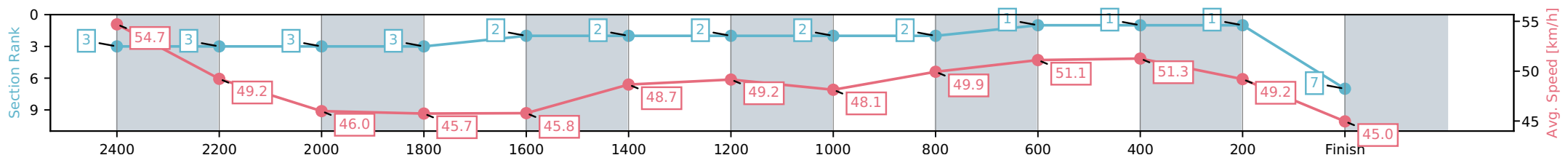
NZ Metropolitan Trotting Club Inc Harness  
 Race 3: TWO LEOS SOLUTIONS LTD MOBILE PACE - 2600m



01 May 2026 - 6:15PM

Weather: Cloudy

Section	L2600	L2400	L2200	L2000	L1800	L1600	L1400	L1200	L1000	L800	L600	L400	L200
Section Times	3:14.74 (0:12.41)	3:02.33 [3] (0:15.30)	2:47.03 [3] (0:16.17)	2:30.87 [3] (0:15.74)	2:15.12 [2] (0:16.10)	1:59.02 [2] (0:15.15)	1:43.87 [2] (0:14.65)	1:29.22 [2] (0:15.34)	1:13.88 [2] (0:14.75)	0:59.13 [1] (0:14.09)	0:45.04 [1] (0:14.26)	0:30.79 [1] (0:14.79)	0:16.00 [7] (0:16.00)
Average Speed [km/h]	54.7	49.2	46.0	45.7	45.8	48.7	49.2	48.1	49.9	51.1	51.3	49.2	45.0
Top Speed [km/h]	56.1	52.6	48.2	46.4	47.0	50.3	50.5	50.0	50.7	52.2	52.0	50.7	47.8
Avg. Dist. to Rail [m]	11.8	5.8	4.4	3.8	3.6	3.2	5.8	3.2	3.1	3.5	2.3	1.9	5.4



- [ ] Ranking at each section and finish
- :-:- No data available at this section
- NA No data available

Horse/Jockey Name	Trail Boss/S J Tomlinson
Finish Rank	8
Fastest Section Time (Section)	0:13.39 (2600 - 2400)
Top Speed [km/h] (Section)	53.2 (2600 - 2400)
Race State	Finished



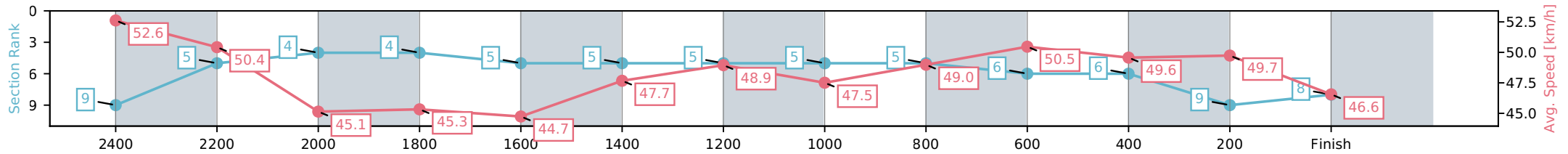
NZ Metropolitan Trotting Club Inc Harness  
 Race 3: TWO LEOS SOLUTIONS LTD MOBILE PACE - 2600m



01 May 2026 - 6:15PM

Weather: Cloudy

Section	L2600	L2400	L2200	L2000	L1800	L1600	L1400	L1200	L1000	L800	L600	L400	L200
Section Times	3:15.25 (0:13.39)	3:01.86 [5] (0:14.41)	2:47.45 [4] (0:16.15)	2:31.30 [4] (0:15.89)	2:15.42 [5] (0:16.27)	1:59.14 [5] (0:15.27)	1:43.88 [5] (0:14.71)	1:29.16 [5] (0:15.32)	1:13.85 [5] (0:14.76)	0:59.09 [6] (0:14.27)	0:44.81 [6] (0:14.65)	0:30.16 [9] (0:14.77)	0:15.40 [8] (0:15.40)
Average Speed [km/h]	52.6	50.4	45.1	45.3	44.7	47.7	48.9	47.5	49.0	50.5	49.6	49.7	46.6
Top Speed [km/h]	53.2	52.6	48.3	46.2	46.3	49.3	49.8	50.1	50.7	51.2	51.1	51.0	50.9
Avg. Dist. to Rail [m]	7.3	1.4	1.6	1.9	1.8	1.6	3.6	1.4	0.7	0.8	1.0	3.2	5.4



- [ ] Ranking at each section and finish
- :-:- No data available at this section
- NA No data available

Horse/Jockey Name	Normie Stead/A M Butt
Finish Rank	9
Fastest Section Time (Section)	0:12.38 (2600 - 2400)
Top Speed [km/h] (Section)	56.3 (2600 - 2400)
Race State	Finished



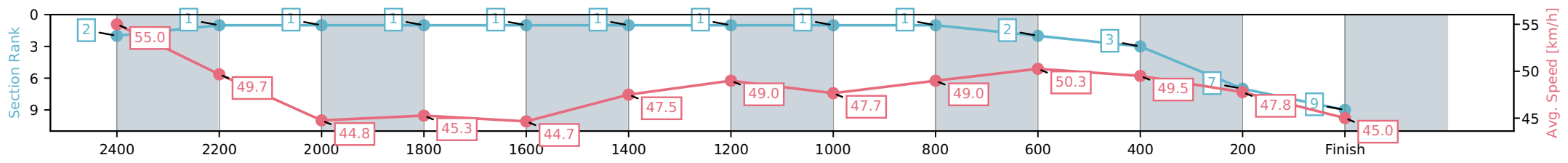
NZ Metropolitan Trotting Club Inc Harness  
 Race 3: TWO LEOS SOLUTIONS LTD MOBILE PACE - 2600m



01 May 2026 - 6:15PM

Weather: Cloudy

Section	L2600	L2400	L2200	L2000	L1800	L1600	L1400	L1200	L1000	L800	L600	L400	L200
Section Times	3:15.75 (0:12.38)	3:03.37 [1] (0:14.64)	2:48.73 [1] (0:16.25)	2:32.48 [1] (0:15.90)	2:16.58 [1] (0:16.30)	2:00.28 [1] (0:15.29)	1:45.00 [1] (0:14.70)	1:30.30 [1] (0:15.28)	1:15.01 [1] (0:14.83)	1:00.19 [2] (0:14.33)	0:45.86 [3] (0:14.71)	0:31.15 [7] (0:15.17)	0:15.98 [9] (0:15.98)
Average Speed [km/h]	55.0	49.7	44.8	45.3	44.7	47.5	49.0	47.7	49.0	50.3	49.5	47.8	45.0
Top Speed [km/h]	56.3	54.7	47.1	46.2	46.0	49.3	49.9	49.9	50.2	50.9	50.5	49.4	47.1
Avg. Dist. to Rail [m]	7.2	1.6	1.3	1.5	1.6	1.3	3.4	1.4	1.3	1.7	1.6	1.0	2.4



[ ] Ranking at each section and finish  
 -:-:- No data available at this section  
 NA No data available