



NZ Metropolitan Trotting Club Inc Harness  
 Race 4: THE TODAY HOMES MOBILE PACE - 1980m  
 01 May 2026 - 6:40PM



Weather: Cloudy

Field Times (Race Tempo) 2:27.41 (0:11.12) 2:16.29 (0:14.70) 2:01.59 (0:15.72) 1:45.87 (0:15.64) 1:30.23 (0:15.99) 1:14.24 (0:15.65) 0:58.59 (0:14.99) 0:43.60 (0:15.01)

Rank	TAB#	Horse	Overall Time	First 400m	Top Speed km/h (Section)	L1980	L1800	L1600	L1400	L1200	L1000	L800	L600
	(BAR#)	Driver	Margin (DT-W)	Last 600m	Fastest Section (Time)	Start - 1800	1800 - 1600	1600 - 1400	1400 - 1200	1200 - 1000	1000 - 800	800 - 600	600 - 400
1	7	Wat Fun	2:27.41	0:27.99	57.2 (1980 - 1800)	2:27.41	2:16.29 [1]	2:01.59 [1]	1:45.87 [1]	1:30.23 [1]	1:14.24 [1]	0:58.60 [1]	0:43.60 [1]
	(7)	O G Thornley		0:43.60	200-0 (0:14.09)	(0:11.12)	(0:14.70)	(0:15.72)	(0:15.64)	(0:15.99)	(0:15.65)	(0:14.99)	(0:15.01)
2	2	Nella Keenan	2:27.47	0:28.89	54.3 (1980 - 1800)	2:27.47	2:15.59 [4]	2:00.52 [4]	1:44.79 [4]	1:29.23 [4]	1:13.72 [3]	0:58.20 [3]	0:43.40 [2]
	(2)	R T May	0.4L (+11)	0:43.40	200-0 (0:14.01)	(0:11.88)	(0:15.07)	(0:15.73)	(0:15.56)	(0:15.52)	(0:15.51)	(0:14.80)	(0:14.93)
3	6	Ashes Of Midnight	2:27.77	0:29.66	52.6 (200-0)	2:27.77	2:15.25 [6]	2:00.06 [6]	1:44.38 [6]	1:29.21 [5]	1:13.72 [5]	0:58.18 [5]	0:43.40 [4]
	(6)	R E Harrison	2.1L (+14)	0:43.40	200-0 (0:13.99)	(0:12.52)	(0:15.19)	(0:15.68)	(0:15.18)	(0:15.49)	(0:15.53)	(0:14.78)	(0:14.92)
4	1	Rakero Maddie	2:28.19	0:28.47	55.2 (1980 - 1800)	2:28.19	2:16.57 [3]	2:01.73 [3]	1:45.95 [3]	1:30.29 [3]	1:14.37 [4]	0:58.74 [4]	0:43.76 [5]
	(1)	G D Smith	4.5L (+0)	0:43.75	200-0 (0:14.23)	(0:11.62)	(0:14.84)	(0:15.78)	(0:15.66)	(0:15.92)	(0:15.64)	(0:14.98)	(0:14.96)
5	5	Rosetta Road	2:28.37	0:28.29	57.1 (1980 - 1800)	2:28.37	2:17.06 [2]	2:02.16 [2]	1:46.44 [2]	1:30.78 [2]	1:14.85 [2]	0:59.20 [2]	0:44.25 [3]
	(5)	S J Thornley	5.5L (+2)	0:44.25	400-200 (0:14.57)	(0:11.31)	(0:14.90)	(0:15.72)	(0:15.67)	(0:15.92)	(0:15.64)	(0:14.95)	(0:15.01)
6	4	Wicked Deal	2:30.30	0:29.28	53.1 (1980 - 1800)	2:30.30	2:18.12 [5]	2:02.97 [5]	1:47.24 [5]	1:31.72 [6]	1:16.16 [6]	1:00.37 [6]	0:45.61 [6]
	(4)	D L Dolan	16.5L (+10)	0:45.62	800-600 (0:14.76)	(0:12.18)	(0:15.15)	(0:15.73)	(0:15.52)	(0:15.55)	(0:15.79)	(0:14.76)	(0:15.04)

Scratched: Loveatfirstlight (#3), Gottagoodfeeling (#8)

[ ] Position in running at each section and finish TAB# Saddle cloth number

-:--:-- No data available at this section

NA No data available

DNT Did not track

BAR# Barrier/Gate Position

DNF Did not finish

DT-W Distance travelled compared to winner in metres

[ ] Fastest split

[█] Fastest section



NZ Metropolitan Trotting Club Inc Harness  
Race 4: THE TODAY HOMES MOBILE PACE - 1980m

01 May 2026 - 6:40PM

Weather: Cloudy



Field Times                      0:28.59    0:14.09  
(Race Tempo)                    (0:14.50)   (0:14.09)

Rank	TAB#	Horse	Overall Time	First 400m	Top Speed km/h (Section)	L400	L200						
	(BAR#)	Driver	Margin (DT-W)	Last 600m	Fastest Section (Time)	400 - 200	200 - Finish						
1	7	Wat Fun	2:27.41	0:27.99	57.2 (1980 - 1800)	0:28.59 [1]	0:14.09 [1]						
	(7)	O G Thornley		0:43.60	200-0 (0:14.09)	(0:14.50)	(0:14.09)						
2	2	Nella Keenan	2:27.47	0:28.89	54.3 (1980 - 1800)	0:28.47 [2]	0:14.01 [2]						
	(2)	R T May	0.4L (+11)	0:43.40	200-0 (0:14.01)	(0:14.46)	(0:14.01)						
3	6	Ashes Of Midnight	2:27.77	0:29.66	52.6 (200-0)	0:28.48 [4]	0:13.99 [4]						
	(6)	R E Harrison	2.1L (+14)	0:43.40	200-0 (0:13.99)	(0:14.49)	(0:13.99)						
4	1	Rakero Maddie	2:28.19	0:28.47	55.2 (1980 - 1800)	0:28.80 [5]	0:14.23 [5]						
	(1)	G D Smith	4.5L (+0)	0:43.75	200-0 (0:14.23)	(0:14.56)	(0:14.23)						
5	5	Rosetta Road	2:28.37	0:28.29	57.1 (1980 - 1800)	0:29.24 [3]	0:14.67 [3]						
	(5)	S J Thornley	5.5L (+2)	0:44.25	400-200 (0:14.57)	(0:14.57)	(0:14.67)						
6	4	Wicked Deal	2:30.30	0:29.28	53.1 (1980 - 1800)	0:30.57 [6]	0:15.66 [6]						
	(4)	D L Dolan	16.5L (+10)	0:45.62	800-600 (0:14.76)	(0:14.92)	(0:15.66)						

Scratched: Loveatfirstlight (#3), Gottagoodfeeling (#8)

Report Created: Fri 01 May 2026

(Note: Races are conducted over an approximate distance as close as possible to the advertised distance, and recorded data may vary accordingly. Official times refer to race times only and do not include handicap times.)

[ ] Position in running at each section and finish    TAB#    Saddle cloth number

Fastest split

-:--:-- No data available at this section

BAR#    Barrier/Gate Position

Fastest section

NA    No data available

DNF    Did not finish

DNT    Did not track

DT-W    Distance travelled compared to winner in metres

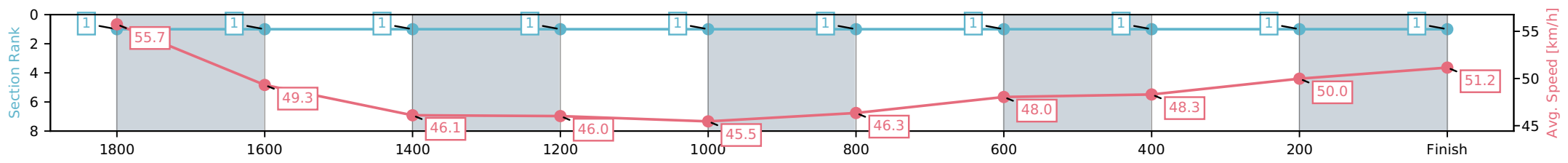
Horse/Jockey Name	Wat Fun/O G Thornley
Finish Rank	1
Fastest Section Time (Section)	0:14.09 (200-0)
Top Speed [km/h] (Section)	57.2 (1980 - 1800)
Race State	Finished



NZ Metropolitan Trotting Club Inc Harness  
 Race 4: THE TODAY HOMES MOBILE PACE - 1980m  
 01 May 2026 - 6:40PM  
 Weather: Cloudy



Section	L1980	L1800	L1600	L1400	L1200	L1000	L800	L600	L400	L200
Section Times	2:27.41 (0:11.12)	2:16.29 [1] (0:14.70)	2:01.59 [1] (0:15.72)	1:45.87 [1] (0:15.64)	1:30.23 [1] (0:15.99)	1:14.24 [1] (0:15.65)	0:58.60 [1] (0:14.99)	0:43.60 [1] (0:15.01)	0:28.59 [1] (0:14.50)	0:14.09 [1] (0:14.09)
Average Speed [km/h]	55.7	49.3	46.1	46.0	45.5	46.3	48.0	48.3	50.0	51.2
Top Speed [km/h]	57.2	52.7	46.8	46.5	46.2	47.3	48.6	49.0	52.0	52.2
Avg. Dist. to Rail [m]	10.4	1.5	1.1	3.0	1.2	1.1	1.1	1.1	1.3	3.6



[ ] Ranking at each section and finish  
 -:-:- No data available at this section  
 NA No data available

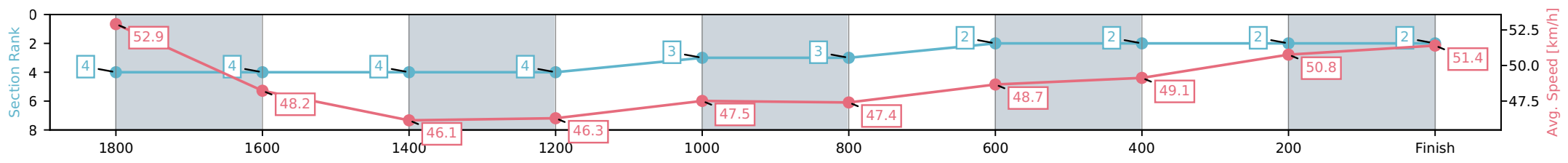
Horse/Jockey Name	Nella Keenan/R T May
Finish Rank	2
Fastest Section Time (Section)	0:14.01 (200-0)
Top Speed [km/h] (Section)	54.3 (1980 - 1800)
Race State	Finished



NZ Metropolitan Trotting Club Inc Harness  
 Race 4: THE TODAY HOMES MOBILE PACE - 1980m  
 01 May 2026 - 6:40PM  
 Weather: Cloudy



Section	L1980	L1800	L1600	L1400	L1200	L1000	L800	L600	L400	L200
Section Times	2:27.47 (0:11.88)	2:15.59 [4] (0:15.07)	2:00.52 [4] (0:15.73)	1:44.79 [4] (0:15.56)	1:29.23 [3] (0:15.52)	1:13.72 [3] (0:15.51)	0:58.20 [2] (0:14.80)	0:43.40 [2] (0:14.93)	0:28.47 [2] (0:14.46)	0:14.01 [2] (0:14.01)
Average Speed [km/h]	52.9	48.2	46.1	46.3	47.5	47.4	48.7	49.1	50.8	51.4
Top Speed [km/h]	54.3	49.4	47.9	47.4	48.4	48.2	49.6	49.9	52.1	52.2
Avg. Dist. to Rail [m]	6.6	1.7	1.3	3.5	2.9	2.9	2.9	2.7	3.0	5.3



[ ] Ranking at each section and finish  
 -:-:- No data available at this section  
 NA No data available

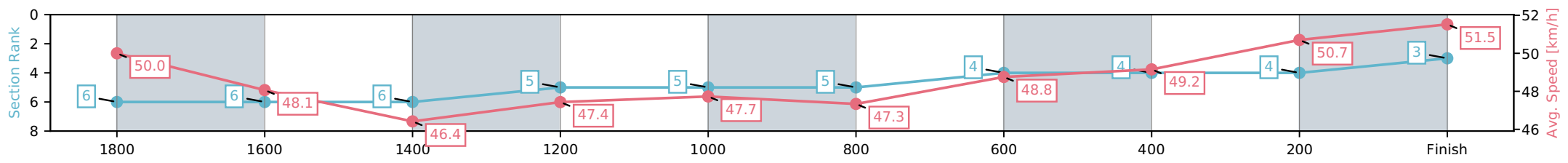
Horse/Jockey Name	Ashes Of Midnight/R E Harrison
Finish Rank	3
Fastest Section Time (Section)	0:13.99 (200-0)
Top Speed [km/h] (Section)	52.6 (200-0)
Race State	Finished



NZ Metropolitan Trotting Club Inc Harness  
 Race 4: THE TODAY HOMES MOBILE PACE - 1980m  
 01 May 2026 - 6:40PM  
 Weather: Cloudy



Section	L1980	L1800	L1600	L1400	L1200	L1000	L800	L600	L400	L200
Section Times	2:27.77 (0:12.52)	2:15.25 [6] (0:15.19)	2:00.06 [6] (0:15.68)	1:44.38 [5] (0:15.18)	1:29.21 [5] (0:15.49)	1:13.72 [5] (0:15.53)	0:58.18 [4] (0:14.78)	0:43.40 [4] (0:14.92)	0:28.48 [4] (0:14.49)	0:13.99 [3] (0:13.99)
Average Speed [km/h]	50.0	48.1	46.4	47.4	47.7	47.3	48.8	49.2	50.7	51.5
Top Speed [km/h]	52.3	50.0	48.9	48.8	48.7	48.2	49.9	50.7	52.4	52.6
Avg. Dist. to Rail [m]	9.9	2.4	1.7	4.8	3.2	3.0	2.9	2.7	3.4	6.9



[ ] Ranking at each section and finish  
 -:-:- No data available at this section  
 NA No data available

Horse/Jockey Name	Rakero Maddie/G D Smith
Finish Rank	4
Fastest Section Time (Section)	0:14.23 (200-0)
Top Speed [km/h] (Section)	55.2 (1980 - 1800)
Race State	Finished



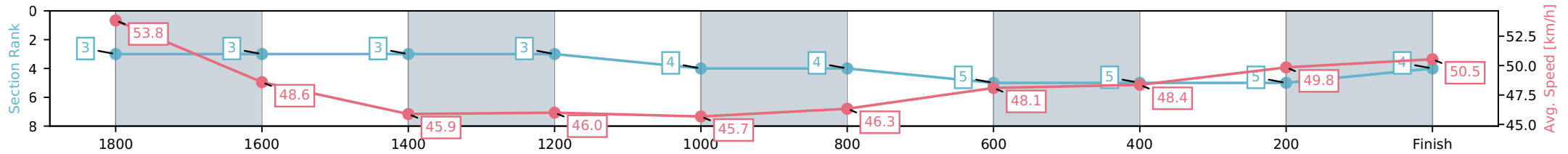
NZ Metropolitan Trotting Club Inc Harness  
 Race 4: THE TODAY HOMES MOBILE PACE - 1980m



01 May 2026 - 6:40PM

Weather: Cloudy

Section	L1980	L1800	L1600	L1400	L1200	L1000	L800	L600	L400	L200
Section Times	2:28.19 (0:11.62)	2:16.57 [3] (0:14.84)	2:01.73 [3] (0:15.78)	1:45.95 [3] (0:15.66)	1:30.29 [4] (0:15.92)	1:14.37 [4] (0:15.64)	0:58.74 [5] (0:14.98)	0:43.76 [5] (0:14.96)	0:28.80 [5] (0:14.56)	0:14.23 [4] (0:14.23)
Average Speed [km/h]	53.8	48.6	45.9	46.0	45.7	46.3	48.1	48.4	49.8	50.5
Top Speed [km/h]	55.2	50.4	47.2	46.4	47.1	47.2	49.4	49.6	51.7	52.0
Avg. Dist. to Rail [m]	4.3	0.7	0.9	3.1	1.3	1.0	0.9	1.0	1.6	3.7



- [ ] Ranking at each section and finish
- :-:- No data available at this section
- NA No data available

Horse/Jockey Name	Rosetta Road/S J Thornley
Finish Rank	5
Fastest Section Time (Section)	0:14.57 (400-200)
Top Speed [km/h] (Section)	57.1 (1980 - 1800)
Race State	Finished



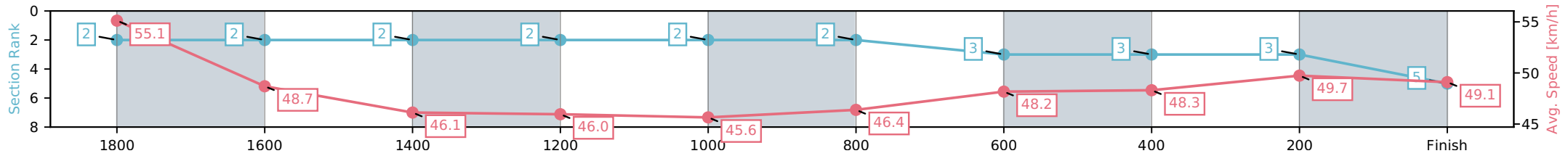
NZ Metropolitan Trotting Club Inc Harness  
 Race 4: THE TODAY HOMES MOBILE PACE - 1980m



01 May 2026 - 6:40PM

Weather: Cloudy

Section	L1980	L1800	L1600	L1400	L1200	L1000	L800	L600	L400	L200
Section Times	2:28.37 (0:11.31)	2:17.06 [2] (0:14.90)	2:02.16 [2] (0:15.72)	1:46.44 [2] (0:15.67)	1:30.78 [2] (0:15.92)	1:14.85 [2] (0:15.64)	0:59.20 [3] (0:14.95)	0:44.25 [3] (0:15.01)	0:29.24 [3] (0:14.57)	0:14.67 [5] (0:14.67)
Average Speed [km/h]	55.1	48.7	46.1	46.0	45.6	46.4	48.2	48.3	49.7	49.1
Top Speed [km/h]	57.1	50.5	47.3	46.4	46.4	47.3	48.9	49.1	51.1	51.0
Avg. Dist. to Rail [m]	7.8	1.4	1.1	3.0	1.3	1.2	1.2	1.1	1.1	1.5



- [ ] Ranking at each section and finish
- :-:- No data available at this section
- NA No data available

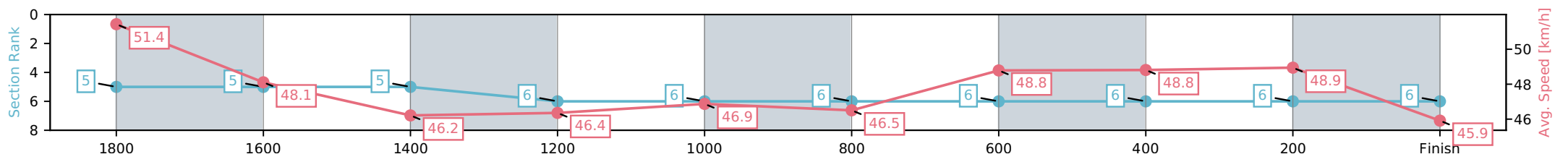
Horse/Jockey Name	Wicked Deal/D L Dolan
Finish Rank	6
Fastest Section Time (Section)	0:14.76 (800-600)
Top Speed [km/h] (Section)	53.1 (1980 - 1800)
Race State	Finished



NZ Metropolitan Trotting Club Inc Harness  
 Race 4: THE TODAY HOMES MOBILE PACE - 1980m  
 01 May 2026 - 6:40PM  
 Weather: Cloudy



Section	L1980	L1800	L1600	L1400	L1200	L1000	L800	L600	L400	L200
Section Times	2:30.30 (0:12.18)	2:18.12 [5] (0:15.15)	2:02.97 [5] (0:15.73)	1:47.24 [6] (0:15.52)	1:31.72 [6] (0:15.55)	1:16.16 [6] (0:15.79)	1:00.37 [6] (0:14.76)	0:45.61 [6] (0:15.04)	0:30.57 [6] (0:14.92)	0:15.66 [6] (0:15.66)
Average Speed [km/h]	51.4	48.1	46.2	46.4	46.9	46.5	48.8	48.8	48.9	45.9
Top Speed [km/h]	53.1	49.8	48.8	47.5	47.9	48.3	50.2	50.0	49.3	48.5
Avg. Dist. to Rail [m]	7.8	2.1	1.4	3.4	1.6	2.4	2.8	2.7	2.1	2.8



[ ] Ranking at each section and finish  
 -:-:- No data available at this section  
 NA No data available