



# NZ Metropolitan Trotting Club Inc Harness

Race 6: NICK & TINA - RAINE & HORNE REAL ESTATE HANDICAP PACE - 2600m

01 May 2026 - 7:59PM

Weather: Cloudy



|              |           |           |           |           |           |           |           |           |
|--------------|-----------|-----------|-----------|-----------|-----------|-----------|-----------|-----------|
| Field Times  | 3:17.87   | 3:01.24   | 2:47.41   | 2:32.67   | 2:17.91   | 2:02.89   | 1:48.13   | 1:32.18   |
| (Race Tempo) | (0:16.63) | (0:13.83) | (0:14.73) | (0:14.76) | (0:15.03) | (0:14.76) | (0:15.95) | (0:16.42) |

| Rank | TAB#   | Horse           | Overall Time  | First 400m | Top Speed km/h (Section) | L2600        | L2400        | L2200        | L2000        | L1800        | L1600        | L1400        | L1200        |
|------|--------|-----------------|---------------|------------|--------------------------|--------------|--------------|--------------|--------------|--------------|--------------|--------------|--------------|
|      | (BAR#) | Driver          | Margin (DT-W) | Last 600m  | Fastest Section (Time)   | Start - 2400 | 2400 - 2200  | 2200 - 2000  | 2000 - 1800  | 1800 - 1600  | 1600 - 1400  | 1400 - 1200  | 1200 - 1000  |
| 1    | 10     | Tanzania        | 3:17.87       | 0:33.21    | 54.3 (200-0)             | 3:17.87      | 2:58.87 [10] | 2:44.66 [9]  | 2:29.76 [9]  | 2:15.62 [9]  | 2:00.82 [9]  | 1:45.71 [9]  | 1:30.14 [9]  |
|      | (2)    | R T May         |               | 0:43.04    | 200-0 (0:13.57)          | (0:19.00)    | (0:14.21)    | (0:14.90)    | (0:14.14)    | (0:14.80)    | (0:15.11)    | (0:15.56)    | (0:16.22)    |
| 2    | 7      | Bryce's Meddle  | 3:17.99       | 0:30.47    | 55.8 (2400-2200)         | 3:17.99      | 3:01.21 [2]  | 2:47.52 [1]  | 2:32.79 [1]  | 2:18.03 [1]  | 2:02.96 [2]  | 1:47.95 [2]  | 1:31.97 [2]  |
|      | (6)    | R D Close       | 0.6L (-16)    | 0:44.21    | 2400-2200 (0:13.69)      | (0:16.78)    | (0:13.69)    | (0:14.73)    | (0:14.76)    | (0:15.07)    | (0:15.02)    | (0:15.98)    | (0:16.44)    |
| 3    | 9      | Lester          | 3:18.11       | 0:32.80    | 52.9 (200-0)             | 3:18.11      | 2:59.60 [9]  | 2:45.31 [8]  | 2:30.59 [8]  | 2:16.38 [8]  | 2:01.43 [8]  | 1:46.29 [8]  | 1:30.74 [8]  |
|      | (1)    | J C Morrison    | 1.4L (+3)     | 0:43.59    | 200-0 (0:13.87)          | (0:18.51)    | (0:14.29)    | (0:14.72)    | (0:14.21)    | (0:14.96)    | (0:15.13)    | (0:15.56)    | (0:16.20)    |
| 4    | 6      | Tempo Warrior   | 3:18.18       | 0:31.26    | 52.1 (2400-2200)         | 3:18.18      | 3:01.23 [3]  | 2:46.92 [3]  | 2:32.19 [3]  | 2:17.47 [4]  | 2:02.42 [4]  | 1:47.33 [4]  | 1:31.71 [4]  |
|      | (5)    | S J Ottley      | 1.8L (-9)     | 0:44.54    | 2400-2200 (0:14.31)      | (0:16.95)    | (0:14.31)    | (0:14.73)    | (0:14.72)    | (0:15.05)    | (0:15.09)    | (0:15.61)    | (0:16.20)    |
| 5    | 1      | Arma Hunter     | 3:18.31       | 0:32.01    | 53.0 (2000-1800)         | 3:18.31      | 3:00.53 [5]  | 2:46.30 [5]  | 2:31.57 [5]  | 2:17.69 [3]  | 2:03.33 [1]  | 1:48.57 [1]  | 1:32.62 [1]  |
|      | (1)    | R E Harrison    | 2.5L (-11)    | 0:44.82    | 2000-1800 (0:13.87)      | (0:17.78)    | (0:14.23)    | (0:14.73)    | (0:13.87)    | (0:14.37)    | (0:14.76)    | (0:15.95)    | (0:16.42)    |
| 6    | 4      | Bettor Be Sharp | 3:18.61       | 0:33.59    | 53.4 (200-0)             | 3:18.61      | 3:00.24 [8]  | 2:45.03 [10] | 2:29.89 [10] | 2:15.48 [10] | 2:00.40 [10] | 1:45.56 [10] | 1:30.57 [10] |
|      | (3)    | S E O'Reilly    | 4.2L (+3)     | 0:43.47    | 200-0 (0:13.89)          | (0:18.37)    | (0:15.22)    | (0:15.14)    | (0:14.41)    | (0:15.08)    | (0:14.84)    | (0:14.99)    | (0:16.21)    |
| 7    | 8      | Biggles         | 3:18.65       | 0:30.86    | 53.4 (2600 - 2400)       | 3:18.65      | 3:02.02 [1]  | 2:47.79 [2]  | 2:33.02 [2]  | 2:18.24 [2]  | 2:03.47 [3]  | 1:48.38 [3]  | 1:32.29 [3]  |
|      | (7)    | R D Holmes      | 4.5L (-23)    | 0:44.45    | 2400-2200 (0:14.23)      | (0:16.63)    | (0:14.23)    | (0:14.77)    | (0:14.78)    | (0:14.77)    | (0:15.09)    | (0:16.09)    | (0:16.44)    |
| 8    | 2      | Teds Legacy     | 3:18.82       | 0:32.32    | 51.9 (2600 - 2400)       | 3:18.82      | 3:00.70 [7]  | 2:46.50 [6]  | 2:31.89 [6]  | 2:17.42 [7]  | 2:02.40 [7]  | 1:47.22 [7]  | 1:31.89 [6]  |
|      | (1)    | J F Curtin      | 5.4L (-20)    | 0:44.41    | 2400-2200 (0:14.20)      | (0:18.12)    | (0:14.20)    | (0:14.61)    | (0:14.47)    | (0:15.02)    | (0:15.19)    | (0:15.32)    | (0:16.19)    |
| 9    | 3      | Commander Ben   | 3:18.88       | 0:32.38    | 52.1 (2400-2200)         | 3:18.88      | 3:00.84 [6]  | 2:46.50 [7]  | 2:31.78 [7]  | 2:17.51 [6]  | 2:02.51 [6]  | 1:47.37 [6]  | 1:31.84 [7]  |
|      | (2)    | H V Douglas     | 5.7L (+2)     | 0:44.66    | 2000-1800 (0:14.27)      | (0:18.04)    | (0:14.34)    | (0:14.72)    | (0:14.27)    | (0:15.00)    | (0:15.14)    | (0:15.54)    | (0:16.22)    |
| 10   | 5      | Crimson Tide    | 3:19.59       | 0:31.63    | 53.8 (2600 - 2400)       | 3:19.59      | 3:02.27 [4]  | 2:47.95 [4]  | 2:33.25 [4]  | 2:18.55 [5]  | 2:03.52 [5]  | 1:48.40 [5]  | 1:32.82 [5]  |
|      | (4)    | A M Butt        | 9.8L (-7)     | 0:45.65    | 2400-2200 (0:14.31)      | (0:17.32)    | (0:14.31)    | (0:14.70)    | (0:14.70)    | (0:15.03)    | (0:15.13)    | (0:15.58)    | (0:16.20)    |

Report Created: Fri 01 May 2026

(Note: Races are conducted over an approximate distance as close as possible to the advertised distance, and recorded data may vary accordingly. Official times refer to race times only and do not include handicap times.)

[ ] Position in running at each section and finish TAB# Saddle cloth number

[ ] Fastest split

-:--:-- No data available at this section

BAR# Barrier/Gate Position

[█] Fastest section

NA No data available

DNF Did not finish

DNT Did not track

DT-W Distance travelled compared to winner in metres



# NZ Metropolitan Trotting Club Inc Harness

Race 6: NICK & TINA - RAINE & HORNE REAL ESTATE HANDICAP PACE - 2600m

01 May 2026 - 7:59PM

Weather: Cloudy



|              |           |           |           |           |           |
|--------------|-----------|-----------|-----------|-----------|-----------|
| Field Times  | 1:15.76   | 0:59.71   | 0:44.39   | 0:29.24   | 0:14.47   |
| (Race Tempo) | (0:16.05) | (0:15.32) | (0:15.15) | (0:14.76) | (0:14.47) |

| Rank | TAB#   | Horse           | Overall Time  | First 400m | Top Speed km/h (Section) | L1000        | L800         | L600         | L400         | L200         |  |  |  |
|------|--------|-----------------|---------------|------------|--------------------------|--------------|--------------|--------------|--------------|--------------|--|--|--|
|      | (BAR#) | Driver          | Margin (DT-W) | Last 600m  | Fastest Section (Time)   | 1000 - 800   | 800 - 600    | 600 - 400    | 400 - 200    | 200 - Finish |  |  |  |
| 1    | 10     | Tanzania        | 3:17.87       | 0:33.21    | 54.3 (200-0)             | 1:13.93 [9]  | 0:58.11 [9]  | 0:43.04 [9]  | 0:27.84 [9]  | 0:13.57 [8]  |  |  |  |
|      | (2)    | R T May         |               | 0:43.04    | 200-0 (0:13.57)          | (0:15.82)    | (0:15.07)    | (0:15.20)    | (0:14.27)    | (0:13.57)    |  |  |  |
| 2    | 7      | Bryce's Meddle  | 3:17.99       | 0:30.47    | 55.8 (2400-2200)         | 1:15.53 [2]  | 0:59.51 [2]  | 0:44.20 [3]  | 0:29.04 [3]  | 0:14.35 [3]  |  |  |  |
|      | (6)    | R D Close       | 0.6L (-16)    | 0:44.21    | 2400-2200 (0:13.69)      | (0:16.02)    | (0:15.30)    | (0:15.16)    | (0:14.70)    | (0:14.35)    |  |  |  |
| 3    | 9      | Lester          | 3:18.11       | 0:32.80    | 52.9 (200-0)             | 1:14.54 [8]  | 0:58.71 [8]  | 0:43.59 [8]  | 0:28.41 [8]  | 0:13.87 [7]  |  |  |  |
|      | (1)    | J C Morrison    | 1.4L (+3)     | 0:43.59    | 200-0 (0:13.87)          | (0:15.83)    | (0:15.12)    | (0:15.18)    | (0:14.54)    | (0:13.87)    |  |  |  |
| 4    | 6      | Tempo Warrior   | 3:18.18       | 0:31.26    | 52.1 (2400-2200)         | 1:15.52 [3]  | 0:59.68 [3]  | 0:44.54 [2]  | 0:29.35 [2]  | 0:14.67 [2]  |  |  |  |
|      | (5)    | S J Ottley      | 1.8L (-9)     | 0:44.54    | 2400-2200 (0:14.31)      | (0:15.83)    | (0:15.14)    | (0:15.19)    | (0:14.68)    | (0:14.67)    |  |  |  |
| 5    | 1      | Arma Hunter     | 3:18.31       | 0:32.01    | 53.0 (2000-1800)         | 1:16.20 [1]  | 1:00.15 [1]  | 0:44.83 [1]  | 0:29.68 [1]  | 0:14.91 [1]  |  |  |  |
|      | (1)    | R E Harrison    | 2.5L (-11)    | 0:44.82    | 2000-1800 (0:13.87)      | (0:16.05)    | (0:15.32)    | (0:15.15)    | (0:14.76)    | (0:14.91)    |  |  |  |
| 6    | 4      | Bettor Be Sharp | 3:18.61       | 0:33.59    | 53.4 (200-0)             | 1:14.37 [10] | 0:58.50 [10] | 0:43.47 [10] | 0:28.16 [10] | 0:13.89 [10] |  |  |  |
|      | (3)    | S E O'Reilly    | 4.2L (+3)     | 0:43.47    | 200-0 (0:13.89)          | (0:15.87)    | (0:15.03)    | (0:15.31)    | (0:14.27)    | (0:13.89)    |  |  |  |
| 7    | 8      | Biggles         | 3:18.65       | 0:30.86    | 53.4 (2600 - 2400)       | 1:15.85 [4]  | 0:59.84 [5]  | 0:44.45 [5]  | 0:29.43 [5]  | 0:14.64 [5]  |  |  |  |
|      | (7)    | R D Holmes      | 4.5L (-23)    | 0:44.45    | 2400-2200 (0:14.23)      | (0:16.01)    | (0:15.39)    | (0:15.02)    | (0:14.79)    | (0:14.64)    |  |  |  |
| 8    | 2      | Teds Legacy     | 3:18.82       | 0:32.32    | 51.9 (2600 - 2400)       | 1:15.71 [6]  | 0:59.72 [7]  | 0:44.41 [7]  | 0:29.18 [7]  | 0:14.49 [9]  |  |  |  |
|      | (1)    | J F Curtin      | 5.4L (-20)    | 0:44.41    | 2400-2200 (0:14.20)      | (0:15.99)    | (0:15.30)    | (0:15.23)    | (0:14.69)    | (0:14.49)    |  |  |  |
| 9    | 3      | Commander Ben   | 3:18.88       | 0:32.38    | 52.1 (2400-2200)         | 1:15.61 [7]  | 0:59.80 [6]  | 0:44.67 [6]  | 0:29.46 [6]  | 0:14.68 [6]  |  |  |  |
|      | (2)    | H V Douglas     | 5.7L (+2)     | 0:44.66    | 2000-1800 (0:14.27)      | (0:15.81)    | (0:15.13)    | (0:15.20)    | (0:14.78)    | (0:14.68)    |  |  |  |
| 10   | 5      | Crimson Tide    | 3:19.59       | 0:31.63    | 53.8 (2600 - 2400)       | 1:16.62 [5]  | 1:00.80 [4]  | 0:45.65 [4]  | 0:30.46 [4]  | 0:15.64 [4]  |  |  |  |
|      | (4)    | A M Butt        | 9.8L (-7)     | 0:45.65    | 2400-2200 (0:14.31)      | (0:15.83)    | (0:15.14)    | (0:15.20)    | (0:14.81)    | (0:15.64)    |  |  |  |

Report Created: Fri 01 May 2026

(Note: Races are conducted over an approximate distance as close as possible to the advertised distance, and recorded data may vary accordingly. Official times refer to race times only and do not include handicap times.)

[ ] Position in running at each section and finish    TAB# Saddle cloth number  
 -:-:- No data available at this section    BAR# Barrier/Gate Position  
 NA No data available    DNF Did not finish  
 DNT Did not track    DT-W Distance travelled compared to winner in metres

Fastest split  
 Fastest section

|                                |                  |
|--------------------------------|------------------|
| Horse/Jockey Name              | Tanzania/R T May |
| Finish Rank                    | 1                |
| Fastest Section Time (Section) | 0:13.57 (200-0)  |
| Top Speed [km/h] (Section)     | 54.3 (200-0)     |
| Race State                     | Finished         |



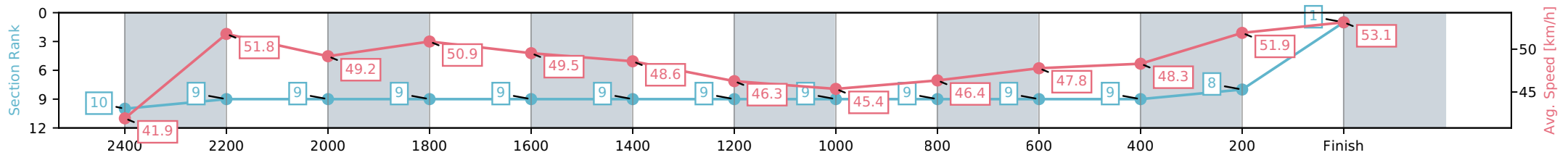
NZ Metropolitan Trotting Club Inc Harness  
 Race 6: NICK & TINA - RAINE & HORNE REAL ESTATE  
 HANDICAP PACE - 2600m



01 May 2026 - 7:59PM

Weather: Cloudy

| Section                | L2600                | L2400                    | L2200                    | L2000                    | L1800                    | L1600                    | L1400                    | L1200                    | L1000                    | L800                     | L600                     | L400                     | L200                     |
|------------------------|----------------------|--------------------------|--------------------------|--------------------------|--------------------------|--------------------------|--------------------------|--------------------------|--------------------------|--------------------------|--------------------------|--------------------------|--------------------------|
| Section Times          | 3:17.87<br>(0:19.00) | 2:58.87 [9]<br>(0:14.21) | 2:44.66 [9]<br>(0:14.90) | 2:29.76 [9]<br>(0:14.14) | 2:15.62 [9]<br>(0:14.80) | 2:00.82 [9]<br>(0:15.11) | 1:45.71 [9]<br>(0:15.56) | 1:30.14 [9]<br>(0:16.22) | 1:13.93 [9]<br>(0:15.82) | 0:58.11 [9]<br>(0:15.07) | 0:43.04 [9]<br>(0:15.20) | 0:27.84 [8]<br>(0:14.27) | 0:13.57 [1]<br>(0:13.57) |
| Average Speed [km/h]   | 41.9                 | 51.8                     | 49.2                     | 50.9                     | 49.5                     | 48.6                     | 46.3                     | 45.4                     | 46.4                     | 47.8                     | 48.3                     | 51.9                     | 53.1                     |
| Top Speed [km/h]       | 52.2                 | 52.5                     | 51.3                     | 51.6                     | 50.7                     | 49.3                     | 48.1                     | 46.8                     | 47.3                     | 48.2                     | 50.1                     | 53.4                     | 54.3                     |
| Avg. Dist. to Rail [m] | 7.3                  | 2.8                      | 2.7                      | 3.3                      | 3.0                      | 2.7                      | 4.5                      | 2.7                      | 2.8                      | 3.4                      | 2.9                      | 5.0                      | 8.7                      |



- [ ] Ranking at each section and finish
- :-:- No data available at this section
- NA No data available

|                                |                          |
|--------------------------------|--------------------------|
| Horse/Jockey Name              | Bryce's Meddle/R D Close |
| Finish Rank                    | 2                        |
| Fastest Section Time (Section) | 0:13.69 (2400-2200)      |
| Top Speed [km/h] (Section)     | 55.8 (2400-2200)         |
| Race State                     | Finished                 |



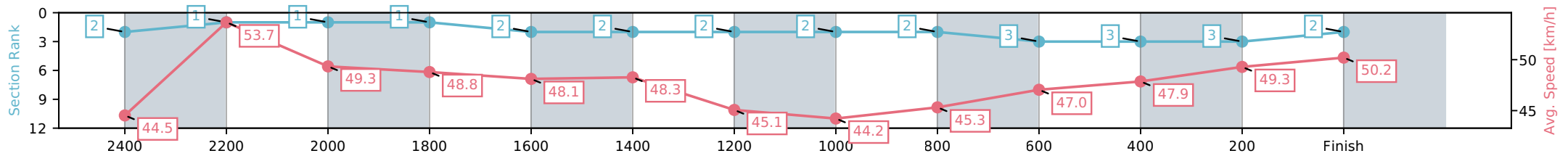
NZ Metropolitan Trotting Club Inc Harness  
 Race 6: NICK & TINA - RAINE & HORNE REAL ESTATE  
 HANDICAP PACE - 2600m



01 May 2026 - 7:59PM

Weather: Cloudy

| Section                | L2600                | L2400                    | L2200                    | L2000                    | L1800                    | L1600                    | L1400                    | L1200                    | L1000                    | L800                     | L600                     | L400                     | L200                     |
|------------------------|----------------------|--------------------------|--------------------------|--------------------------|--------------------------|--------------------------|--------------------------|--------------------------|--------------------------|--------------------------|--------------------------|--------------------------|--------------------------|
| Section Times          | 3:17.99<br>(0:16.78) | 3:01.21 [1]<br>(0:13.69) | 2:47.52 [1]<br>(0:14.73) | 2:32.79 [1]<br>(0:14.76) | 2:18.03 [2]<br>(0:15.07) | 2:02.96 [2]<br>(0:15.02) | 1:47.95 [2]<br>(0:15.98) | 1:31.97 [2]<br>(0:16.44) | 1:15.53 [2]<br>(0:16.02) | 0:59.51 [3]<br>(0:15.30) | 0:44.20 [3]<br>(0:15.16) | 0:29.04 [3]<br>(0:14.70) | 0:14.35 [2]<br>(0:14.35) |
| Average Speed [km/h]   | 44.5                 | 53.7                     | 49.3                     | 48.8                     | 48.1                     | 48.3                     | 45.1                     | 44.2                     | 45.3                     | 47.0                     | 47.9                     | 49.3                     | 50.2                     |
| Top Speed [km/h]       | 55.5                 | 55.8                     | 51.5                     | 49.1                     | 48.9                     | 49.0                     | 46.7                     | 45.4                     | 46.0                     | 47.7                     | 49.0                     | 51.2                     | 51.5                     |
| Avg. Dist. to Rail [m] | 9.2                  | 2.6                      | 1.6                      | 1.8                      | 1.3                      | 1.1                      | 2.4                      | 1.3                      | 1.3                      | 1.8                      | 1.3                      | 1.0                      | 1.5                      |



- [ ] Ranking at each section and finish
- :-:- No data available at this section
- NA No data available

|                                |                     |
|--------------------------------|---------------------|
| Horse/Jockey Name              | Lester/J C Morrison |
| Finish Rank                    | 3                   |
| Fastest Section Time (Section) | 0:13.87 (200-0)     |
| Top Speed [km/h] (Section)     | 52.9 (200-0)        |
| Race State                     | Finished            |



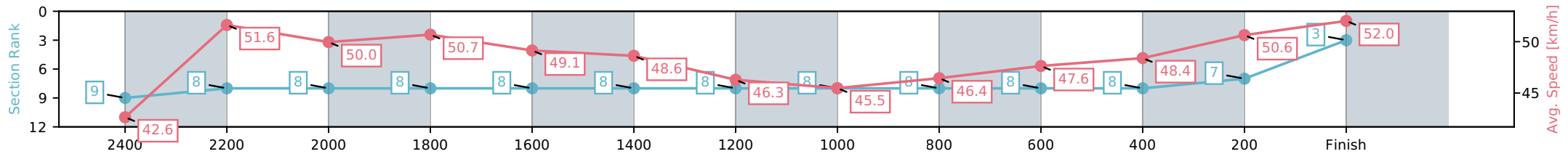
NZ Metropolitan Trotting Club Inc Harness  
 Race 6: NICK & TINA - RAINE & HORNE REAL ESTATE  
 HANDICAP PACE - 2600m



01 May 2026 - 7:59PM

Weather: Cloudy

| Section                | L2600                | L2400                    | L2200                    | L2000                    | L1800                    | L1600                    | L1400                    | L1200                    | L1000                    | L800                     | L600                     | L400                     | L200                     |
|------------------------|----------------------|--------------------------|--------------------------|--------------------------|--------------------------|--------------------------|--------------------------|--------------------------|--------------------------|--------------------------|--------------------------|--------------------------|--------------------------|
| Section Times          | 3:18.11<br>(0:18.51) | 2:59.60 [8]<br>(0:14.29) | 2:45.31 [8]<br>(0:14.72) | 2:30.59 [8]<br>(0:14.21) | 2:16.38 [8]<br>(0:14.96) | 2:01.43 [8]<br>(0:15.13) | 1:46.29 [8]<br>(0:15.56) | 1:30.74 [8]<br>(0:16.20) | 1:14.54 [8]<br>(0:15.83) | 0:58.71 [8]<br>(0:15.12) | 0:43.59 [8]<br>(0:15.18) | 0:28.41 [7]<br>(0:14.54) | 0:13.87 [3]<br>(0:13.87) |
| Average Speed [km/h]   | 42.6                 | 51.6                     | 50.0                     | 50.7                     | 49.1                     | 48.6                     | 46.3                     | 45.5                     | 46.4                     | 47.6                     | 48.4                     | 50.6                     | 52.0                     |
| Top Speed [km/h]       | 52.5                 | 52.1                     | 52.0                     | 51.5                     | 49.5                     | 49.3                     | 48.0                     | 46.9                     | 47.2                     | 48.0                     | 49.9                     | 52.2                     | 52.9                     |
| Avg. Dist. to Rail [m] | 5.5                  | 3.0                      | 3.0                      | 3.1                      | 3.2                      | 3.0                      | 4.4                      | 2.9                      | 2.9                      | 3.2                      | 2.9                      | 4.0                      | 7.0                      |



- [ ] Ranking at each section and finish
- :-:- No data available at this section
- NA No data available

|                                |                          |
|--------------------------------|--------------------------|
| Horse/Jockey Name              | Tempo Warrior/S J Ottley |
| Finish Rank                    | 4                        |
| Fastest Section Time (Section) | 0:14.31 (2400-2200)      |
| Top Speed [km/h] (Section)     | 52.1 (2400-2200)         |
| Race State                     | Finished                 |



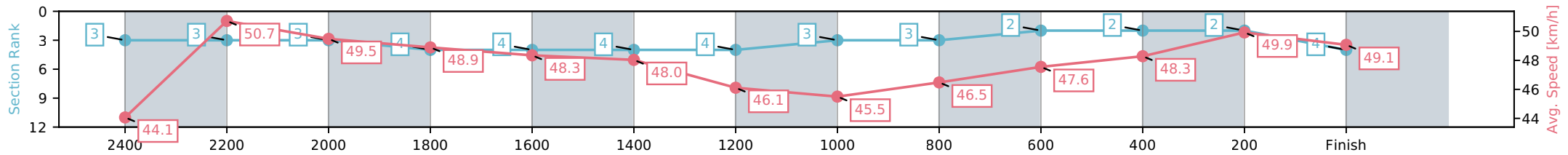
NZ Metropolitan Trotting Club Inc Harness  
 Race 6: NICK & TINA - RAINE & HORNE REAL ESTATE  
 HANDICAP PACE - 2600m



01 May 2026 - 7:59PM

Weather: Cloudy

| Section                | L2600                | L2400                    | L2200                    | L2000                    | L1800                    | L1600                    | L1400                    | L1200                    | L1000                    | L800                     | L600                     | L400                     | L200                     |
|------------------------|----------------------|--------------------------|--------------------------|--------------------------|--------------------------|--------------------------|--------------------------|--------------------------|--------------------------|--------------------------|--------------------------|--------------------------|--------------------------|
| Section Times          | 3:18.18<br>(0:16.95) | 3:01.23 [3]<br>(0:14.31) | 2:46.92 [3]<br>(0:14.73) | 2:32.19 [4]<br>(0:14.72) | 2:17.47 [4]<br>(0:15.05) | 2:02.42 [4]<br>(0:15.09) | 1:47.33 [4]<br>(0:15.61) | 1:31.71 [3]<br>(0:16.20) | 1:15.52 [3]<br>(0:15.83) | 0:59.68 [2]<br>(0:15.14) | 0:44.54 [2]<br>(0:15.19) | 0:29.35 [2]<br>(0:14.68) | 0:14.67 [4]<br>(0:14.67) |
| Average Speed [km/h]   | 44.1                 | 50.7                     | 49.5                     | 48.9                     | 48.3                     | 48.0                     | 46.1                     | 45.5                     | 46.5                     | 47.6                     | 48.3                     | 49.9                     | 49.1                     |
| Top Speed [km/h]       | 52.1                 | 52.1                     | 50.9                     | 49.1                     | 49.0                     | 48.6                     | 48.5                     | 46.6                     | 47.3                     | 47.9                     | 49.6                     | 50.1                     | 50.2                     |
| Avg. Dist. to Rail [m] | 6.3                  | 1.0                      | 1.7                      | 1.7                      | 1.5                      | 1.1                      | 3.4                      | 2.9                      | 3.0                      | 3.4                      | 2.8                      | 2.8                      | 5.0                      |



- [ ] Ranking at each section and finish
- :-:- No data available at this section
- NA No data available

|                                |                          |
|--------------------------------|--------------------------|
| Horse/Jockey Name              | Arma Hunter/R E Harrison |
| Finish Rank                    | 5                        |
| Fastest Section Time (Section) | 0:13.87 (2000-1800)      |
| Top Speed [km/h] (Section)     | 53.0 (2000-1800)         |
| Race State                     | Finished                 |



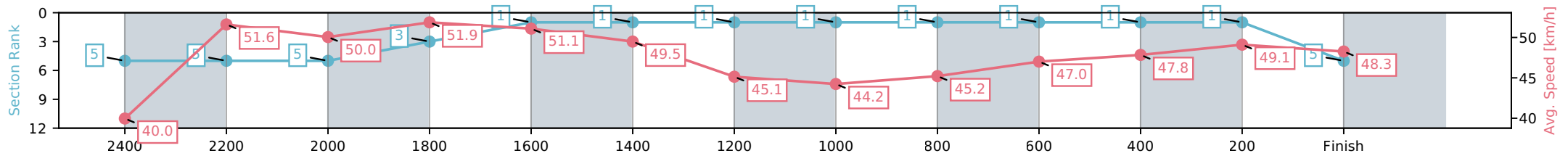
NZ Metropolitan Trotting Club Inc Harness  
 Race 6: NICK & TINA - RAINE & HORNE REAL ESTATE  
 HANDICAP PACE - 2600m



01 May 2026 - 7:59PM

Weather: Cloudy

| Section                | L2600                | L2400                    | L2200                    | L2000                    | L1800                    | L1600                    | L1400                    | L1200                    | L1000                    | L800                     | L600                     | L400                     | L200                     |
|------------------------|----------------------|--------------------------|--------------------------|--------------------------|--------------------------|--------------------------|--------------------------|--------------------------|--------------------------|--------------------------|--------------------------|--------------------------|--------------------------|
| Section Times          | 3:18.31<br>(0:17.78) | 3:00.53 [5]<br>(0:14.23) | 2:46.30 [5]<br>(0:14.73) | 2:31.57 [3]<br>(0:13.87) | 2:17.69 [1]<br>(0:14.37) | 2:03.33 [1]<br>(0:14.76) | 1:48.57 [1]<br>(0:15.95) | 1:32.62 [1]<br>(0:16.42) | 1:16.20 [1]<br>(0:16.05) | 1:00.15 [1]<br>(0:15.32) | 0:44.83 [1]<br>(0:15.15) | 0:29.68 [1]<br>(0:14.76) | 0:14.91 [5]<br>(0:14.91) |
| Average Speed [km/h]   | 40.0                 | 51.6                     | 50.0                     | 51.9                     | 51.1                     | 49.5                     | 45.1                     | 44.2                     | 45.2                     | 47.0                     | 47.8                     | 49.1                     | 48.3                     |
| Top Speed [km/h]       | 50.1                 | 52.0                     | 51.4                     | 53.0                     | 51.5                     | 51.1                     | 46.8                     | 45.0                     | 45.8                     | 47.5                     | 48.8                     | 49.7                     | 49.8                     |
| Avg. Dist. to Rail [m] | 4.2                  | 2.6                      | 3.3                      | 3.6                      | 2.9                      | 1.8                      | 2.3                      | 1.2                      | 1.2                      | 1.7                      | 1.2                      | 1.3                      | 3.3                      |



- [ ] Ranking at each section and finish
- :-:- No data available at this section
- NA No data available

|                                |                              |
|--------------------------------|------------------------------|
| Horse/Jockey Name              | Bettor Be Sharp/S E O'Reilly |
| Finish Rank                    | 6                            |
| Fastest Section Time (Section) | 0:13.89 (200-0)              |
| Top Speed [km/h] (Section)     | 53.4 (200-0)                 |
| Race State                     | Finished                     |



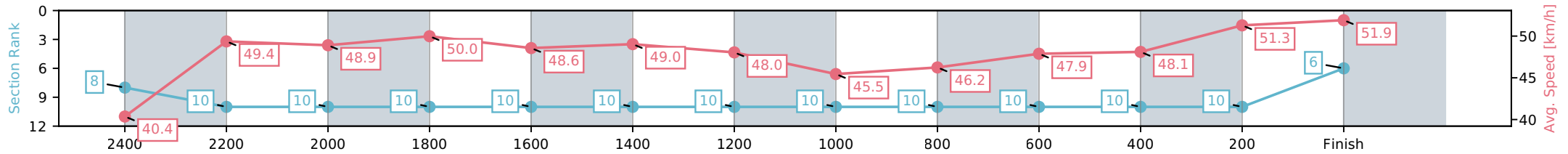
NZ Metropolitan Trotting Club Inc Harness  
 Race 6: NICK & TINA - RAINE & HORNE REAL ESTATE  
 HANDICAP PACE - 2600m



01 May 2026 - 7:59PM

Weather: Cloudy

| Section                | L2600                | L2400                     | L2200                     | L2000                     | L1800                     | L1600                     | L1400                     | L1200                     | L1000                     | L800                      | L600                      | L400                      | L200                     |
|------------------------|----------------------|---------------------------|---------------------------|---------------------------|---------------------------|---------------------------|---------------------------|---------------------------|---------------------------|---------------------------|---------------------------|---------------------------|--------------------------|
| Section Times          | 3:18.61<br>(0:18.37) | 3:00.24 [10]<br>(0:15.22) | 2:45.03 [10]<br>(0:15.14) | 2:29.89 [10]<br>(0:14.41) | 2:15.48 [10]<br>(0:15.08) | 2:00.40 [10]<br>(0:14.84) | 1:45.56 [10]<br>(0:14.99) | 1:30.57 [10]<br>(0:16.21) | 1:14.37 [10]<br>(0:15.87) | 0:58.50 [10]<br>(0:15.03) | 0:43.47 [10]<br>(0:15.31) | 0:28.16 [10]<br>(0:14.27) | 0:13.89 [6]<br>(0:13.89) |
| Average Speed [km/h]   | 40.4                 | 49.4                      | 48.9                      | 50.0                      | 48.6                      | 49.0                      | 48.0                      | 45.5                      | 46.2                      | 47.9                      | 48.1                      | 51.3                      | 51.9                     |
| Top Speed [km/h]       | 51.0                 | 51.1                      | 50.0                      | 50.3                      | 49.9                      | 50.5                      | 50.5                      | 47.0                      | 47.4                      | 48.1                      | 49.8                      | 53.0                      | 53.4                     |
| Avg. Dist. to Rail [m] | 8.8                  | 5.7                       | 4.1                       | 4.4                       | 2.9                       | 1.5                       | 3.6                       | 2.8                       | 2.8                       | 3.4                       | 3.1                       | 2.3                       | 1.0                      |



- [ ] Ranking at each section and finish
- :-:- No data available at this section
- NA No data available

|                                |                     |
|--------------------------------|---------------------|
| Horse/Jockey Name              | Biggles/R D Holmes  |
| Finish Rank                    | 7                   |
| Fastest Section Time (Section) | 0:14.23 (2400-2200) |
| Top Speed [km/h] (Section)     | 53.4 (2600 - 2400)  |
| Race State                     | Finished            |



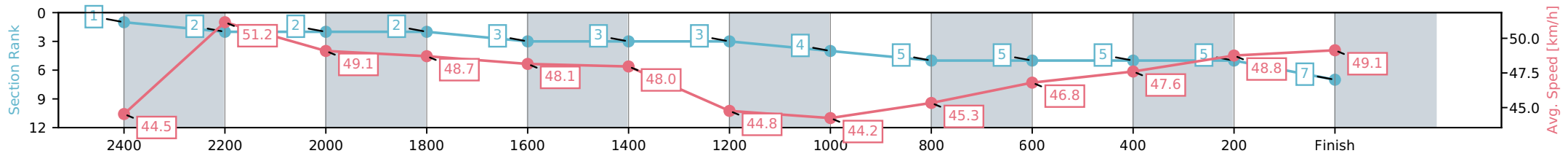
NZ Metropolitan Trotting Club Inc Harness  
 Race 6: NICK & TINA - RAINE & HORNE REAL ESTATE  
 HANDICAP PACE - 2600m



01 May 2026 - 7:59PM

Weather: Cloudy

| Section                | L2600                | L2400                    | L2200                    | L2000                    | L1800                    | L1600                    | L1400                    | L1200                    | L1000                    | L800                     | L600                     | L400                     | L200                     |
|------------------------|----------------------|--------------------------|--------------------------|--------------------------|--------------------------|--------------------------|--------------------------|--------------------------|--------------------------|--------------------------|--------------------------|--------------------------|--------------------------|
| Section Times          | 3:18.65<br>(0:16.63) | 3:02.02 [2]<br>(0:14.23) | 2:47.79 [2]<br>(0:14.77) | 2:33.02 [2]<br>(0:14.78) | 2:18.24 [3]<br>(0:14.77) | 2:03.47 [3]<br>(0:15.09) | 1:48.38 [3]<br>(0:16.09) | 1:32.29 [4]<br>(0:16.44) | 1:15.85 [5]<br>(0:16.01) | 0:59.84 [5]<br>(0:15.39) | 0:44.45 [5]<br>(0:15.02) | 0:29.43 [5]<br>(0:14.79) | 0:14.64 [7]<br>(0:14.64) |
| Average Speed [km/h]   | 44.5                 | 51.2                     | 49.1                     | 48.7                     | 48.1                     | 48.0                     | 44.8                     | 44.2                     | 45.3                     | 46.8                     | 47.6                     | 48.8                     | 49.1                     |
| Top Speed [km/h]       | 53.4                 | 53.0                     | 49.9                     | 49.2                     | 49.1                     | 49.0                     | 47.6                     | 45.6                     | 46.2                     | 47.6                     | 48.8                     | 49.7                     | 50.9                     |
| Avg. Dist. to Rail [m] | 8.5                  | 1.3                      | 1.2                      | 0.5                      | 1.5                      | 1.5                      | 3.1                      | 1.2                      | 1.1                      | 0.6                      | 0.7                      | 1.0                      | 2.3                      |



- [ ] Ranking at each section and finish
- :-:- No data available at this section
- NA No data available

|                                |                        |
|--------------------------------|------------------------|
| Horse/Jockey Name              | Teds Legacy/J F Curtin |
| Finish Rank                    | 8                      |
| Fastest Section Time (Section) | 0:14.20 (2400-2200)    |
| Top Speed [km/h] (Section)     | 51.9 (2600 - 2400)     |
| Race State                     | Finished               |



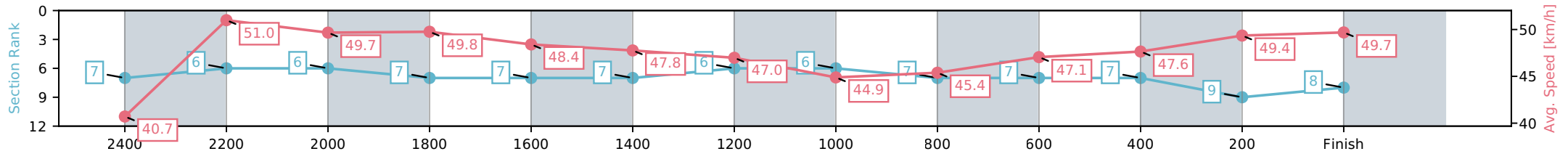
NZ Metropolitan Trotting Club Inc Harness  
 Race 6: NICK & TINA - RAINE & HORNE REAL ESTATE  
 HANDICAP PACE - 2600m



01 May 2026 - 7:59PM

Weather: Cloudy

| Section                | L2600                | L2400                    | L2200                    | L2000                    | L1800                    | L1600                    | L1400                    | L1200                    | L1000                    | L800                     | L600                     | L400                     | L200                     |
|------------------------|----------------------|--------------------------|--------------------------|--------------------------|--------------------------|--------------------------|--------------------------|--------------------------|--------------------------|--------------------------|--------------------------|--------------------------|--------------------------|
| Section Times          | 3:18.82<br>(0:18.12) | 3:00.70 [6]<br>(0:14.20) | 2:46.50 [6]<br>(0:14.61) | 2:31.89 [7]<br>(0:14.47) | 2:17.42 [7]<br>(0:15.02) | 2:02.40 [7]<br>(0:15.19) | 1:47.22 [6]<br>(0:15.32) | 1:31.89 [6]<br>(0:16.19) | 1:15.71 [7]<br>(0:15.99) | 0:59.72 [7]<br>(0:15.30) | 0:44.41 [7]<br>(0:15.23) | 0:29.18 [9]<br>(0:14.69) | 0:14.49 [8]<br>(0:14.49) |
| Average Speed [km/h]   | 40.7                 | 51.0                     | 49.7                     | 49.8                     | 48.4                     | 47.8                     | 47.0                     | 44.9                     | 45.4                     | 47.1                     | 47.6                     | 49.4                     | 49.7                     |
| Top Speed [km/h]       | 51.9                 | 51.6                     | 51.1                     | 50.6                     | 48.8                     | 48.4                     | 48.3                     | 46.4                     | 46.2                     | 47.8                     | 48.7                     | 51.0                     | 51.1                     |
| Avg. Dist. to Rail [m] | 2.8                  | 0.8                      | 1.3                      | 1.6                      | 1.6                      | 1.1                      | 2.4                      | 1.2                      | 1.2                      | 1.5                      | 1.2                      | 1.5                      | 3.3                      |



- [ ] Ranking at each section and finish
- :-:- No data available at this section
- NA No data available

|                                |                           |
|--------------------------------|---------------------------|
| Horse/Jockey Name              | Commander Ben/H V Douglas |
| Finish Rank                    | 9                         |
| Fastest Section Time (Section) | 0:14.27 (2000-1800)       |
| Top Speed [km/h] (Section)     | 52.1 (2400-2200)          |
| Race State                     | Finished                  |



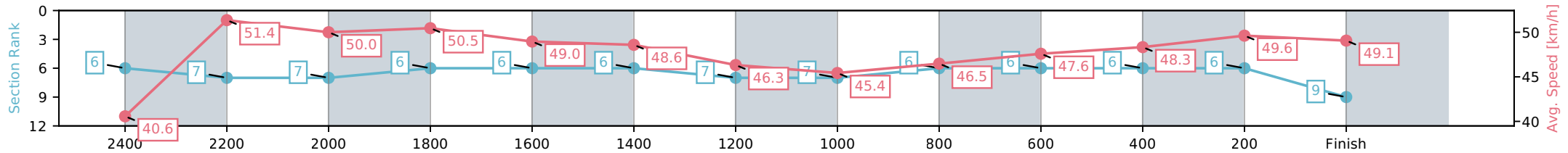
NZ Metropolitan Trotting Club Inc Harness  
 Race 6: NICK & TINA - RAINE & HORNE REAL ESTATE  
 HANDICAP PACE - 2600m



01 May 2026 - 7:59PM

Weather: Cloudy

| Section                | L2600                | L2400                    | L2200                    | L2000                    | L1800                    | L1600                    | L1400                    | L1200                    | L1000                    | L800                     | L600                     | L400                     | L200                     |
|------------------------|----------------------|--------------------------|--------------------------|--------------------------|--------------------------|--------------------------|--------------------------|--------------------------|--------------------------|--------------------------|--------------------------|--------------------------|--------------------------|
| Section Times          | 3:18.88<br>(0:18.04) | 3:00.84 [7]<br>(0:14.34) | 2:46.50 [7]<br>(0:14.72) | 2:31.78 [6]<br>(0:14.27) | 2:17.51 [6]<br>(0:15.00) | 2:02.51 [6]<br>(0:15.14) | 1:47.37 [7]<br>(0:15.54) | 1:31.84 [7]<br>(0:16.22) | 1:15.61 [6]<br>(0:15.81) | 0:59.80 [6]<br>(0:15.13) | 0:44.67 [6]<br>(0:15.20) | 0:29.46 [6]<br>(0:14.78) | 0:14.68 [9]<br>(0:14.68) |
| Average Speed [km/h]   | 40.6                 | 51.4                     | 50.0                     | 50.5                     | 49.0                     | 48.6                     | 46.3                     | 45.4                     | 46.5                     | 47.6                     | 48.3                     | 49.6                     | 49.1                     |
| Top Speed [km/h]       | 51.9                 | 52.1                     | 51.4                     | 51.3                     | 49.2                     | 49.2                     | 47.9                     | 46.5                     | 47.5                     | 48.0                     | 49.7                     | 50.0                     | 50.0                     |
| Avg. Dist. to Rail [m] | 5.4                  | 2.7                      | 3.1                      | 3.8                      | 3.1                      | 2.9                      | 4.4                      | 3.0                      | 3.0                      | 3.3                      | 2.9                      | 3.3                      | 6.3                      |



- [ ] Ranking at each section and finish
- :-:- No data available at this section
- NA No data available

|                                |                       |
|--------------------------------|-----------------------|
| Horse/Jockey Name              | Crimson Tide/A M Butt |
| Finish Rank                    | 10                    |
| Fastest Section Time (Section) | 0:14.31 (2400-2200)   |
| Top Speed [km/h] (Section)     | 53.8 (2600 - 2400)    |
| Race State                     | Finished              |



NZ Metropolitan Trotting Club Inc Harness  
 Race 6: NICK & TINA - RAINE & HORNE REAL ESTATE  
 HANDICAP PACE - 2600m



01 May 2026 - 7:59PM

Weather: Cloudy

| Section                | L2600                | L2400                    | L2200                    | L2000                    | L1800                    | L1600                    | L1400                    | L1200                    | L1000                    | L800                     | L600                     | L400                     | L200                      |
|------------------------|----------------------|--------------------------|--------------------------|--------------------------|--------------------------|--------------------------|--------------------------|--------------------------|--------------------------|--------------------------|--------------------------|--------------------------|---------------------------|
| Section Times          | 3:19.59<br>(0:17.32) | 3:02.27 [4]<br>(0:14.31) | 2:47.95 [4]<br>(0:14.70) | 2:33.25 [5]<br>(0:14.70) | 2:18.55 [5]<br>(0:15.03) | 2:03.52 [5]<br>(0:15.13) | 1:48.40 [5]<br>(0:15.58) | 1:32.82 [5]<br>(0:16.20) | 1:16.62 [4]<br>(0:15.83) | 1:00.80 [4]<br>(0:15.14) | 0:45.65 [4]<br>(0:15.20) | 0:30.46 [4]<br>(0:14.81) | 0:15.64 [10]<br>(0:15.64) |
| Average Speed [km/h]   | 43.7                 | 50.8                     | 49.5                     | 49.0                     | 48.5                     | 47.9                     | 46.2                     | 45.5                     | 46.5                     | 47.6                     | 48.3                     | 49.5                     | 45.9                      |
| Top Speed [km/h]       | 53.8                 | 52.1                     | 51.1                     | 49.5                     | 48.9                     | 48.7                     | 48.5                     | 46.5                     | 47.3                     | 48.0                     | 49.3                     | 49.8                     | 49.1                      |
| Avg. Dist. to Rail [m] | 7.1                  | 1.3                      | 1.6                      | 1.6                      | 1.8                      | 1.1                      | 3.4                      | 2.8                      | 3.0                      | 3.4                      | 2.8                      | 2.9                      | 4.1                       |



- [ ] Ranking at each section and finish
- :-:- No data available at this section
- NA No data available