



NZ Metropolitan Trotting Club Inc Harness

Race 7: 'ABOUT NOW' COLIN HAIR MEMORIAL FILLIES & MARES (HCP TROT) - 2600m

01 May 2026 - 8:29PM

Weather: Cloudy



Field Times	3:22.19	3:05.87	2:50.69	2:35.43	2:19.85	2:03.81	1:47.85	1:33.20
(Race Tempo)	(0:16.32)	(0:15.19)	(0:15.26)	(0:15.58)	(0:16.03)	(0:15.97)	(0:14.65)	(0:16.03)

Rank	TAB#	Horse	Overall Time	First 400m	Top Speed km/h (Section)	L2600	L2400	L2200	L2000	L1800	L1600	L1400	L1200
	(BAR#)	Driver	Margin (DT-W)	Last 600m	Fastest Section (Time)	Start - 2400	2400 - 2200	2200 - 2000	2000 - 1800	1800 - 1600	1600 - 1400	1400 - 1200	1200 - 1000
1	11	Rock Lobster	3:22.19	0:34.73	53.3 (400-200)	3:22.19	3:02.58 [8]	2:47.46 [8]	2:32.05 [8]	2:17.14 [8]	2:01.52 [8]	1:46.38 [8]	1:31.59 [7]
	(U1)	R E Harrison		0:45.00	400-200 (0:14.52)	(0:19.61)	(0:15.12)	(0:15.40)	(0:14.91)	(0:15.62)	(0:15.14)	(0:14.79)	(0:15.75)
2	8	Freya	3:22.33	0:34.43	51.0 (400-200)	3:22.33	3:03.18 [7]	2:47.90 [7]	2:32.52 [7]	2:17.60 [7]	2:01.97 [7]	1:46.82 [6]	1:32.02 [5]
	(U1)	B T Hope	0.8L (-3)	0:45.45	1400-1200 (0:14.80)	(0:19.15)	(0:15.28)	(0:15.38)	(0:14.92)	(0:15.64)	(0:15.15)	(0:14.80)	(0:15.70)
3	9	Princess Sadie	3:22.53	0:34.06	52.4 (1400-1200)	3:22.53	3:03.74 [6]	2:48.46 [6]	2:33.07 [6]	2:18.13 [6]	2:02.57 [6]	1:47.71 [3]	1:33.54 [1]
	(1)	M J Williamson	2.0L (-18)	0:46.08	1400-1200 (0:14.17)	(0:18.79)	(0:15.27)	(0:15.39)	(0:14.94)	(0:15.56)	(0:14.86)	(0:14.17)	(0:16.03)
4	4	Millie Let Loose	3:22.56	0:31.87	50.7 (400-200)	3:22.56	3:05.70 [2]	2:50.70 [2]	2:35.46 [2]	2:19.88 [2]	2:03.82 [2]	1:47.82 [2]	1:32.87 [3]
	(4)	J C Morrison	2.1L (-26)	0:45.48	1400-1200 (0:14.94)	(0:16.86)	(0:15.01)	(0:15.24)	(0:15.58)	(0:16.06)	(0:16.00)	(0:14.94)	(0:16.06)
5	3	Wanna Play A Game	3:22.86	0:32.78	50.6 (200-0)	3:22.86	3:05.48 [3]	2:50.08 [3]	2:34.88 [3]	2:19.61 [3]	2:03.74 [3]	1:47.74 [4]	1:32.85 [4]
	(3)	S J Ottley	3.8L (-24)	0:45.46	200-0 (0:14.85)	(0:17.38)	(0:15.40)	(0:15.20)	(0:15.26)	(0:15.87)	(0:16.01)	(0:14.88)	(0:16.14)
6	12	Nellie Doyle	3:22.92	0:35.10	50.2 (400-200)	3:22.92	3:02.81 [9]	2:47.82 [9]	2:32.45 [9]	2:17.46 [9]	2:01.78 [9]	1:46.68 [9]	1:32.02 [9]
	(1)	T S Trathen	4.1L (+1)	0:45.43	1400-1200 (0:14.66)	(0:20.11)	(0:14.99)	(0:15.37)	(0:15.00)	(0:15.68)	(0:15.10)	(0:14.66)	(0:15.75)
7	13	Eurostyle	3:22.94	0:36.57	51.3 (1000-800)	3:22.94	3:01.34 [10]	2:46.38 [10]	2:31.47 [10]	2:16.88 [10]	2:01.45 [10]	1:46.41 [10]	1:31.91 [10]
	(1)	K A Butt	4.3L (-3)	0:46.35	1400-1200 (0:14.50)	(0:21.60)	(0:14.97)	(0:14.91)	(0:14.59)	(0:15.42)	(0:15.04)	(0:14.50)	(0:15.88)
8	2	Paige	3:23.01	0:33.74	50.6 (800-600)	3:23.01	3:04.56 [5]	2:49.27 [5]	2:33.97 [5]	2:18.92 [5]	2:03.20 [5]	1:47.20 [7]	1:32.33 [8]
	(2)	S J Tomlinson	4.7L (-14)	0:45.20	800-600 (0:14.79)	(0:18.45)	(0:15.29)	(0:15.30)	(0:15.05)	(0:15.72)	(0:15.99)	(0:14.88)	(0:16.15)
9	6	Styrax	3:23.20	0:33.35	49.6 (1400-1200)	3:23.20	3:05.24 [4]	2:49.85 [4]	2:34.56 [4]	2:19.45 [4]	2:03.80 [4]	1:47.79 [5]	1:32.88 [6]
	(U1)	J W Cox	5.8L (-22)	0:45.47	1400-1200 (0:14.91)	(0:17.96)	(0:15.39)	(0:15.30)	(0:15.10)	(0:15.66)	(0:16.00)	(0:14.91)	(0:16.19)
10	5	Birdy	3:23.49	0:31.51	49.6 (2200-2000)	3:23.49	3:07.17 [1]	2:51.99 [1]	2:36.73 [1]	2:21.15 [1]	2:05.11 [1]	1:49.15 [1]	1:34.12 [2]
	(5)	S J Thornley	7.4L (-27)	0:46.73	1400-1200 (0:15.02)	(0:16.32)	(0:15.19)	(0:15.26)	(0:15.58)	(0:16.03)	(0:15.97)	(0:15.02)	(0:16.03)

Scratched: George Eliot (#7), Rata (#10)

Report Created: Fri 01 May 2026

(Note: Races are conducted over an approximate distance as close as possible to the advertised distance, and recorded data may vary accordingly. Official times refer to race times only and do not include handicap times.)

[] Position in running at each section and finish TAB# Saddle cloth number

-:--:-- No data available at this section

NA No data available

DNT Did not track

BAR# Barrier/Gate Position

DNF Did not finish

DT-W Distance travelled compared to winner in metres

Fastest split

Fastest section



NZ Metropolitan Trotting Club Inc Harness

Race 7: 'ABOUT NOW' COLIN HAIR MEMORIAL FILLIES & MARES (HCP TROT) - 2600m

01 May 2026 - 8:29PM

Weather: Cloudy



Field Times	3:22.19	3:05.87	2:50.69	2:35.43	2:19.85	2:03.81	1:47.85	1:33.20
(Race Tempo)	(0:16.32)	(0:15.19)	(0:15.26)	(0:15.58)	(0:16.03)	(0:15.97)	(0:14.65)	(0:16.03)

Rank	TAB#	Horse	Overall Time	First 400m	Top Speed km/h (Section)	L2600	L2400	L2200	L2000	L1800	L1600	L1400	L1200
	(BAR#)	Driver	Margin (DT-W)	Last 600m	Fastest Section (Time)	Start - 2400	2400 - 2200	2200 - 2000	2000 - 1800	1800 - 1600	1600 - 1400	1400 - 1200	1200 - 1000
11	1	Lil Whip	3:36.57	0:40.83	47.5 (2000-1800)	3:36.57	3:12.25 [11]	2:55.74 [11]	2:39.97 [11]	2:24.64 [11]	2:08.60 [11]	1:52.88 [11]	1:37.40 [11]
	(1)	S E O'Reilly	82.2L (-23)	0:49.23	2000-1800 (0:15.33)	(0:24.32)	(0:16.51)	(0:15.77)	(0:15.33)	(0:16.04)	(0:15.72)	(0:15.47)	(0:16.13)

Scratched: George Eliot (#7), Rata (#10)

Report Created: Fri 01 May 2026

(Note: Races are conducted over an approximate distance as close as possible to the advertised distance, and recorded data may vary accordingly. Official times refer to race times only and do not include handicap times.)

[] Position in running at each section and finish TAB# Saddle cloth number
 -:-:- No data available at this section BAR# Barrier/Gate Position
 NA No data available DNF Did not finish
 DNT Did not track DT-W Distance travelled compared to winner in metres

Fastest split
 Fastest section



NZ Metropolitan Trotting Club Inc Harness

Race 7: 'ABOUT NOW' COLIN HAIR MEMORIAL FILLIES & MARES (HCP TROT) - 2600m

01 May 2026 - 8:29PM

Weather: Cloudy



Field Times	1:17.16	1:00.89	0:45.74	0:30.24	0:15.06
(Race Tempo)	(0:16.27)	(0:15.15)	(0:15.50)	(0:15.17)	(0:15.06)

Rank	TAB#	Horse	Overall Time	First 400m	Top Speed km/h (Section)	L1000	L800	L600	L400	L200			
	(BAR#)	Driver	Margin (DT-W)	Last 600m	Fastest Section (Time)	1000 - 800	800 - 600	600 - 400	400 - 200	200 - Finish			
1	11	Rock Lobster	3:22.19	0:34.73	53.3 (400-200)	1:15.85 [6]	0:59.83 [7]	0:45.01 [6]	0:29.58 [6]	0:15.06 [1]			
	(U1)	R E Harrison		0:45.00	400-200 (0:14.52)	(0:16.02)	(0:14.82)	(0:15.42)	(0:14.52)	(0:15.06)			
2	8	Freya	3:22.33	0:34.43	51.0 (400-200)	1:16.32 [4]	1:00.28 [5]	0:45.45 [4]	0:30.02 [4]	0:15.05 [4]			
	(U1)	B T Hope	0.8L (-3)	0:45.45	1400-1200 (0:14.80)	(0:16.03)	(0:14.83)	(0:15.43)	(0:14.97)	(0:15.05)			
3	9	Princess Sadie	3:22.53	0:34.06	52.4 (1400-1200)	1:17.50 [1]	1:01.23 [1]	0:46.08 [1]	0:30.58 [1]	0:15.28 [2]			
	(1)	M J Williamson	2.0L (-18)	0:46.08	1400-1200 (0:14.17)	(0:16.27)	(0:15.15)	(0:15.50)	(0:15.30)	(0:15.28)			
4	4	Millie Let Loose	3:22.56	0:31.87	50.7 (400-200)	1:16.81 [3]	1:00.58 [4]	0:45.48 [5]	0:29.98 [5]	0:14.98 [5]			
	(4)	J C Morrison	2.1L (-26)	0:45.48	1400-1200 (0:14.94)	(0:16.23)	(0:15.10)	(0:15.50)	(0:15.00)	(0:14.98)			
5	3	Wanna Play A Game	3:22.86	0:32.78	50.6 (200-0)	1:16.72 [5]	1:00.52 [6]	0:45.46 [7]	0:29.94 [8]	0:14.85 [8]			
	(3)	S J Ottley	3.8L (-24)	0:45.46	200-0 (0:14.85)	(0:16.20)	(0:15.06)	(0:15.52)	(0:15.09)	(0:14.85)			
6	12	Nellie Doyle	3:22.92	0:35.10	50.2 (400-200)	1:16.27 [8]	1:00.25 [8]	0:45.43 [8]	0:30.04 [7]	0:14.90 [9]			
	(1)	T S Trathen	4.1L (+1)	0:45.43	1400-1200 (0:14.66)	(0:16.02)	(0:14.81)	(0:15.39)	(0:15.14)	(0:14.90)			
7	13	Eurostyle	3:22.94	0:36.57	51.3 (1000-800)	1:16.04 [10]	1:01.10 [3]	0:46.35 [2]	0:30.93 [2]	0:15.67 [3]			
	(1)	K A Butt	4.3L (-3)	0:46.35	1400-1200 (0:14.50)	(0:14.93)	(0:14.76)	(0:15.42)	(0:15.26)	(0:15.67)			
8	2	Paige	3:23.01	0:33.74	50.6 (800-600)	1:16.18 [9]	0:59.99 [10]	0:45.20 [10]	0:29.83 [9]	0:15.01 [7]			
	(2)	S J Tomlinson	4.7L (-14)	0:45.20	800-600 (0:14.79)	(0:16.19)	(0:14.79)	(0:15.37)	(0:14.82)	(0:15.01)			
9	6	Styrax	3:23.20	0:33.35	49.6 (1400-1200)	1:16.69 [7]	1:00.52 [9]	0:45.48 [9]	0:29.99 [10]	0:14.92 [10]			
	(U1)	J W Cox	5.8L (-22)	0:45.47	1400-1200 (0:14.91)	(0:16.16)	(0:15.05)	(0:15.49)	(0:15.06)	(0:14.92)			
10	5	Birdy	3:23.49	0:31.51	49.6 (2200-2000)	1:18.09 [2]	1:01.85 [2]	0:46.72 [3]	0:31.22 [3]	0:15.77 [6]			
	(5)	S J Thornley	7.4L (-27)	0:46.73	1400-1200 (0:15.02)	(0:16.24)	(0:15.12)	(0:15.51)	(0:15.45)	(0:15.77)			

Scratched: George Eliot (#7), Rata (#10)

Report Created: Fri 01 May 2026

(Note: Races are conducted over an approximate distance as close as possible to the advertised distance, and recorded data may vary accordingly. Official times refer to race times only and do not include handicap times.)

[] Position in running at each section and finish TAB# Saddle cloth number

-:--:-- No data available at this section

NA No data available

DNT Did not track

BAR# Barrier/Gate Position

DNF Did not finish

DT-W Distance travelled compared to winner in metres

Fastest split

Fastest section



NZ Metropolitan Trotting Club Inc Harness

Race 7: 'ABOUT NOW' COLIN HAIR MEMORIAL FILLIES & MARES (HCP TROT) - 2600m

01 May 2026 - 8:29PM

Weather: Cloudy



Field Times	1:17.16	1:00.89	0:45.74	0:30.24	0:15.06
(Race Tempo)	(0:16.27)	(0:15.15)	(0:15.50)	(0:15.17)	(0:15.06)

Rank	TAB#	Horse	Overall Time	First 400m	Top Speed km/h (Section)	L1000	L800	L600	L400	L200			
	(BAR#)	Driver	Margin (DT-W)	Last 600m	Fastest Section (Time)	1000 - 800	800 - 600	600 - 400	400 - 200	200 - Finish			
11	1	Lil Whip	3:36.57	0:40.83	47.5 (2000-1800)	1:21.27 [11]	1:05.02 [11]	0:49.24 [11]	0:33.04 [11]	0:16.65 [11]			
	(1)	S E O'Reilly	82.2L (-23)	0:49.23	2000-1800 (0:15.33)	(0:16.25)	(0:15.78)	(0:16.19)	(0:16.39)	(0:16.65)			

Scratched: George Eliot (#7), Rata (#10)

Report Created: Fri 01 May 2026

(Note: Races are conducted over an approximate distance as close as possible to the advertised distance, and recorded data may vary accordingly. Official times refer to race times only and do not include handicap times.)

[] Position in running at each section and finish TAB# Saddle cloth number

-:--:-- No data available at this section

NA No data available

DNT Did not track

BAR# Barrier/Gate Position

DNF Did not finish

DT-W Distance travelled compared to winner in metres

Fastest split

Fastest section

Horse/Jockey Name	Rock Lobster/R E Harrison
Finish Rank	1
Fastest Section Time (Section)	0:14.52 (400-200)
Top Speed [km/h] (Section)	53.3 (400-200)
Race State	Finished



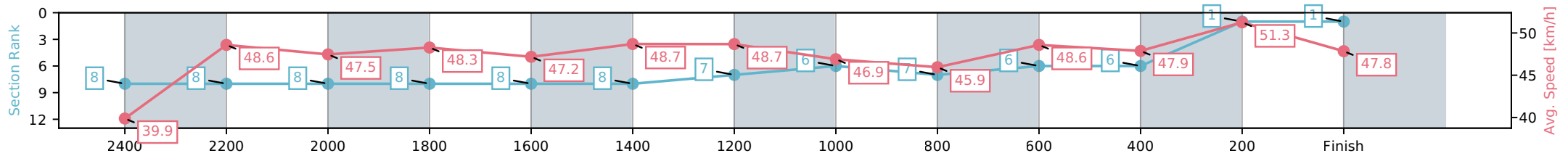
NZ Metropolitan Trotting Club Inc Harness
 Race 7: 'ABOUT NOW' COLIN HAIR MEMORIAL FILLIES & MARES (HCP TROT) - 2600m



01 May 2026 - 8:29PM

Weather: Cloudy

Section	L2600	L2400	L2200	L2000	L1800	L1600	L1400	L1200	L1000	L800	L600	L400	L200
Section Times	3:22.19 (0:19.61)	3:02.58 [8] (0:15.12)	2:47.46 [8] (0:15.40)	2:32.05 [8] (0:14.91)	2:17.14 [8] (0:15.62)	2:01.52 [8] (0:15.14)	1:46.38 [7] (0:14.79)	1:31.59 [6] (0:15.75)	1:15.85 [7] (0:16.02)	0:59.83 [6] (0:14.82)	0:45.01 [6] (0:15.42)	0:29.58 [1] (0:14.52)	0:15.06 [1] (0:15.06)
Average Speed [km/h]	39.9	48.6	47.5	48.3	47.2	48.7	48.7	46.9	45.9	48.6	47.9	51.3	47.8
Top Speed [km/h]	50.5	49.0	49.0	48.8	48.7	49.2	49.5	47.9	46.9	49.7	48.6	53.3	52.3
Avg. Dist. to Rail [m]	5.9	2.7	2.2	2.7	3.5	3.3	4.7	3.1	3.1	4.5	4.0	5.4	9.3



- [] Ranking at each section and finish
- :-:- No data available at this section
- NA No data available

Horse/Jockey Name	Freya/B T Hope
Finish Rank	2
Fastest Section Time (Section)	0:14.80 (1400-1200)
Top Speed [km/h] (Section)	51.0 (400-200)
Race State	Finished



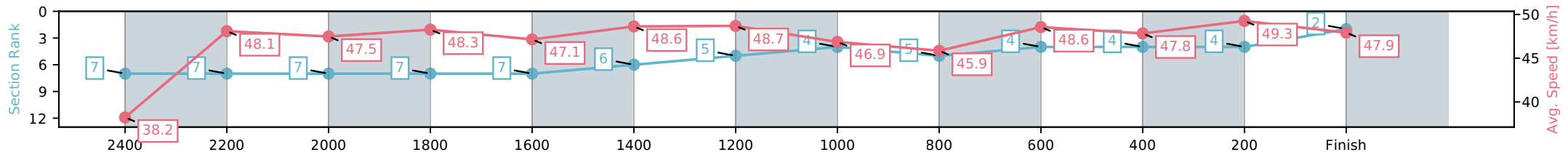
NZ Metropolitan Trotting Club Inc Harness
 Race 7: 'ABOUT NOW' COLIN HAIR MEMORIAL FILLIES & MARES (HCP TROT) - 2600m



01 May 2026 - 8:29PM

Weather: Cloudy

Section	L2600	L2400	L2200	L2000	L1800	L1600	L1400	L1200	L1000	L800	L600	L400	L200
Section Times	3:22.33 (0:19.15)	3:03.18 [7] (0:15.28)	2:47.90 [7] (0:15.38)	2:32.52 [7] (0:14.92)	2:17.60 [7] (0:15.64)	2:01.97 [6] (0:15.15)	1:46.82 [5] (0:14.80)	1:32.02 [4] (0:15.70)	1:16.32 [5] (0:16.03)	1:00.28 [4] (0:14.83)	0:45.45 [4] (0:15.43)	0:30.02 [4] (0:14.97)	0:15.05 [2] (0:15.05)
Average Speed [km/h]	38.2	48.1	47.5	48.3	47.1	48.6	48.7	46.9	45.9	48.6	47.8	49.3	47.9
Top Speed [km/h]	47.6	49.0	49.0	48.8	48.7	49.0	49.4	47.9	46.8	49.5	48.5	51.0	50.6
Avg. Dist. to Rail [m]	10.7	2.7	2.0	2.7	3.5	3.2	4.5	2.9	2.8	4.5	3.9	4.0	7.7



- [] Ranking at each section and finish
- :-:- No data available at this section
- NA No data available

Horse/Jockey Name	Princess Sadie/M J Williamson
Finish Rank	3
Fastest Section Time (Section)	0:14.17 (1400-1200)
Top Speed [km/h] (Section)	52.4 (1400-1200)
Race State	Finished



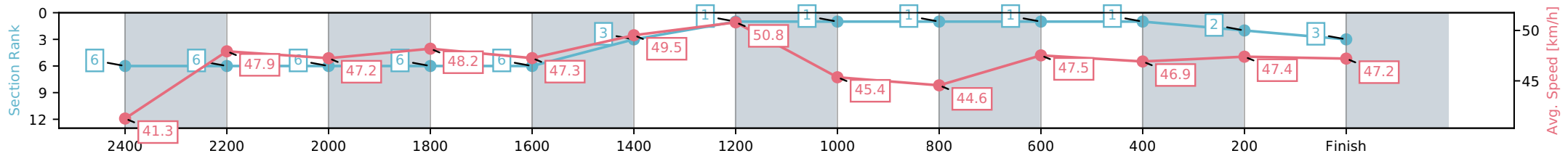
NZ Metropolitan Trotting Club Inc Harness
 Race 7: 'ABOUT NOW' COLIN HAIR MEMORIAL FILLIES & MARES (HCP TROT) - 2600m



01 May 2026 - 8:29PM

Weather: Cloudy

Section	L2600	L2400	L2200	L2000	L1800	L1600	L1400	L1200	L1000	L800	L600	L400	L200
Section Times	3:22.53 (0:18.79)	3:03.74 [6] (0:15.27)	2:48.46 [6] (0:15.39)	2:33.07 [6] (0:14.94)	2:18.13 [6] (0:15.56)	2:02.57 [3] (0:14.86)	1:47.71 [1] (0:14.17)	1:33.54 [1] (0:16.03)	1:17.50 [1] (0:16.27)	1:01.23 [1] (0:15.15)	0:46.08 [1] (0:15.50)	0:30.58 [2] (0:15.30)	0:15.28 [3] (0:15.28)
Average Speed [km/h]	41.3	47.9	47.2	48.2	47.3	49.5	50.8	45.4	44.6	47.5	46.9	47.4	47.2
Top Speed [km/h]	48.9	48.9	48.6	48.7	48.8	50.6	52.4	47.6	45.9	48.1	47.4	49.1	49.2
Avg. Dist. to Rail [m]	5.9	2.3	1.5	2.3	3.0	3.1	4.6	1.3	1.1	2.5	1.9	1.5	4.9



- [] Ranking at each section and finish
- :-:- No data available at this section
- NA No data available

Horse/Jockey Name	Millie Let Loose/J C Morrison
Finish Rank	4
Fastest Section Time (Section)	0:14.94 (1400-1200)
Top Speed [km/h] (Section)	50.7 (400-200)
Race State	Finished



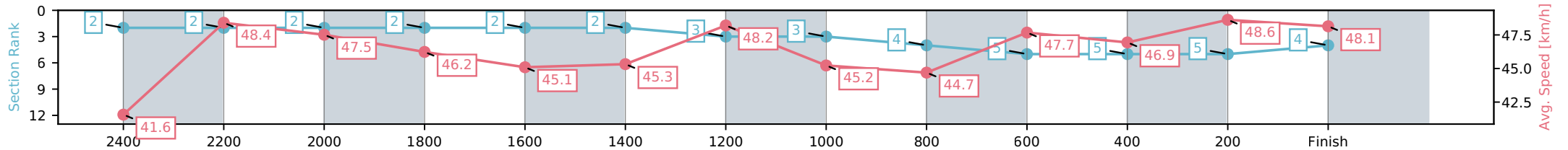
NZ Metropolitan Trotting Club Inc Harness
 Race 7: 'ABOUT NOW' COLIN HAIR MEMORIAL FILLIES & MARES (HCP TROT) - 2600m



01 May 2026 - 8:29PM

Weather: Cloudy

Section	L2600	L2400	L2200	L2000	L1800	L1600	L1400	L1200	L1000	L800	L600	L400	L200
Section Times	3:22.56 (0:16.86)	3:05.70 [2] (0:15.01)	2:50.70 [2] (0:15.24)	2:35.46 [2] (0:15.58)	2:19.88 [2] (0:16.06)	2:03.82 [2] (0:16.00)	1:47.82 [3] (0:14.94)	1:32.87 [3] (0:16.06)	1:16.81 [4] (0:16.23)	1:00.58 [5] (0:15.10)	0:45.48 [5] (0:15.50)	0:29.98 [5] (0:15.00)	0:14.98 [4] (0:14.98)
Average Speed [km/h]	41.6	48.4	47.5	46.2	45.1	45.3	48.2	45.2	44.7	47.7	46.9	48.6	48.1
Top Speed [km/h]	49.0	49.3	49.1	46.9	45.7	46.8	49.6	46.4	46.2	48.4	47.7	50.7	49.8
Avg. Dist. to Rail [m]	5.7	1.3	1.0	1.4	1.1	1.2	2.8	1.2	1.2	2.5	1.9	2.5	9.2



[] Ranking at each section and finish
 -:-:- No data available at this section
 NA No data available

Horse/Jockey Name	Wanna Play A Game/S J Ottley
Finish Rank	5
Fastest Section Time (Section)	0:14.85 (200-0)
Top Speed [km/h] (Section)	50.6 (200-0)
Race State	Finished



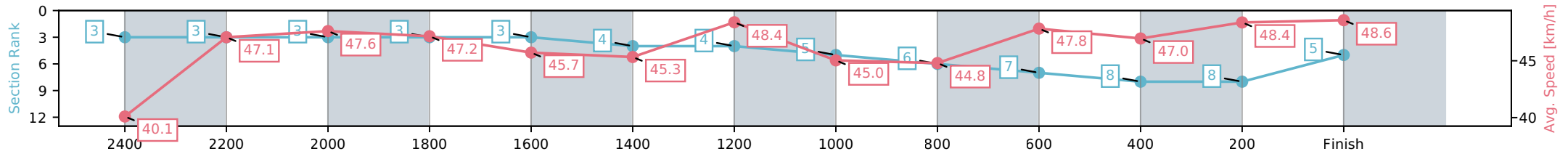
NZ Metropolitan Trotting Club Inc Harness
 Race 7: 'ABOUT NOW' COLIN HAIR MEMORIAL FILLIES & MARES (HCP TROT) - 2600m



01 May 2026 - 8:29PM

Weather: Cloudy

Section	L2600	L2400	L2200	L2000	L1800	L1600	L1400	L1200	L1000	L800	L600	L400	L200
Section Times	3:22.86 (0:17.38)	3:05.48 [3] (0:15.40)	2:50.08 [3] (0:15.20)	2:34.88 [3] (0:15.26)	2:19.61 [3] (0:15.87)	2:03.74 [4] (0:16.01)	1:47.74 [4] (0:14.88)	1:32.85 [5] (0:16.14)	1:16.72 [6] (0:16.20)	1:00.52 [7] (0:15.06)	0:45.46 [8] (0:15.52)	0:29.94 [8] (0:15.09)	0:14.85 [5] (0:14.85)
Average Speed [km/h]	40.1	47.1	47.6	47.2	45.7	45.3	48.4	45.0	44.8	47.8	47.0	48.4	48.6
Top Speed [km/h]	47.8	47.7	48.6	48.6	46.3	46.5	49.6	46.4	46.0	48.9	48.0	50.4	50.6
Avg. Dist. to Rail [m]	4.1	1.0	0.9	1.5	1.3	1.3	3.0	1.2	1.2	2.6	2.2	2.1	3.1



- [] Ranking at each section and finish
- :-:- No data available at this section
- NA No data available

Horse/Jockey Name	Nellie Doyle/T S Trathen
Finish Rank	6
Fastest Section Time (Section)	0:14.66 (1400-1200)
Top Speed [km/h] (Section)	50.2 (400-200)
Race State	Finished



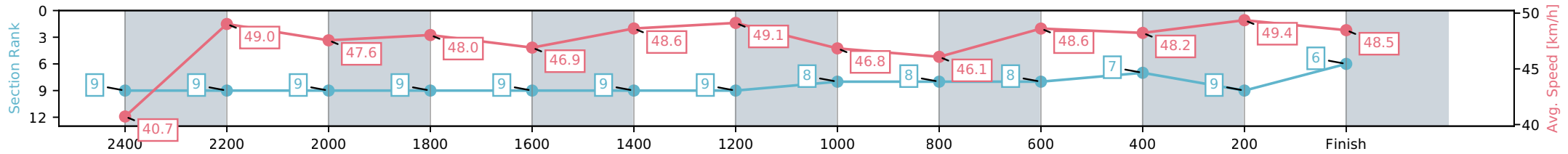
NZ Metropolitan Trotting Club Inc Harness
 Race 7: 'ABOUT NOW' COLIN HAIR MEMORIAL FILLIES & MARES (HCP TROT) - 2600m



01 May 2026 - 8:29PM

Weather: Cloudy

Section	L2600	L2400	L2200	L2000	L1800	L1600	L1400	L1200	L1000	L800	L600	L400	L200
Section Times	3:22.92 (0:20.11)	3:02.81 [9] (0:14.99)	2:47.82 [9] (0:15.37)	2:32.45 [9] (0:15.00)	2:17.46 [9] (0:15.68)	2:01.78 [9] (0:15.10)	1:46.68 [9] (0:14.66)	1:32.02 [8] (0:15.75)	1:16.27 [8] (0:16.02)	1:00.25 [8] (0:14.81)	0:45.43 [7] (0:15.39)	0:30.04 [9] (0:15.14)	0:14.90 [6] (0:14.90)
Average Speed [km/h]	40.7	49.0	47.6	48.0	46.9	48.6	49.1	46.8	46.1	48.6	48.2	49.4	48.5
Top Speed [km/h]	50.0	50.0	48.9	48.5	48.0	50.0	49.8	48.2	47.4	50.0	49.5	50.2	50.2
Avg. Dist. to Rail [m]	6.1	2.7	2.3	2.9	3.3	2.8	4.9	3.1	3.3	4.7	4.6	6.2	11.3



- [] Ranking at each section and finish
- :-:- No data available at this section
- NA No data available

Horse/Jockey Name	Eurostyle/K A Butt
Finish Rank	7
Fastest Section Time (Section)	0:14.50 (1400-1200)
Top Speed [km/h] (Section)	51.3 (1000-800)
Race State	Finished



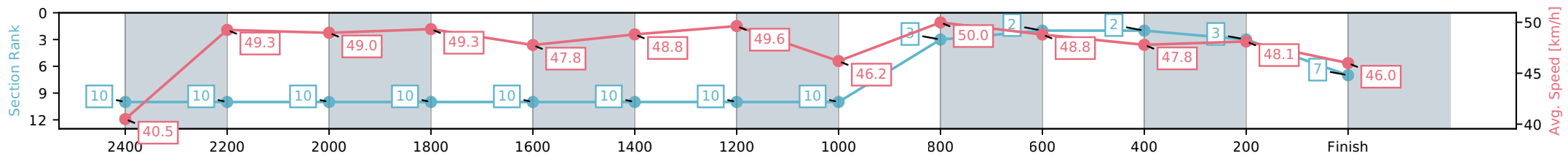
NZ Metropolitan Trotting Club Inc Harness
 Race 7: 'ABOUT NOW' COLIN HAIR MEMORIAL FILLIES & MARES (HCP TROT) - 2600m



01 May 2026 - 8:29PM

Weather: Cloudy

Section	L2600	L2400	L2200	L2000	L1800	L1600	L1400	L1200	L1000	L800	L600	L400	L200
Section Times	3:22.94 (0:21.60)	3:01.34 [10] (0:14.97)	2:46.38 [10] (0:14.91)	2:31.47 [10] (0:14.59)	2:16.88 [10] (0:15.42)	2:01.45 [10] (0:15.04)	1:46.41 [10] (0:14.50)	1:31.91 [10] (0:15.88)	1:16.04 [3] (0:14.93)	1:01.10 [2] (0:14.76)	0:46.35 [2] (0:15.42)	0:30.93 [3] (0:15.26)	0:15.67 [7] (0:15.67)
Average Speed [km/h]	40.5	49.3	49.0	49.3	47.8	48.8	49.6	46.2	50.0	48.8	47.8	48.1	46.0
Top Speed [km/h]	49.5	49.9	50.1	49.7	49.5	51.0	50.8	47.9	51.3	49.3	48.2	48.6	48.5
Avg. Dist. to Rail [m]	10.6	3.4	2.1	3.3	3.5	2.5	3.1	2.4	4.9	5.0	3.7	3.1	6.4



- [] Ranking at each section and finish
- :-:- No data available at this section
- NA No data available

Horse/Jockey Name	Paige/S J Tomlinson
Finish Rank	8
Fastest Section Time (Section)	0:14.79 (800-600)
Top Speed [km/h] (Section)	50.6 (800-600)
Race State	Finished



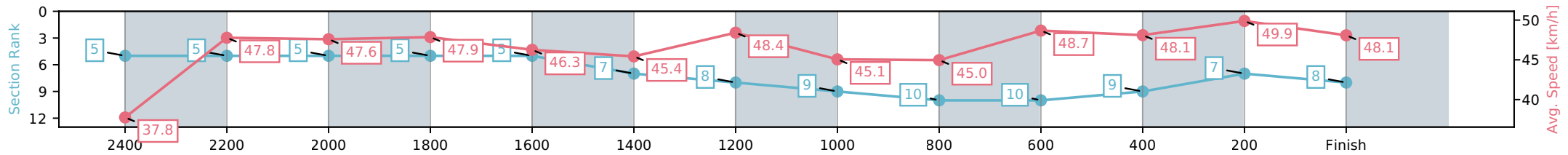
NZ Metropolitan Trotting Club Inc Harness
 Race 7: 'ABOUT NOW' COLIN HAIR MEMORIAL FILLIES & MARES (HCP TROT) - 2600m



01 May 2026 - 8:29PM

Weather: Cloudy

Section	L2600	L2400	L2200	L2000	L1800	L1600	L1400	L1200	L1000	L800	L600	L400	L200
Section Times	3:23.01 (0:18.45)	3:04.56 [5] (0:15.29)	2:49.27 [5] (0:15.30)	2:33.97 [5] (0:15.05)	2:18.92 [5] (0:15.72)	2:03.20 [7] (0:15.99)	1:47.20 [8] (0:14.88)	1:32.33 [9] (0:16.15)	1:16.18 [10] (0:16.19)	0:59.99 [10] (0:14.79)	0:45.20 [9] (0:15.37)	0:29.83 [7] (0:14.82)	0:15.01 [8] (0:15.01)
Average Speed [km/h]	37.8	47.8	47.6	47.9	46.3	45.4	48.4	45.1	45.0	48.7	48.1	49.9	48.1
Top Speed [km/h]	46.2	48.4	48.5	48.2	47.3	46.8	49.6	46.3	46.5	50.6	49.6	50.5	49.7
Avg. Dist. to Rail [m]	4.6	2.0	1.7	2.4	1.8	1.4	3.0	1.4	1.7	4.5	4.1	4.4	8.7



- [] Ranking at each section and finish
- :-:- No data available at this section
- NA No data available

Horse/Jockey Name	Styrax/J W Cox
Finish Rank	9
Fastest Section Time (Section)	0:14.91 (1400-1200)
Top Speed [km/h] (Section)	49.6 (1400-1200)
Race State	Finished



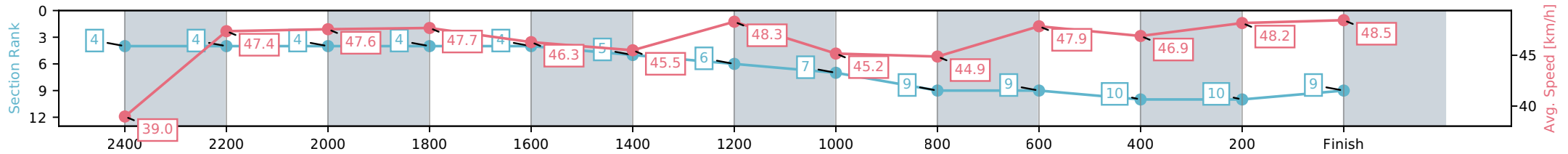
NZ Metropolitan Trotting Club Inc Harness
 Race 7: 'ABOUT NOW' COLIN HAIR MEMORIAL FILLIES & MARES (HCP TROT) - 2600m



01 May 2026 - 8:29PM

Weather: Cloudy

Section	L2600	L2400	L2200	L2000	L1800	L1600	L1400	L1200	L1000	L800	L600	L400	L200
Section Times	3:23.20 (0:17.96)	3:05.24 [4] (0:15.39)	2:49.85 [4] (0:15.30)	2:34.56 [4] (0:15.10)	2:19.45 [4] (0:15.66)	2:03.80 [5] (0:16.00)	1:47.79 [6] (0:14.91)	1:32.88 [7] (0:16.19)	1:16.69 [9] (0:16.16)	1:00.52 [9] (0:15.05)	0:45.48 [10] (0:15.49)	0:29.99 [10] (0:15.06)	0:14.92 [9] (0:14.92)
Average Speed [km/h]	39.0	47.4	47.6	47.7	46.3	45.5	48.3	45.2	44.9	47.9	46.9	48.2	48.5
Top Speed [km/h]	47.4	48.1	48.7	48.2	46.9	46.1	49.6	46.6	46.2	49.1	48.2	49.4	49.6
Avg. Dist. to Rail [m]	9.1	1.7	1.6	1.8	1.3	1.9	3.8	2.0	1.2	2.2	1.7	1.3	3.8



- [] Ranking at each section and finish
- :-:- No data available at this section
- NA No data available

Horse/Jockey Name	Birdy/S J Thornley
Finish Rank	10
Fastest Section Time (Section)	0:15.02 (1400-1200)
Top Speed [km/h] (Section)	49.6 (2200-2000)
Race State	Finished



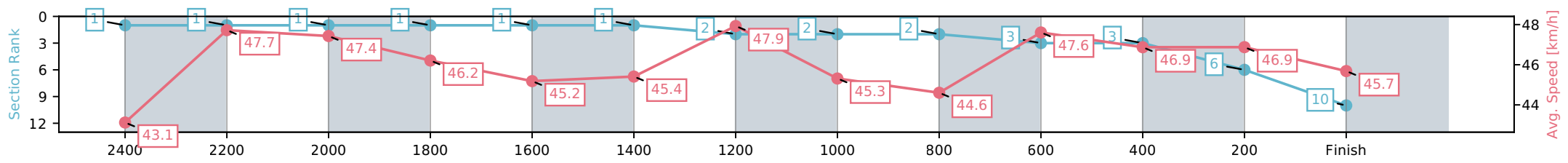
NZ Metropolitan Trotting Club Inc Harness
 Race 7: 'ABOUT NOW' COLIN HAIR MEMORIAL FILLIES & MARES (HCP TROT) - 2600m



01 May 2026 - 8:29PM

Weather: Cloudy

Section	L2600	L2400	L2200	L2000	L1800	L1600	L1400	L1200	L1000	L800	L600	L400	L200
Section Times	3:23.49 (0:16.32)	3:07.17 [1] (0:15.19)	2:51.99 [1] (0:15.26)	2:36.73 [1] (0:15.58)	2:21.15 [1] (0:16.03)	2:05.11 [1] (0:15.97)	1:49.15 [2] (0:15.02)	1:34.12 [2] (0:16.03)	1:18.09 [2] (0:16.24)	1:01.85 [3] (0:15.12)	0:46.72 [3] (0:15.51)	0:31.22 [6] (0:15.45)	0:15.77 [10] (0:15.77)
Average Speed [km/h]	43.1	47.7	47.4	46.2	45.2	45.4	47.9	45.3	44.6	47.6	46.9	46.9	45.7
Top Speed [km/h]	49.3	48.9	49.6	47.2	45.4	47.1	48.9	46.5	46.3	48.2	47.5	47.8	47.8
Avg. Dist. to Rail [m]	6.1	1.0	0.7	0.9	1.1	1.1	2.4	1.2	1.0	2.2	1.7	1.0	1.3



[] Ranking at each section and finish
 -:-:- No data available at this section
 NA No data available

Horse/Jockey Name	Lil Whip/S E O'Reilly
Finish Rank	11
Fastest Section Time (Section)	0:15.33 (2000-1800)
Top Speed [km/h] (Section)	47.5 (2000-1800)
Race State	Finished



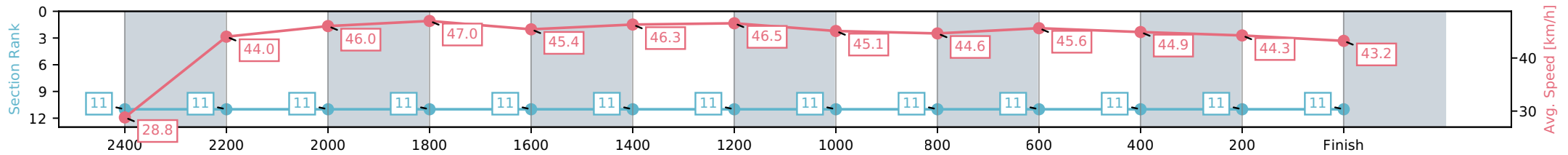
NZ Metropolitan Trotting Club Inc Harness
 Race 7: 'ABOUT NOW' COLIN HAIR MEMORIAL FILLIES & MARES (HCP TROT) - 2600m



01 May 2026 - 8:29PM

Weather: Cloudy

Section	L2600	L2400	L2200	L2000	L1800	L1600	L1400	L1200	L1000	L800	L600	L400	L200
Section Times	3:36.57 (0:24.32)	3:12.25 [11] (0:16.51)	2:55.74 [11] (0:15.77)	2:39.97 [11] (0:15.33)	2:24.64 [11] (0:16.04)	2:08.60 [11] (0:15.72)	1:52.88 [11] (0:15.47)	1:37.40 [11] (0:16.13)	1:21.27 [11] (0:16.25)	1:05.02 [11] (0:15.78)	0:49.24 [11] (0:16.19)	0:33.04 [11] (0:16.39)	0:16.65 [11] (0:16.65)
Average Speed [km/h]	28.8	44.0	46.0	47.0	45.4	46.3	46.5	45.1	44.6	45.6	44.9	44.3	43.2
Top Speed [km/h]	42.0	46.2	46.8	47.5	45.9	47.2	47.2	45.8	45.9	46.0	45.6	45.8	43.8
Avg. Dist. to Rail [m]	3.4	1.3	1.4	3.4	2.6	1.7	5.0	1.4	1.4	3.9	1.9	1.5	4.4



- [] Ranking at each section and finish
- :-:- No data available at this section
- NA No data available