



NZ Metropolitan Trotting Club Inc Harness  
 Race 8: KAI CO - GOOD FOOD. PRICED FAIR. MOBILE PACE - 2600m  
 01 May 2026 - 8:57PM



Weather: Cloudy

Field Times (Race Tempo) 3:15.09 (0:12.75) 3:02.34 (0:15.24) 2:47.09 (0:14.68) 2:32.41 (0:15.51) 2:16.90 (0:16.48) 2:00.42 (0:16.62) 1:43.80 (0:15.98) 1:27.82 (0:16.12)

Rank	TAB#	Horse	Overall Time	First 400m	Top Speed km/h (Section)	L2600	L2400	L2200	L2000	L1800	L1600	L1400	L1200
	(BAR#)	Driver	Margin (DT-W)	Last 600m	Fastest Section (Time)	Start - 2400	2400 - 2200	2200 - 2000	2000 - 1800	1800 - 1600	1600 - 1400	1400 - 1200	1200 - 1000
1	8	Radha	3:15.09	0:29.80	55.9 (200-0)	3:15.09	3:00.87 [7]	2:45.29 [6]	2:30.54 [6]	2:15.85 [6]	1:59.20 [7]	1:42.57 [7]	1:26.80 [7]
	(U1)	M J Williamson		0:41.61	200-0 (0:13.28)	(0:14.22)	(0:15.58)	(0:14.75)	(0:14.70)	(0:16.65)	(0:16.63)	(0:15.77)	(0:15.98)
2	4	Take The Miki	3:15.40	0:29.38	53.6 (200-0)	3:15.40	3:01.56 [5]	2:46.03 [5]	2:31.55 [5]	2:16.52 [5]	1:59.91 [5]	1:43.28 [5]	1:27.46 [5]
	(4)	R T May	1.8L (+0)	0:42.25	200-0 (0:13.80)	(0:13.84)	(0:15.54)	(0:14.48)	(0:15.03)	(0:16.61)	(0:16.63)	(0:15.82)	(0:15.97)
3	6	Wild Willow	3:15.57	0:27.99	54.6 (2600 - 2400)	3:15.57	3:02.82 [1]	2:47.57 [1]	2:32.89 [1]	2:17.38 [1]	2:00.90 [1]	1:44.28 [1]	1:28.30 [1]
	(6)	J W Cox	2.8L (-23)	0:42.71	2600 - 2400 (0:12.75)	(0:12.75)	(0:15.24)	(0:14.68)	(0:15.50)	(0:16.48)	(0:16.62)	(0:15.98)	(0:16.12)
4	3	Next Level	3:15.80	0:28.81	53.3 (200-0)	3:15.80	3:02.31 [4]	2:46.98 [4]	2:32.39 [4]	2:16.97 [4]	2:00.47 [4]	1:43.86 [4]	1:27.89 [4]
	(3)	K A Butt	4.1L (-23)	0:42.32	2600 - 2400 (0:13.49)	(0:13.49)	(0:15.32)	(0:14.59)	(0:15.42)	(0:16.50)	(0:16.61)	(0:15.97)	(0:16.12)
5	2	Deceptive Lee	3:16.14	0:28.37	52.4 (2200-2000)	3:16.14	3:02.94 [3]	2:47.77 [3]	2:33.16 [2]	2:17.64 [3]	2:01.15 [2]	1:44.53 [2]	1:28.56 [3]
	(2)	G N Thornley	6.0L (-25)	0:42.97	2600 - 2400 (0:13.20)	(0:13.20)	(0:15.17)	(0:14.61)	(0:15.52)	(0:16.50)	(0:16.61)	(0:15.98)	(0:16.14)
6	1	Warrior Chief	3:16.35	0:30.58	54.2 (400-200)	3:16.35	3:01.10 [8]	2:45.76 [8]	2:30.82 [8]	2:16.34 [8]	2:00.33 [8]	1:43.74 [8]	1:27.81 [8]
	(1)	M B Holbrough	7.2L (-17)	0:42.26	600-400 (0:14.04)	(0:15.24)	(0:15.34)	(0:14.94)	(0:14.48)	(0:16.01)	(0:16.59)	(0:15.92)	(0:16.13)
7	5	Take the plunge	3:17.02	0:28.11	53.6 (2200-2000)	3:17.02	3:03.84 [2]	2:48.91 [2]	2:34.04 [3]	2:18.55 [2]	2:01.99 [3]	1:45.30 [3]	1:29.47 [2]
	(5)	S J Ottley	11.1L (+1)	0:44.21	2600 - 2400 (0:13.18)	(0:13.18)	(0:14.93)	(0:14.87)	(0:15.49)	(0:16.56)	(0:16.68)	(0:15.84)	(0:15.98)
8	7	Amass	3:17.17	0:30.16	51.9 (800-600)	3:17.17	3:03.02 [6]	2:47.01 [7]	2:32.16 [7]	2:17.54 [7]	2:01.49 [6]	1:44.89 [6]	1:28.95 [6]
	(7)	J C Morrison	11.9L (-19)	0:43.41	800-600 (0:14.12)	(0:14.14)	(0:16.02)	(0:14.85)	(0:14.62)	(0:16.05)	(0:16.60)	(0:15.94)	(0:16.11)

Report Created: Fri 01 May 2026

(Note: Races are conducted over an approximate distance as close as possible to the advertised distance, and recorded data may vary accordingly. Official times refer to race times only and do not include handicap times.)

[ ] Position in running at each section and finish TAB# Saddle cloth number

[ ] Fastest split

-:--:-- No data available at this section

BAR# Barrier/Gate Position

[█] Fastest section

NA No data available

DNF Did not finish

DNT Did not track

DT-W Distance travelled compared to winner in metres



NZ Metropolitan Trotting Club Inc Harness  
 Race 8: KAI CO - GOOD FOOD. PRICED FAIR. MOBILE PACE - 2600m  
 01 May 2026 - 8:57PM



Weather: Cloudy

Field Times  
 (Race Tempo) 1:11.70 0:56.38 0:42.28 0:28.04 0:13.65  
 (0:15.32) (0:14.10) (0:14.24) (0:14.39) (0:13.65)

Rank	TAB#	Horse	Overall Time	First 400m	Top Speed km/h (Section)	L1000	L800	L600	L400	L200			
	(BAR#)	Driver	Margin (DT-W)	Last 600m	Fastest Section (Time)	1000 - 800	800 - 600	600 - 400	400 - 200	200 - Finish			
1	8	Radha	3:15.09	0:29.80	55.9 (200-0)	1:10.82 [6]	0:55.66 [6]	0:41.61 [5]	0:27.31 [6]	0:13.28 [4]			
	(U1)	M J Williamson		0:41.61	200-0 (0:13.28)	(0:15.16)	(0:14.05)	(0:14.30)	(0:14.03)	(0:13.28)			
2	4	Take The Miki	3:15.40	0:29.38	53.6 (200-0)	1:11.49 [4]	0:56.33 [4]	0:42.25 [3]	0:27.94 [4]	0:13.80 [2]			
	(4)	R T May	1.8L (+0)	0:42.25	200-0 (0:13.80)	(0:15.16)	(0:14.08)	(0:14.31)	(0:14.14)	(0:13.80)			
3	6	Wild Willow	3:15.57	0:27.99	54.6 (2600 - 2400)	1:12.18 [1]	0:56.86 [1]	0:42.71 [2]	0:28.52 [1]	0:14.13 [1]			
	(6)	J W Cox	2.8L (-23)	0:42.71	2600 - 2400 (0:12.75)	(0:15.32)	(0:14.15)	(0:14.19)	(0:14.39)	(0:14.13)			
4	3	Next Level	3:15.80	0:28.81	53.3 (200-0)	1:11.77 [5]	0:56.46 [5]	0:42.32 [5]	0:28.10 [5]	0:13.74 [6]			
	(3)	K A Butt	4.1L (-23)	0:42.32	2600 - 2400 (0:13.49)	(0:15.31)	(0:14.14)	(0:14.23)	(0:14.35)	(0:13.74)			
5	2	Deceptive Lee	3:16.14	0:28.37	52.4 (2200-2000)	1:12.42 [3]	0:57.12 [3]	0:42.96 [4]	0:28.74 [3]	0:14.36 [3]			
	(2)	G N Thornley	6.0L (-25)	0:42.97	2600 - 2400 (0:13.20)	(0:15.30)	(0:14.16)	(0:14.22)	(0:14.39)	(0:14.36)			
6	1	Warrior Chief	3:16.35	0:30.58	54.2 (400-200)	1:11.69 [8]	0:56.41 [8]	0:42.26 [8]	0:28.22 [8]	0:14.08 [7]			
	(1)	M B Holbrough	7.2L (-17)	0:42.26	600-400 (0:14.04)	(0:15.28)	(0:14.14)	(0:14.04)	(0:14.14)	(0:14.08)			
7	5	Take the plunge	3:17.02	0:28.11	53.6 (2200-2000)	1:13.49 [2]	0:58.29 [2]	0:44.21 [1]	0:29.89 [2]	0:15.20 [5]			
	(5)	S J Ottley	11.1L (+1)	0:44.21	2600 - 2400 (0:13.18)	(0:15.20)	(0:14.08)	(0:14.32)	(0:14.69)	(0:15.20)			
8	7	Amass	3:17.17	0:30.16	51.9 (800-600)	1:12.84 [7]	0:57.53 [7]	0:43.41 [7]	0:29.17 [7]	0:14.83 [8]			
	(7)	J C Morrison	11.9L (-19)	0:43.41	800-600 (0:14.12)	(0:15.31)	(0:14.12)	(0:14.24)	(0:14.34)	(0:14.83)			

Report Created: Fri 01 May 2026

(Note: Races are conducted over an approximate distance as close as possible to the advertised distance, and recorded data may vary accordingly. Official times refer to race times only and do not include handicap times.)

[ ] Position in running at each section and finish TAB# Saddle cloth number

-:-- No data available at this section

NA No data available

DNT Did not track

BAR# Barrier/Gate Position

DNF Did not finish

DT-W Distance travelled compared to winner in metres

Fastest split

Fastest section

Horse/Jockey Name	Radha/M J Williamson
Finish Rank	1
Fastest Section Time (Section)	0:13.28 (200-0)
Top Speed [km/h] (Section)	55.9 (200-0)
Race State	Finished



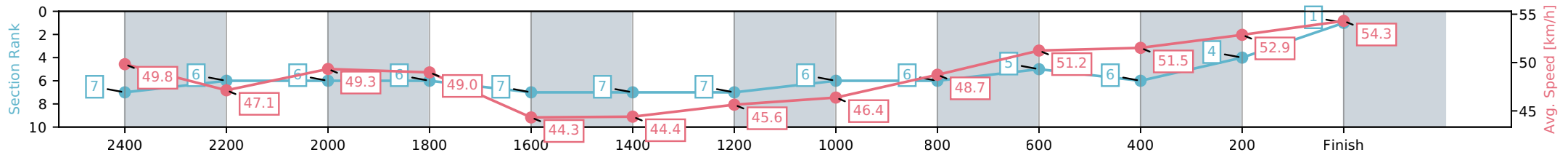
NZ Metropolitan Trotting Club Inc Harness  
 Race 8: KAI CO - GOOD FOOD. PRICED FAIR. MOBILE PACE  
 - 2600m



01 May 2026 - 8:57PM

Weather: Cloudy

Section	L2600	L2400	L2200	L2000	L1800	L1600	L1400	L1200	L1000	L800	L600	L400	L200
Section Times	3:15.09 (0:14.22)	3:00.87 [6] (0:15.58)	2:45.29 [6] (0:14.75)	2:30.54 [6] (0:14.70)	2:15.85 [7] (0:16.65)	1:59.20 [7] (0:16.63)	1:42.57 [7] (0:15.77)	1:26.80 [6] (0:15.98)	1:10.82 [6] (0:15.16)	0:55.66 [5] (0:14.05)	0:41.61 [6] (0:14.30)	0:27.31 [4] (0:14.03)	0:13.28 [1] (0:13.28)
Average Speed [km/h]	49.8	47.1	49.3	49.0	44.3	44.4	45.6	46.4	48.7	51.2	51.5	52.9	54.3
Top Speed [km/h]	51.2	48.7	50.6	50.7	46.1	45.1	46.0	48.4	50.5	52.0	52.3	55.6	55.9
Avg. Dist. to Rail [m]	9.8	2.8	1.6	3.2	3.8	3.5	6.6	3.6	3.6	4.0	3.2	5.1	9.7



- [ ] Ranking at each section and finish
- :-:- No data available at this section
- NA No data available

Horse/Jockey Name	Take The Miki/R T May
Finish Rank	2
Fastest Section Time (Section)	0:13.80 (200-0)
Top Speed [km/h] (Section)	53.6 (200-0)
Race State	Finished



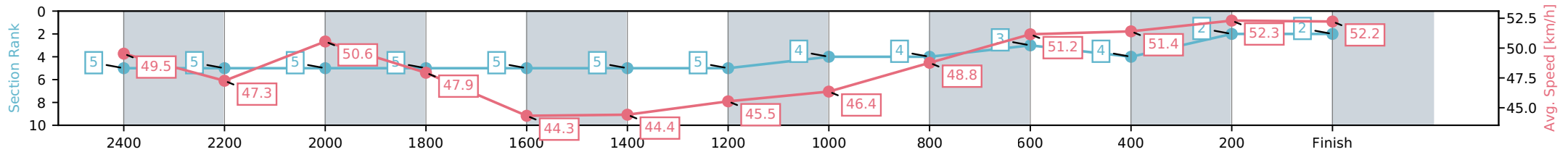
NZ Metropolitan Trotting Club Inc Harness  
 Race 8: KAI CO - GOOD FOOD. PRICED FAIR. MOBILE PACE  
 - 2600m



01 May 2026 - 8:57PM

Weather: Cloudy

Section	L2600	L2400	L2200	L2000	L1800	L1600	L1400	L1200	L1000	L800	L600	L400	L200
Section Times	3:15.40 (0:13.84)	3:01.56 [5] (0:15.54)	2:46.03 [5] (0:14.48)	2:31.55 [5] (0:15.03)	2:16.52 [5] (0:16.61)	1:59.91 [5] (0:16.63)	1:43.28 [5] (0:15.82)	1:27.46 [4] (0:15.97)	1:11.49 [4] (0:15.16)	0:56.33 [3] (0:14.08)	0:42.25 [4] (0:14.31)	0:27.94 [2] (0:14.14)	0:13.80 [2] (0:13.80)
Average Speed [km/h]	49.5	47.3	50.6	47.9	44.3	44.4	45.5	46.4	48.8	51.2	51.4	52.3	52.2
Top Speed [km/h]	50.8	48.8	51.4	50.1	45.8	45.0	45.9	48.1	50.3	51.6	52.1	53.3	53.6
Avg. Dist. to Rail [m]	8.3	2.7	2.3	3.8	3.5	3.6	6.6	3.5	3.7	4.0	3.1	4.5	7.8



- [ ] Ranking at each section and finish
- :-:- No data available at this section
- NA No data available

Horse/Jockey Name	Wild Willow/J W Cox
Finish Rank	3
Fastest Section Time (Section)	0:12.75 (2600 - 2400)
Top Speed [km/h] (Section)	54.6 (2600 - 2400)
Race State	Finished



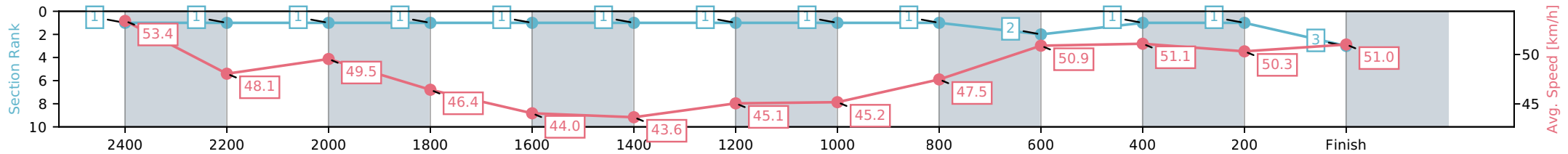
NZ Metropolitan Trotting Club Inc Harness  
 Race 8: KAI CO - GOOD FOOD. PRICED FAIR. MOBILE PACE  
 - 2600m



01 May 2026 - 8:57PM

Weather: Cloudy

Section	L2600	L2400	L2200	L2000	L1800	L1600	L1400	L1200	L1000	L800	L600	L400	L200
Section Times	3:15.57 (0:12.75)	3:02.82 [1] (0:15.24)	2:47.57 [1] (0:14.68)	2:32.89 [1] (0:15.50)	2:17.38 [1] (0:16.48)	2:00.90 [1] (0:16.62)	1:44.28 [1] (0:15.98)	1:28.30 [1] (0:16.12)	1:12.18 [1] (0:15.32)	0:56.86 [2] (0:14.15)	0:42.71 [1] (0:14.19)	0:28.52 [1] (0:14.39)	0:14.13 [3] (0:14.13)
Average Speed [km/h]	53.4	48.1	49.5	46.4	44.0	43.6	45.1	45.2	47.5	50.9	51.1	50.3	51.0
Top Speed [km/h]	54.6	51.9	52.7	47.6	45.2	44.5	45.5	47.2	49.4	51.8	52.1	51.2	51.9
Avg. Dist. to Rail [m]	11.5	2.7	1.5	1.8	1.5	1.2	4.4	1.6	1.4	2.1	1.3	1.4	5.4



- [ ] Ranking at each section and finish
- :-:- No data available at this section
- NA No data available

Horse/Jockey Name	Next Level/K A Butt
Finish Rank	4
Fastest Section Time (Section)	0:13.49 (2600 - 2400)
Top Speed [km/h] (Section)	53.3 (200-0)
Race State	Finished



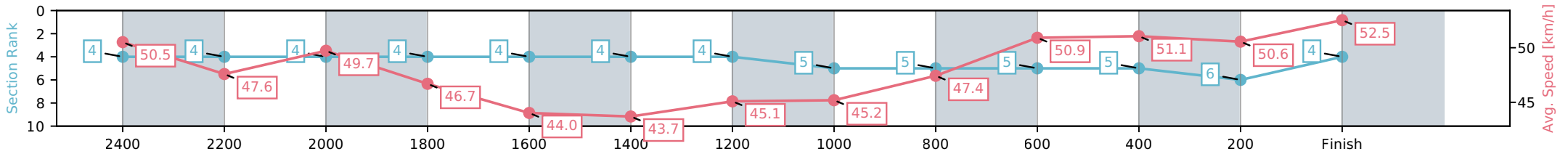
NZ Metropolitan Trotting Club Inc Harness  
 Race 8: KAI CO - GOOD FOOD. PRICED FAIR. MOBILE PACE  
 - 2600m



01 May 2026 - 8:57PM

Weather: Cloudy

Section	L2600	L2400	L2200	L2000	L1800	L1600	L1400	L1200	L1000	L800	L600	L400	L200
Section Times	3:15.80 (0:13.49)	3:02.31 [4] (0:15.32)	2:46.98 [4] (0:14.59)	2:32.39 [4] (0:15.42)	2:16.97 [4] (0:16.50)	2:00.47 [4] (0:16.61)	1:43.86 [4] (0:15.97)	1:27.89 [5] (0:16.12)	1:11.77 [5] (0:15.31)	0:56.46 [5] (0:14.14)	0:42.32 [5] (0:14.23)	0:28.10 [6] (0:14.35)	0:13.74 [4] (0:13.74)
Average Speed [km/h]	50.5	47.6	49.7	46.7	44.0	43.7	45.1	45.2	47.4	50.9	51.1	50.6	52.5
Top Speed [km/h]	51.6	49.4	51.2	48.1	45.5	44.7	45.5	47.0	49.3	51.5	51.6	51.5	53.3
Avg. Dist. to Rail [m]	7.1	2.0	1.2	1.9	1.6	1.3	4.4	1.6	1.4	2.1	1.3	1.3	1.7



- [ ] Ranking at each section and finish
- :-:- No data available at this section
- NA No data available

Horse/Jockey Name	Deceptive Lee/G N Thornley
Finish Rank	5
Fastest Section Time (Section)	0:13.20 (2600 - 2400)
Top Speed [km/h] (Section)	52.4 (2200-2000)
Race State	Finished

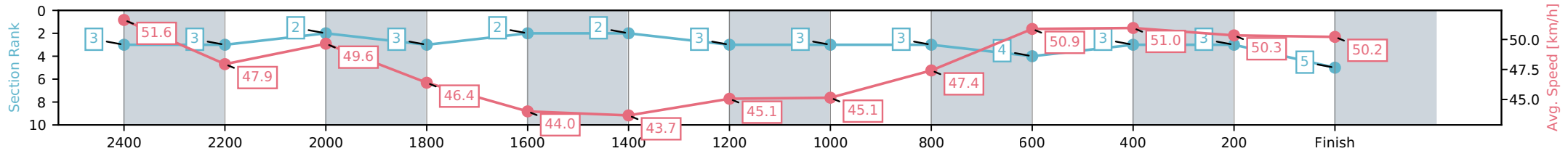


NZ Metropolitan Trotting Club Inc Harness  
 Race 8: KAI CO - GOOD FOOD. PRICED FAIR. MOBILE PACE  
 - 2600m



01 May 2026 - 8:57PM  
 Weather: Cloudy

Section	L2600	L2400	L2200	L2000	L1800	L1600	L1400	L1200	L1000	L800	L600	L400	L200
Section Times	3:16.14 (0:13.20)	3:02.94 [3] (0:15.17)	2:47.77 [2] (0:14.61)	2:33.16 [3] (0:15.52)	2:17.64 [2] (0:16.50)	2:01.15 [2] (0:16.61)	1:44.53 [3] (0:15.98)	1:28.56 [3] (0:16.14)	1:12.42 [3] (0:15.30)	0:57.12 [4] (0:14.16)	0:42.96 [3] (0:14.22)	0:28.74 [3] (0:14.39)	0:14.36 [5] (0:14.36)
Average Speed [km/h]	51.6	47.9	49.6	46.4	44.0	43.7	45.1	45.1	47.4	50.9	51.0	50.3	50.2
Top Speed [km/h]	52.4	50.5	52.4	47.7	45.2	44.5	45.5	47.1	49.6	51.8	51.8	51.2	51.3
Avg. Dist. to Rail [m]	4.9	1.4	1.2	1.8	1.5	1.2	4.3	1.5	1.3	2.1	1.0	1.2	3.4



[ ] Ranking at each section and finish  
 -:-:- No data available at this section  
 NA No data available

Horse/Jockey Name	Warrior Chief/M B Holbrough
Finish Rank	6
Fastest Section Time (Section)	0:14.04 (600-400)
Top Speed [km/h] (Section)	54.2 (400-200)
Race State	Finished



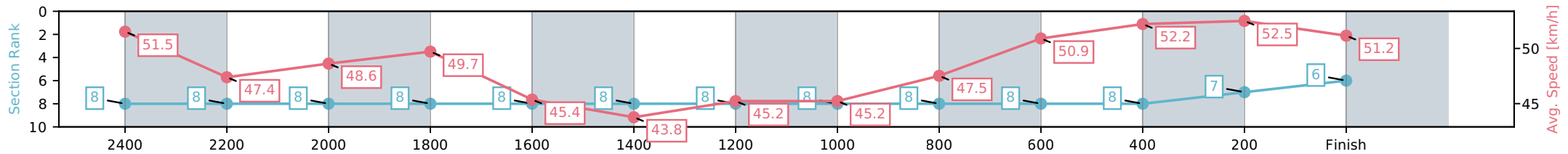
NZ Metropolitan Trotting Club Inc Harness  
 Race 8: KAI CO - GOOD FOOD. PRICED FAIR. MOBILE PACE  
 - 2600m



01 May 2026 - 8:57PM

Weather: Cloudy

Section	L2600	L2400	L2200	L2000	L1800	L1600	L1400	L1200	L1000	L800	L600	L400	L200
Section Times	3:16.35 (0:15.24)	3:01.10 [8] (0:15.34)	2:45.76 [8] (0:14.94)	2:30.82 [8] (0:14.48)	2:16.34 [8] (0:16.01)	2:00.33 [8] (0:16.59)	1:43.74 [8] (0:15.92)	1:27.81 [8] (0:16.13)	1:11.69 [8] (0:15.28)	0:56.41 [8] (0:14.14)	0:42.26 [8] (0:14.04)	0:28.22 [7] (0:14.14)	0:14.08 [6] (0:14.08)
Average Speed [km/h]	51.5	47.4	48.6	49.7	45.4	43.8	45.2	45.2	47.5	50.9	52.2	52.5	51.2
Top Speed [km/h]	52.3	50.2	49.9	50.7	47.4	45.2	45.7	47.7	49.3	51.9	53.2	54.2	54.0
Avg. Dist. to Rail [m]	6.3	1.5	1.4	3.0	1.9	1.3	4.5	1.7	1.4	2.3	2.5	5.2	11.8



- [ ] Ranking at each section and finish
- :-:- No data available at this section
- NA No data available

Horse/Jockey Name	Taketheplunge/S J Ottley
Finish Rank	7
Fastest Section Time (Section)	0:13.18 (2600 - 2400)
Top Speed [km/h] (Section)	53.6 (2200-2000)
Race State	Finished



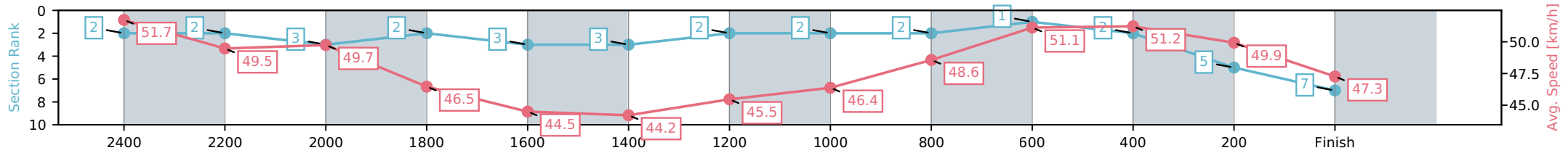
NZ Metropolitan Trotting Club Inc Harness  
 Race 8: KAI CO - GOOD FOOD. PRICED FAIR. MOBILE PACE  
 - 2600m



01 May 2026 - 8:57PM

Weather: Cloudy

Section	L2600	L2400	L2200	L2000	L1800	L1600	L1400	L1200	L1000	L800	L600	L400	L200
Section Times	3:17.02 (0:13.18)	3:03.84 [2] (0:14.93)	2:48.91 [3] (0:14.87)	2:34.04 [2] (0:15.49)	2:18.55 [3] (0:16.56)	2:01.99 [3] (0:16.68)	1:45.30 [2] (0:15.84)	1:29.47 [2] (0:15.98)	1:13.49 [2] (0:15.20)	0:58.29 [1] (0:14.08)	0:44.21 [2] (0:14.32)	0:29.89 [5] (0:14.69)	0:15.20 [7] (0:15.20)
Average Speed [km/h]	51.7	49.5	49.7	46.5	44.5	44.2	45.5	46.4	48.6	51.1	51.2	49.9	47.3
Top Speed [km/h]	53.0	51.6	53.6	48.3	44.9	45.0	45.8	48.0	50.0	51.4	51.9	50.5	49.3
Avg. Dist. to Rail [m]	9.4	3.5	3.6	4.2	3.6	3.3	6.3	3.7	3.5	3.9	2.9	3.0	6.6



- [ ] Ranking at each section and finish
- :-:- No data available at this section
- NA No data available

Horse/Jockey Name	Amass/J C Morrison
Finish Rank	8
Fastest Section Time (Section)	0:14.12 (800-600)
Top Speed [km/h] (Section)	51.9 (800-600)
Race State	Finished



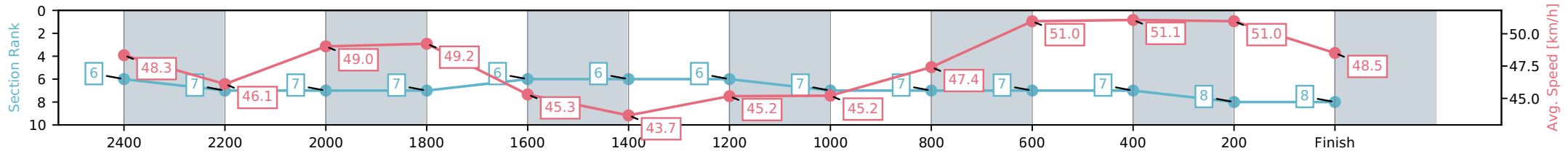
NZ Metropolitan Trotting Club Inc Harness  
 Race 8: KAI CO - GOOD FOOD. PRICED FAIR. MOBILE PACE  
 - 2600m



01 May 2026 - 8:57PM

Weather: Cloudy

Section	L2600	L2400	L2200	L2000	L1800	L1600	L1400	L1200	L1000	L800	L600	L400	L200
Section Times	3:17.17 (0:14.14)	3:03.02 [7] (0:16.02)	2:47.01 [7] (0:14.85)	2:32.16 [7] (0:14.62)	2:17.54 [6] (0:16.05)	2:01.49 [6] (0:16.60)	1:44.89 [6] (0:15.94)	1:28.95 [7] (0:16.11)	1:12.84 [7] (0:15.31)	0:57.53 [7] (0:14.12)	0:43.41 [7] (0:14.24)	0:29.17 [8] (0:14.34)	0:14.83 [8] (0:14.83)
Average Speed [km/h]	48.3	46.1	49.0	49.2	45.3	43.7	45.2	45.2	47.4	51.0	51.1	51.0	48.5
Top Speed [km/h]	49.9	48.2	50.8	50.8	47.8	44.9	45.3	47.6	49.2	51.9	51.6	51.2	50.7
Avg. Dist. to Rail [m]	12.8	3.8	1.5	2.8	1.8	1.2	4.5	1.6	1.2	2.0	1.6	2.9	8.4



- [ ] Ranking at each section and finish
- :-:- No data available at this section
- NA No data available