



NZ Metropolitan Trotting Club Inc Harness

Race 9: MAG & TURBO TYRE & SERVICE CENTRE MOBILE PACE - 2600m

01 May 2026 - 9:25PM

Weather: Cloudy



Field Times	3:17.45	3:05.10	2:51.00	2:35.25	2:18.96	2:02.24	1:45.94	1:29.93
(Race Tempo)	(0:12.35)	(0:14.09)	(0:15.76)	(0:16.29)	(0:16.72)	(0:16.30)	(0:16.01)	(0:15.88)

Rank	TAB#	Horse	Overall Time	First 400m	Top Speed km/h (Section)	L2600	L2400	L2200	L2000	L1800	L1600	L1400	L1200
	(BAR#)	Driver	Margin (DT-W)	Last 600m	Fastest Section (Time)	Start - 2400	2400 - 2200	2200 - 2000	2000 - 1800	1800 - 1600	1600 - 1400	1400 - 1200	1200 - 1000
1	8	Trump Card	3:17.45	0:29.04	55.8 (400-200)	3:17.45	3:03.51 [9]	2:48.42 [10]	2:32.77 [10]	2:17.07 [10]	2:00.54 [10]	1:44.20 [10]	1:28.56 [10]
	(8)	O G Thornley		0:41.70	200-0 (0:13.41)	(0:13.94)	(0:15.10)	(0:15.64)	(0:15.71)	(0:16.52)	(0:16.35)	(0:15.64)	(0:16.01)
2	5	Quinn	3:17.78	0:27.89	54.2 (2600 - 2400)	3:17.78	3:04.49 [5]	2:49.88 [6]	2:34.12 [6]	2:18.36 [5]	2:01.83 [5]	1:45.48 [5]	1:29.54 [5]
	(5)	M B Holbrough	1.9L (-6)	0:42.56	2600 - 2400 (0:13.29)	(0:13.29)	(0:14.60)	(0:15.77)	(0:15.76)	(0:16.53)	(0:16.35)	(0:15.95)	(0:16.02)
3	6	Zarlino	3:17.97	0:28.27	54.2 (400-200)	3:17.97	3:04.35 [7]	2:49.71 [7]	2:33.99 [7]	2:18.23 [7]	2:01.70 [7]	1:45.35 [7]	1:29.42 [8]
	(6)	B T Hope	3.0L (-5)	0:42.48	2600 - 2400 (0:13.62)	(0:13.62)	(0:14.65)	(0:15.72)	(0:15.76)	(0:16.53)	(0:16.36)	(0:15.93)	(0:16.04)
4	3	To Ri Ruby	3:18.38	0:27.59	54.8 (2600 - 2400)	3:18.38	3:05.40 [4]	2:50.79 [4]	2:35.02 [4]	2:19.26 [3]	2:02.73 [3]	1:46.39 [3]	1:30.43 [3]
	(3)	K A Butt	5.3L (-12)	0:43.44	2600 - 2400 (0:12.98)	(0:12.98)	(0:14.61)	(0:15.77)	(0:15.76)	(0:16.53)	(0:16.33)	(0:15.96)	(0:16.00)
5	4	My Wingman	3:18.41	0:26.44	57.3 (2600 - 2400)	3:18.41	3:06.06 [1]	2:51.96 [1]	2:36.21 [1]	2:19.92 [1]	2:03.20 [1]	1:46.90 [1]	1:30.89 [1]
	(4)	S J Thornley	5.5L (-36)	0:43.94	2600 - 2400 (0:12.35)	(0:12.35)	(0:14.09)	(0:15.76)	(0:16.29)	(0:16.72)	(0:16.30)	(0:16.01)	(0:15.88)
6	7	Quicker Than Quick	3:18.51	0:28.62	52.5 (2600 - 2400)	3:18.51	3:04.72 [8]	2:49.90 [9]	2:34.12 [9]	2:18.36 [9]	2:01.91 [9]	1:45.68 [9]	1:30.23 [6]
	(7)	J W Cox	6.1L (-18)	0:43.86	2600 - 2400 (0:13.80)	(0:13.80)	(0:14.82)	(0:15.77)	(0:15.77)	(0:16.44)	(0:16.24)	(0:15.45)	(0:15.32)
7	2	Mighty Flying Lou	3:18.65	0:26.96	56.4 (2600 - 2400)	3:18.65	3:06.17 [2]	2:51.69 [2]	2:35.74 [2]	2:19.69 [2]	2:03.11 [2]	1:46.82 [2]	1:30.81 [2]
	(2)	R T May	6.8L (-36)	0:43.87	2600 - 2400 (0:12.48)	(0:12.48)	(0:14.48)	(0:15.95)	(0:16.05)	(0:16.58)	(0:16.29)	(0:16.02)	(0:15.85)
8	1	Jukebox Gypsy	3:18.80	0:27.43	54.7 (2600 - 2400)	3:18.80	3:05.82 [3]	2:51.37 [3]	2:35.50 [3]	2:19.47 [4]	2:02.91 [4]	1:46.63 [4]	1:30.60 [4]
	(1)	S E O'Reilly	7.7L (-36)	0:43.67	2600 - 2400 (0:12.98)	(0:12.98)	(0:14.45)	(0:15.87)	(0:16.03)	(0:16.56)	(0:16.28)	(0:16.03)	(0:15.81)
9	10	Commander Joe	3:18.88	0:27.71	54.8 (2600 - 2400)	3:18.88	3:05.57 [6]	2:51.17 [5]	2:35.29 [5]	2:19.24 [6]	2:02.66 [6]	1:46.41 [6]	1:30.38 [7]
	(10)	H V Douglas	8.2L (-35)	0:43.46	2600 - 2400 (0:13.31)	(0:13.31)	(0:14.40)	(0:15.88)	(0:16.05)	(0:16.58)	(0:16.25)	(0:16.03)	(0:15.80)
10	9	Pioneer	3:19.03	0:28.58	52.6 (600-400)	3:19.03	3:04.87 [10]	2:50.45 [8]	2:34.94 [8]	2:19.04 [8]	2:02.46 [8]	1:46.22 [8]	1:30.18 [9]
	(9)	J C Morrison	9.1L (-28)	0:43.30	2600 - 2400 (0:14.16)	(0:14.16)	(0:14.42)	(0:15.51)	(0:15.89)	(0:16.59)	(0:16.24)	(0:16.04)	(0:15.79)

Report Created: Fri 01 May 2026

(Note: Races are conducted over an approximate distance as close as possible to the advertised distance, and recorded data may vary accordingly. Official times refer to race times only and do not include handicap times.)

[] Position in running at each section and finish TAB# Saddle cloth number

[] Fastest split

-:--:-- No data available at this section

BAR# Barrier/Gate Position

■ Fastest section

NA No data available

DNF Did not finish

DNT Did not track

DT-W Distance travelled compared to winner in metres



NZ Metropolitan Trotting Club Inc Harness

Race 9: MAG & TURBO TYRE & SERVICE CENTRE MOBILE PACE - 2600m

01 May 2026 - 9:25PM

Weather: Cloudy



Field Times	1:14.06	0:58.28	0:42.98	0:28.17	0:13.98
(Race Tempo)	(0:15.78)	(0:15.30)	(0:14.80)	(0:14.20)	(0:13.98)

Rank	TAB#	Horse	Overall Time	First 400m	Top Speed km/h (Section)	L1000	L800	L600	L400	L200			
	(BAR#)	Driver	Margin (DT-W)	Last 600m	Fastest Section (Time)	1000 - 800	800 - 600	600 - 400	400 - 200	200 - Finish			
1	8	Trump Card	3:17.45	0:29.04	55.8 (400-200)	1:12.55 [10]	0:56.83 [10]	0:41.69 [10]	0:27.14 [10]	0:13.41 [6]			
	(8)	O G Thornley		0:41.70	200-0 (0:13.41)	(0:15.72)	(0:15.14)	(0:14.55)	(0:13.74)	(0:13.41)			
2	5	Quinn	3:17.78	0:27.89	54.2 (2600 - 2400)	1:13.52 [6]	0:57.79 [6]	0:42.57 [6]	0:28.02 [4]	0:14.02 [2]			
	(5)	M B Holbrough	1.9L (-6)	0:42.56	2600 - 2400 (0:13.29)	(0:15.73)	(0:15.22)	(0:14.54)	(0:14.00)	(0:14.02)			
3	6	Zarlino	3:17.97	0:28.27	54.2 (400-200)	1:13.38 [8]	0:57.67 [8]	0:42.48 [8]	0:27.92 [7]	0:14.01 [5]			
	(6)	B T Hope	3.0L (-5)	0:42.48	2600 - 2400 (0:13.62)	(0:15.71)	(0:15.19)	(0:14.56)	(0:13.91)	(0:14.01)			
4	3	To Ri Ruby	3:18.38	0:27.59	54.8 (2600 - 2400)	1:14.43 [4]	0:58.71 [4]	0:43.43 [4]	0:28.52 [5]	0:14.24 [7]			
	(3)	K A Butt	5.3L (-12)	0:43.44	2600 - 2400 (0:12.98)	(0:15.72)	(0:15.28)	(0:14.92)	(0:14.28)	(0:14.24)			
5	4	My Wingman	3:18.41	0:26.44	57.3 (2600 - 2400)	1:15.02 [1]	0:59.24 [1]	0:43.94 [1]	0:29.13 [1]	0:14.94 [1]			
	(4)	S J Thornley	5.5L (-36)	0:43.94	2600 - 2400 (0:12.35)	(0:15.78)	(0:15.30)	(0:14.80)	(0:14.20)	(0:14.94)			
6	7	Quicker Than Quick	3:18.51	0:28.62	52.5 (2600 - 2400)	1:14.90 [2]	0:59.16 [2]	0:43.86 [2]	0:28.98 [2]	0:14.66 [3]			
	(7)	J W Cox	6.1L (-18)	0:43.86	2600 - 2400 (0:13.80)	(0:15.75)	(0:15.30)	(0:14.88)	(0:14.32)	(0:14.66)			
7	2	Mighty Flying Lou	3:18.65	0:26.96	56.4 (2600 - 2400)	1:14.96 [3]	0:59.17 [3]	0:43.87 [3]	0:29.02 [3]	0:14.78 [4]			
	(2)	R T May	6.8L (-36)	0:43.87	2600 - 2400 (0:12.48)	(0:15.79)	(0:15.31)	(0:14.84)	(0:14.25)	(0:14.78)			
8	1	Jukebox Gypsy	3:18.80	0:27.43	54.7 (2600 - 2400)	1:14.79 [5]	0:58.97 [5]	0:43.66 [5]	0:28.86 [6]	0:14.59 [8]			
	(1)	S E O'Reilly	7.7L (-36)	0:43.67	2600 - 2400 (0:12.98)	(0:15.82)	(0:15.31)	(0:14.81)	(0:14.27)	(0:14.59)			
9	10	Commander Joe	3:18.88	0:27.71	54.8 (2600 - 2400)	1:14.58 [7]	0:58.76 [7]	0:43.46 [7]	0:28.66 [9]	0:14.39 [10]			
	(10)	H V Douglas	8.2L (-35)	0:43.46	2600 - 2400 (0:13.31)	(0:15.81)	(0:15.30)	(0:14.80)	(0:14.27)	(0:14.39)			
10	9	Pioneer	3:19.03	0:28.58	52.6 (600-400)	1:14.39 [9]	0:58.58 [9]	0:43.30 [9]	0:28.89 [8]	0:14.64 [9]			
	(9)	J C Morrison	9.1L (-28)	0:43.30	2600 - 2400 (0:14.16)	(0:15.81)	(0:15.28)	(0:14.41)	(0:14.25)	(0:14.64)			

Report Created: Fri 01 May 2026

(Note: Races are conducted over an approximate distance as close as possible to the advertised distance, and recorded data may vary accordingly. Official times refer to race times only and do not include handicap times.)

[] Position in running at each section and finish TAB# Saddle cloth number
 -:-:- No data available at this section BAR# Barrier/Gate Position
 NA No data available DNF Did not finish
 DNT Did not track DT-W Distance travelled compared to winner in metres

Fastest split
 Fastest section

Horse/Jockey Name	Trump Card/O G Thornley
Finish Rank	1
Fastest Section Time (Section)	0:13.41 (200-0)
Top Speed [km/h] (Section)	55.8 (400-200)
Race State	Finished

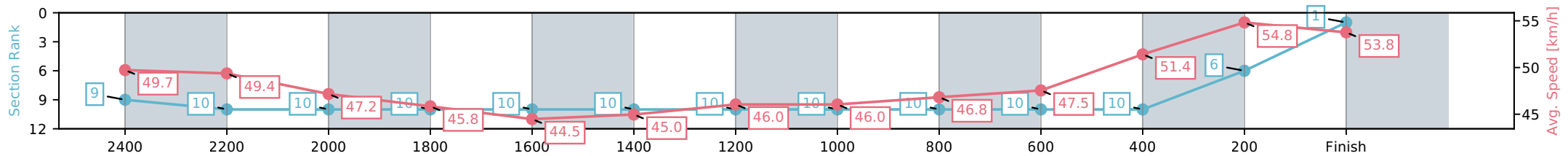


NZ Metropolitan Trotting Club Inc Harness
 Race 9: MAG & TURBO TYRE & SERVICE CENTRE MOBILE
 PACE - 2600m



01 May 2026 - 9:25PM
 Weather: Cloudy

Section	L2600	L2400	L2200	L2000	L1800	L1600	L1400	L1200	L1000	L800	L600	L400	L200
Section Times	3:17.45 (0:13.94)	3:03.51 [10] (0:15.10)	2:48.42 [10] (0:15.64)	2:32.77 [10] (0:15.71)	2:17.07 [10] (0:16.52)	2:00.54 [10] (0:16.35)	1:44.20 [10] (0:15.64)	1:28.56 [10] (0:16.01)	1:12.55 [10] (0:15.72)	0:56.83 [10] (0:15.14)	0:41.69 [10] (0:14.55)	0:27.14 [6] (0:13.74)	0:13.41 [1] (0:13.41)
Average Speed [km/h]	49.7	49.4	47.2	45.8	44.5	45.0	46.0	46.0	46.8	47.5	51.4	54.8	53.8
Top Speed [km/h]	52.1	51.0	49.8	47.7	45.3	45.7	47.9	47.6	48.5	48.6	53.1	55.8	55.7
Avg. Dist. to Rail [m]	13.7	4.8	3.5	3.8	3.3	2.9	5.3	3.0	3.0	3.5	5.2	6.9	10.0



- [] Ranking at each section and finish
- :-:- No data available at this section
- NA No data available

Horse/Jockey Name	Quinn/M B Holbrough
Finish Rank	2
Fastest Section Time (Section)	0:13.29 (2600 - 2400)
Top Speed [km/h] (Section)	54.2 (2600 - 2400)
Race State	Finished



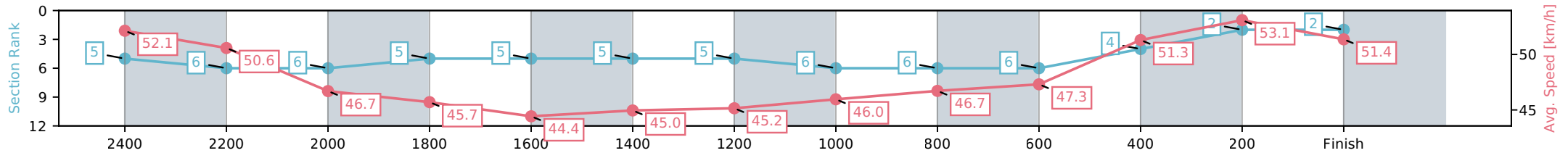
NZ Metropolitan Trotting Club Inc Harness
 Race 9: MAG & TURBO TYRE & SERVICE CENTRE MOBILE
 PACE - 2600m



01 May 2026 - 9:25PM

Weather: Cloudy

Section	L2600	L2400	L2200	L2000	L1800	L1600	L1400	L1200	L1000	L800	L600	L400	L200
Section Times	3:17.78 (0:13.29)	3:04.49 [6] (0:14.60)	2:49.88 [6] (0:15.77)	2:34.12 [5] (0:15.76)	2:18.36 [5] (0:16.53)	2:01.83 [5] (0:16.35)	1:45.48 [5] (0:15.95)	1:29.54 [6] (0:16.02)	1:13.52 [6] (0:15.73)	0:57.79 [6] (0:15.22)	0:42.57 [4] (0:14.54)	0:28.02 [2] (0:14.00)	0:14.02 [2] (0:14.02)
Average Speed [km/h]	52.1	50.6	46.7	45.7	44.4	45.0	45.2	46.0	46.7	47.3	51.3	53.1	51.4
Top Speed [km/h]	54.2	52.8	48.0	47.0	44.8	45.5	45.7	47.4	48.4	48.0	52.6	53.4	53.0
Avg. Dist. to Rail [m]	9.1	3.4	3.2	3.6	3.2	2.9	4.9	2.8	2.8	3.2	4.8	4.7	6.2



- [] Ranking at each section and finish
- :-:- No data available at this section
- NA No data available

Horse/Jockey Name	Zarlini/B T Hope
Finish Rank	3
Fastest Section Time (Section)	0:13.62 (2600 - 2400)
Top Speed [km/h] (Section)	54.2 (400-200)
Race State	Finished



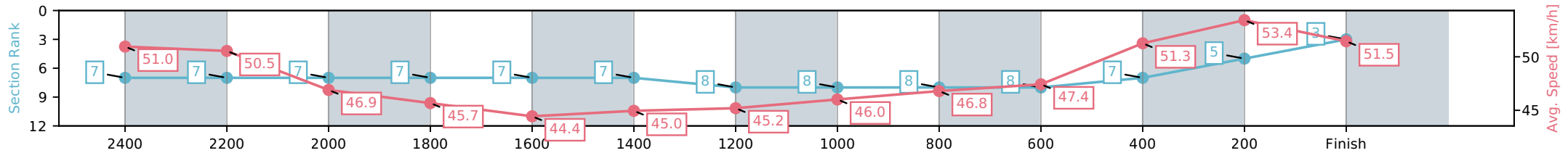
NZ Metropolitan Trotting Club Inc Harness
 Race 9: MAG & TURBO TYRE & SERVICE CENTRE MOBILE
 PACE - 2600m



01 May 2026 - 9:25PM

Weather: Cloudy

Section	L2600	L2400	L2200	L2000	L1800	L1600	L1400	L1200	L1000	L800	L600	L400	L200
Section Times	3:17.97 (0:13.62)	3:04.35 [7] (0:14.65)	2:49.71 [7] (0:15.72)	2:33.99 [7] (0:15.76)	2:18.23 [7] (0:16.53)	2:01.70 [7] (0:16.36)	1:45.35 [8] (0:15.93)	1:29.42 [8] (0:16.04)	1:13.38 [8] (0:15.71)	0:57.67 [8] (0:15.19)	0:42.48 [7] (0:14.56)	0:27.92 [5] (0:13.91)	0:14.01 [3] (0:14.01)
Average Speed [km/h]	51.0	50.5	46.9	45.7	44.4	45.0	45.2	46.0	46.8	47.4	51.3	53.4	51.5
Top Speed [km/h]	52.3	52.3	48.7	47.0	44.9	45.2	45.9	47.3	48.4	48.1	52.4	54.2	54.0
Avg. Dist. to Rail [m]	10.2	3.7	3.3	3.7	3.3	2.9	5.1	3.0	3.0	3.6	4.9	5.1	7.4



- [] Ranking at each section and finish
- :-:- No data available at this section
- NA No data available

Horse/Jockey Name	To Ri Ruby/K A Butt
Finish Rank	4
Fastest Section Time (Section)	0:12.98 (2600 - 2400)
Top Speed [km/h] (Section)	54.8 (2600 - 2400)
Race State	Finished



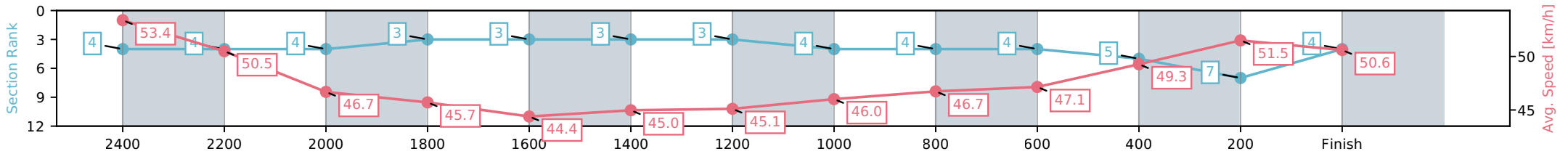
NZ Metropolitan Trotting Club Inc Harness
 Race 9: MAG & TURBO TYRE & SERVICE CENTRE MOBILE
 PACE - 2600m



01 May 2026 - 9:25PM

Weather: Cloudy

Section	L2600	L2400	L2200	L2000	L1800	L1600	L1400	L1200	L1000	L800	L600	L400	L200
Section Times	3:18.38 (0:12.98)	3:05.40 [4] (0:14.61)	2:50.79 [4] (0:15.77)	2:35.02 [3] (0:15.76)	2:19.26 [3] (0:16.53)	2:02.73 [3] (0:16.33)	1:46.39 [3] (0:15.96)	1:30.43 [4] (0:16.00)	1:14.43 [4] (0:15.72)	0:58.71 [4] (0:15.28)	0:43.43 [5] (0:14.92)	0:28.52 [7] (0:14.28)	0:14.24 [4] (0:14.24)
Average Speed [km/h]	53.4	50.5	46.7	45.7	44.4	45.0	45.1	46.0	46.7	47.1	49.3	51.5	50.6
Top Speed [km/h]	54.8	52.5	48.3	46.9	44.6	45.6	45.7	47.6	48.1	47.6	50.8	52.8	52.9
Avg. Dist. to Rail [m]	6.6	3.2	3.1	3.6	3.2	2.9	5.1	2.8	2.9	3.2	3.0	3.5	7.3



[] Ranking at each section and finish
 -:-:- No data available at this section
 NA No data available

Horse/Jockey Name	My Wingman/S J Thornley
Finish Rank	5
Fastest Section Time (Section)	0:12.35 (2600 - 2400)
Top Speed [km/h] (Section)	57.3 (2600 - 2400)
Race State	Finished



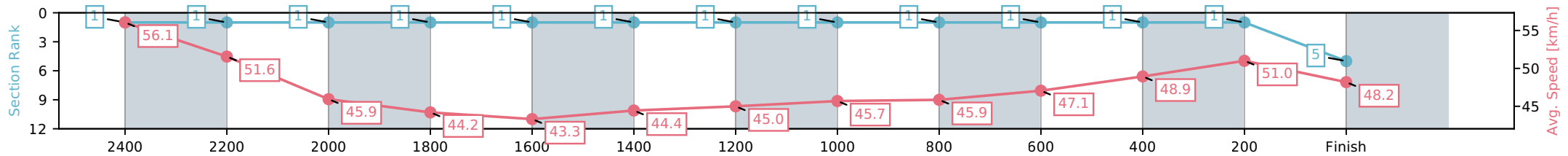
NZ Metropolitan Trotting Club Inc Harness
 Race 9: MAG & TURBO TYRE & SERVICE CENTRE MOBILE
 PACE - 2600m



01 May 2026 - 9:25PM

Weather: Cloudy

Section	L2600	L2400	L2200	L2000	L1800	L1600	L1400	L1200	L1000	L800	L600	L400	L200
Section Times	3:18.41 (0:12.35)	3:06.06 [1] (0:14.09)	2:51.96 [1] (0:15.76)	2:36.21 [1] (0:16.29)	2:19.92 [1] (0:16.72)	2:03.20 [1] (0:16.30)	1:46.90 [1] (0:16.01)	1:30.89 [1] (0:15.88)	1:15.02 [1] (0:15.78)	0:59.24 [1] (0:15.30)	0:43.94 [1] (0:14.80)	0:29.13 [1] (0:14.20)	0:14.94 [5] (0:14.94)
Average Speed [km/h]	56.1	51.6	45.9	44.2	43.3	44.4	45.0	45.7	45.9	47.1	48.9	51.0	48.2
Top Speed [km/h]	57.3	56.9	47.1	45.2	44.0	45.2	45.6	46.4	47.1	47.8	50.3	51.2	51.1
Avg. Dist. to Rail [m]	7.7	1.5	0.9	1.3	1.0	1.1	2.8	0.9	0.9	1.4	1.1	1.2	3.6



- [] Ranking at each section and finish
- :-:- No data available at this section
- NA No data available

Horse/Jockey Name	Quicker Than Quick/J W Cox
Finish Rank	6
Fastest Section Time (Section)	0:13.80 (2600 - 2400)
Top Speed [km/h] (Section)	52.5 (2600 - 2400)
Race State	Finished

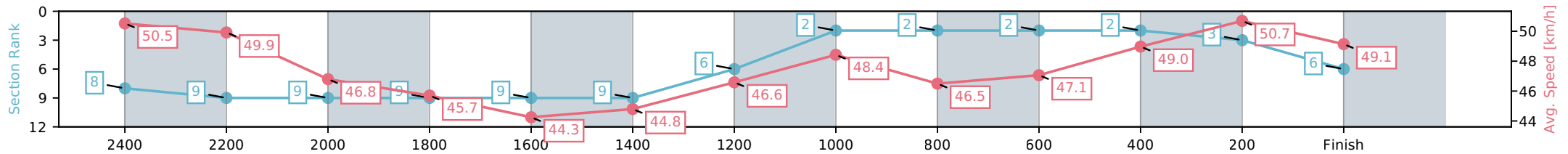


NZ Metropolitan Trotting Club Inc Harness
 Race 9: MAG & TURBO TYRE & SERVICE CENTRE MOBILE
 PACE - 2600m



01 May 2026 - 9:25PM
 Weather: Cloudy

Section	L2600	L2400	L2200	L2000	L1800	L1600	L1400	L1200	L1000	L800	L600	L400	L200
Section Times	3:18.51 (0:13.80)	3:04.72 [9] (0:14.82)	2:49.90 [9] (0:15.77)	2:34.12 [9] (0:15.77)	2:18.36 [9] (0:16.44)	2:01.91 [9] (0:16.24)	1:45.68 [6] (0:15.45)	1:30.23 [2] (0:15.32)	1:14.90 [2] (0:15.75)	0:59.16 [2] (0:15.30)	0:43.86 [2] (0:14.88)	0:28.98 [3] (0:14.32)	0:14.66 [6] (0:14.66)
Average Speed [km/h]	50.5	49.9	46.8	45.7	44.3	44.8	46.6	48.4	46.5	47.1	49.0	50.7	49.1
Top Speed [km/h]	52.5	51.6	49.3	47.3	44.7	45.4	48.6	49.5	47.5	47.6	50.3	51.1	51.1
Avg. Dist. to Rail [m]	10.9	3.7	3.5	3.5	2.1	1.7	5.8	3.7	2.4	2.8	1.9	1.5	3.2



- [] Ranking at each section and finish
- :-:- No data available at this section
- NA No data available

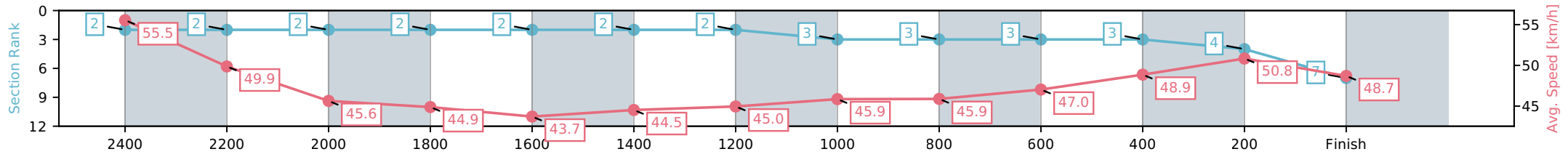
Horse/Jockey Name	Mighty Flying Lou/R T May
Finish Rank	7
Fastest Section Time (Section)	0:12.48 (2600 - 2400)
Top Speed [km/h] (Section)	56.4 (2600 - 2400)
Race State	Finished



NZ Metropolitan Trotting Club Inc Harness
 Race 9: MAG & TURBO TYRE & SERVICE CENTRE MOBILE
 PACE - 2600m
 01 May 2026 - 9:25PM
 Weather: Cloudy



Section	L2600	L2400	L2200	L2000	L1800	L1600	L1400	L1200	L1000	L800	L600	L400	L200
Section Times	3:18.65 (0:12.48)	3:06.17 [2] (0:14.48)	2:51.69 [2] (0:15.95)	2:35.74 [2] (0:16.05)	2:19.69 [2] (0:16.58)	2:03.11 [2] (0:16.29)	1:46.82 [2] (0:16.02)	1:30.81 [3] (0:15.85)	1:14.96 [3] (0:15.79)	0:59.17 [3] (0:15.31)	0:43.87 [3] (0:14.84)	0:29.02 [4] (0:14.25)	0:14.78 [7] (0:14.78)
Average Speed [km/h]	55.5	49.9	45.6	44.9	43.7	44.5	45.0	45.9	45.9	47.0	48.9	50.8	48.7
Top Speed [km/h]	56.4	55.1	47.5	46.1	44.2	45.3	45.7	46.5	47.1	47.5	49.9	51.5	51.6
Avg. Dist. to Rail [m]	4.5	0.6	1.5	1.9	1.2	1.2	3.0	1.1	1.1	1.4	1.2	1.1	2.0



[] Ranking at each section and finish
 -:-:- No data available at this section
 NA No data available

Horse/Jockey Name	Jukebox Gypsy/S E O'Reilly
Finish Rank	8
Fastest Section Time (Section)	0:12.98 (2600 - 2400)
Top Speed [km/h] (Section)	54.7 (2600 - 2400)
Race State	Finished



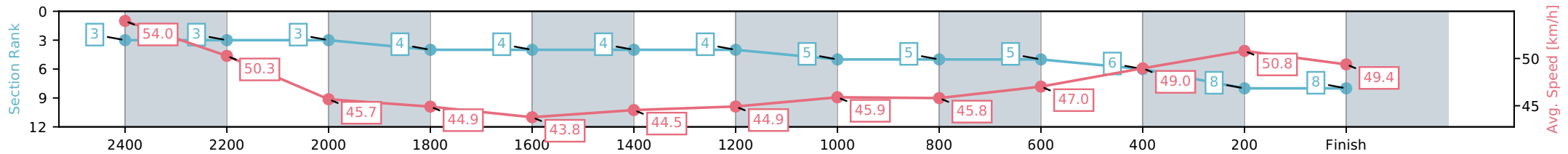
NZ Metropolitan Trotting Club Inc Harness
 Race 9: MAG & TURBO TYRE & SERVICE CENTRE MOBILE
 PACE - 2600m



01 May 2026 - 9:25PM

Weather: Cloudy

Section	L2600	L2400	L2200	L2000	L1800	L1600	L1400	L1200	L1000	L800	L600	L400	L200
Section Times	3:18.80 (0:12.98)	3:05.82 [3] (0:14.45)	2:51.37 [3] (0:15.87)	2:35.50 [4] (0:16.03)	2:19.47 [4] (0:16.56)	2:02.91 [4] (0:16.28)	1:46.63 [4] (0:16.03)	1:30.60 [5] (0:15.81)	1:14.79 [5] (0:15.82)	0:58.97 [5] (0:15.31)	0:43.66 [6] (0:14.81)	0:28.86 [8] (0:14.27)	0:14.59 [8] (0:14.59)
Average Speed [km/h]	54.0	50.3	45.7	44.9	43.8	44.5	44.9	45.9	45.8	47.0	49.0	50.8	49.4
Top Speed [km/h]	54.7	53.9	47.0	46.0	44.2	45.3	45.7	46.9	47.1	47.5	49.7	51.2	51.5
Avg. Dist. to Rail [m]	3.5	1.2	1.2	1.6	1.3	1.1	3.1	1.1	1.0	1.5	1.2	1.1	0.9



- [] Ranking at each section and finish
- :-:- No data available at this section
- NA No data available

Horse/Jockey Name	Commander Joe/H V Douglas
Finish Rank	9
Fastest Section Time (Section)	0:13.31 (2600 - 2400)
Top Speed [km/h] (Section)	54.8 (2600 - 2400)
Race State	Finished

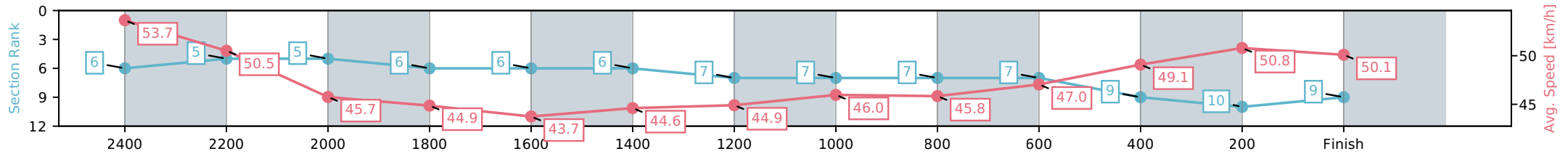


NZ Metropolitan Trotting Club Inc Harness
 Race 9: MAG & TURBO TYRE & SERVICE CENTRE MOBILE
 PACE - 2600m



01 May 2026 - 9:25PM
 Weather: Cloudy

Section	L2600	L2400	L2200	L2000	L1800	L1600	L1400	L1200	L1000	L800	L600	L400	L200
Section Times	3:18.88 (0:13.31)	3:05.57 [5] (0:14.40)	2:51.17 [5] (0:15.88)	2:35.29 [6] (0:16.05)	2:19.24 [6] (0:16.58)	2:02.66 [6] (0:16.25)	1:46.41 [7] (0:16.03)	1:30.38 [7] (0:15.80)	1:14.58 [7] (0:15.81)	0:58.76 [7] (0:15.30)	0:43.46 [9] (0:14.80)	0:28.66 [10] (0:14.27)	0:14.39 [9] (0:14.39)
Average Speed [km/h]	53.7	50.5	45.7	44.9	43.7	44.6	44.9	46.0	45.8	47.0	49.1	50.8	50.1
Top Speed [km/h]	54.8	52.7	47.2	46.0	44.4	45.3	45.7	47.1	46.9	47.6	50.4	51.2	51.3
Avg. Dist. to Rail [m]	4.1	1.6	1.3	1.7	1.3	1.2	3.2	1.2	1.1	1.6	1.5	1.2	2.2



- [] Ranking at each section and finish
- :-:- No data available at this section
- NA No data available

Horse/Jockey Name	Pioneer/J C Morrison
Finish Rank	10
Fastest Section Time (Section)	0:14.16 (2600 - 2400)
Top Speed [km/h] (Section)	52.6 (600-400)
Race State	Finished

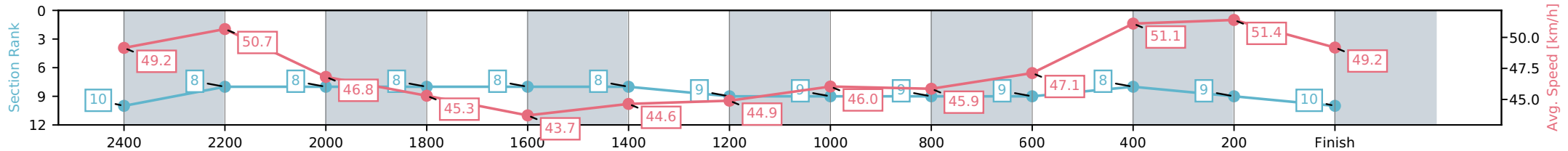


NZ Metropolitan Trotting Club Inc Harness
 Race 9: MAG & TURBO TYRE & SERVICE CENTRE MOBILE
 PACE - 2600m



01 May 2026 - 9:25PM
 Weather: Cloudy

Section	L2600	L2400	L2200	L2000	L1800	L1600	L1400	L1200	L1000	L800	L600	L400	L200
Section Times	3:19.03 (0:14.16)	3:04.87 [8] (0:14.42)	2:50.45 [8] (0:15.51)	2:34.94 [8] (0:15.89)	2:19.04 [8] (0:16.59)	2:02.46 [8] (0:16.24)	1:46.22 [9] (0:16.04)	1:30.18 [9] (0:15.79)	1:14.39 [9] (0:15.81)	0:58.58 [9] (0:15.28)	0:43.30 [8] (0:14.41)	0:28.89 [9] (0:14.25)	0:14.64 [10] (0:14.64)
Average Speed [km/h]	49.2	50.7	46.8	45.3	43.7	44.6	44.9	46.0	45.9	47.1	51.1	51.4	49.2
Top Speed [km/h]	51.7	51.5	49.2	47.0	44.6	45.4	45.7	47.1	47.0	48.1	52.6	52.4	52.3
Avg. Dist. to Rail [m]	13.8	2.2	1.3	1.6	1.3	1.1	3.3	1.2	1.2	1.6	3.1	2.8	4.1



[] Ranking at each section and finish
 -:-:- No data available at this section
 NA No data available