



NZ Metropolitan Trotting Club Inc Harness
 Race 1: PLUMBERS NIGHT 26 JUNE. BOOK NOW!!! TROT - 2600m
 06 May 2026 - 5:05PM



Weather: Cloudy

Field Times (Race Tempo) 3:31.21 (0:17.52) 3:13.69 (0:15.97) 2:57.72 (0:17.02) 2:40.70 (0:17.41) 2:23.28 (0:17.80) 2:05.48 (0:17.39) 1:48.10 (0:17.16) 1:30.94 (0:17.03)

| Rank | TAB# | Horse | Overall Time | First 400m | Top Speed km/h (Section) | L2600 | L2400 | L2200 | L2000 | L1800 | L1600 | L1400 | L1200 |
|------|--------|------------------|---------------|------------|--------------------------|--------------|-------------|-------------|-------------|-------------|-------------|-------------|-------------|
| | (BAR#) | Driver | Margin (DT-W) | Last 600m | Fastest Section (Time) | Start - 2400 | 2400 - 2200 | 2200 - 2000 | 2000 - 1800 | 1800 - 1600 | 1600 - 1400 | 1400 - 1200 | 1200 - 1000 |
| 1 | 5 | The Royal Gamble | 3:31.21 | 0:33.49 | 52.7 (200-0) | 3:31.21 | 3:13.69 [1] | 2:57.72 [1] | 2:40.70 [1] | 2:23.28 [1] | 2:05.48 [1] | 1:48.10 [1] | 1:30.94 [1] |
| | (5) | S J Thornley | | 0:42.68 | 200-0 (0:13.87) | (0:17.52) | (0:15.97) | (0:17.02) | (0:17.41) | (0:17.80) | (0:17.39) | (0:17.16) | (0:17.03) |
| 2 | 4 | What The Bell | 3:31.49 | 0:33.87 | 53.3 (200-0) | 3:31.49 | 3:13.60 [2] | 2:57.61 [2] | 2:40.61 [2] | 2:23.20 [2] | 2:05.40 [2] | 1:48.03 [2] | 1:30.87 [2] |
| | (4) | S J Ottley | 1.6L (-1) | 0:42.64 | 200-0 (0:13.92) | (0:17.89) | (0:15.98) | (0:17.00) | (0:17.42) | (0:17.79) | (0:17.37) | (0:17.17) | (0:17.02) |
| 3 | 2 | Natives Inferno | 3:31.84 | 0:34.61 | 53.3 (200-0) | 3:31.84 | 3:12.79 [5] | 2:57.22 [4] | 2:40.29 [4] | 2:22.82 [4] | 2:05.06 [4] | 1:47.69 [4] | 1:30.49 [4] |
| | (2) | K G Cameron | 3.6L (+8) | 0:42.87 | 200-0 (0:13.98) | (0:19.05) | (0:15.56) | (0:16.94) | (0:17.46) | (0:17.76) | (0:17.37) | (0:17.20) | (0:16.98) |
| 4 | 3 | Royal Diedre | 3:32.27 | 0:34.21 | 51.0 (600-400) | 3:32.27 | 3:14.06 [3] | 2:58.06 [3] | 2:41.06 [3] | 2:23.64 [3] | 2:05.85 [3] | 1:48.49 [3] | 1:31.32 [3] |
| | (3) | A K Beecroft | 6.1L (+6) | 0:43.59 | 400-200 (0:14.48) | (0:18.22) | (0:15.99) | (0:17.00) | (0:17.42) | (0:17.78) | (0:17.36) | (0:17.17) | (0:17.02) |
| 5 | 6 | Bonnie Bagrie | 3:33.80 | 0:40.22 | 51.4 (2000-1800) | 3:33.80 | 3:15.06 [4] | 2:53.58 [6] | 2:36.12 [6] | 2:21.91 [6] | 2:06.17 [6] | 1:48.98 [6] | 1:31.73 [6] |
| | (U1) | S J Tomlinson | 14.8L (+13) | 0:44.24 | 2000-1800 (0:14.21) | (0:18.74) | (0:21.48) | (0:17.46) | (0:14.21) | (0:15.74) | (0:17.19) | (0:17.25) | (0:16.96) |
| 6 | 1 | Brianna | 3:33.91 | 0:39.74 | 50.0 (800-600) | 3:33.91 | 3:10.27 [6] | 2:54.17 [5] | 2:38.14 [5] | 2:22.70 [5] | 2:06.63 [5] | 1:49.40 [5] | 1:32.18 [5] |
| | (1) | D D McCormick | 15.4L (+1) | 0:44.69 | 800-600 (0:14.58) | (0:23.64) | (0:16.10) | (0:16.02) | (0:15.44) | (0:16.07) | (0:17.23) | (0:17.21) | (0:16.98) |

Report Created: Wed 06 May 2026

(Note: Races are conducted over an approximate distance as close as possible to the advertised distance, and recorded data may vary accordingly. Official times refer to race times only and do not include handicap times.)

[] Position in running at each section and finish TAB# Saddle cloth number

-:--:-- No data available at this section

NA No data available

DNT Did not track

BAR# Barrier/Gate Position

DNF Did not finish

DT-W Distance travelled compared to winner in metres

[] Fastest split

[█] Fastest section



NZ Metropolitan Trotting Club Inc Harness
 Race 1: PLUMBERS NIGHT 26 JUNE. BOOK NOW!!! TROT - 2600m
 06 May 2026 - 5:05PM



Weather: Cloudy

Field Times
 (Race Tempo) 1:13.91 0:57.83 0:42.68 0:28.05 0:13.87
 (0:16.08) (0:15.15) (0:14.63) (0:14.18) (0:13.87)

| Rank | TAB# | Horse | Overall Time | First 400m | Top Speed km/h (Section) | L1000 | L800 | L600 | L400 | L200 | | | |
|------|--------|------------------|---------------|------------|--------------------------|-------------|-------------|-------------|-------------|--------------|--|--|--|
| | (BAR#) | Driver | Margin (DT-W) | Last 600m | Fastest Section (Time) | 1000 - 800 | 800 - 600 | 600 - 400 | 400 - 200 | 200 - Finish | | | |
| 1 | 5 | The Royal Gamble | 3:31.21 | 0:33.49 | 52.7 (200-0) | 1:13.91 [1] | 0:57.82 [1] | 0:42.68 [1] | 0:28.04 [1] | 0:13.87 [1] | | | |
| | (5) | S J Thornley | | 0:42.68 | 200-0 (0:13.87) | (0:16.08) | (0:15.15) | (0:14.63) | (0:14.18) | (0:13.87) | | | |
| 2 | 4 | What The Bell | 3:31.49 | 0:33.87 | 53.3 (200-0) | 1:13.84 [2] | 0:57.77 [2] | 0:42.64 [3] | 0:28.02 [3] | 0:13.92 [2] | | | |
| | (4) | S J Ottley | 1.6L (-1) | 0:42.64 | 200-0 (0:13.92) | (0:16.08) | (0:15.12) | (0:14.62) | (0:14.10) | (0:13.92) | | | |
| 3 | 2 | Natives Inferno | 3:31.84 | 0:34.61 | 53.3 (200-0) | 1:13.51 [4] | 0:57.53 [4] | 0:42.87 [4] | 0:28.34 [4] | 0:13.98 [4] | | | |
| | (2) | K G Cameron | 3.6L (+8) | 0:42.87 | 200-0 (0:13.98) | (0:15.98) | (0:14.66) | (0:14.54) | (0:14.35) | (0:13.98) | | | |
| 4 | 3 | Royal Diedre | 3:32.27 | 0:34.21 | 51.0 (600-400) | 1:14.30 [3] | 0:58.29 [3] | 0:43.59 [2] | 0:29.06 [2] | 0:14.58 [3] | | | |
| | (3) | A K Beecroft | 6.1L (+6) | 0:43.59 | 400-200 (0:14.48) | (0:16.00) | (0:14.71) | (0:14.53) | (0:14.48) | (0:14.58) | | | |
| 5 | 6 | Bonnie Bagrie | 3:33.80 | 0:40.22 | 51.4 (2000-1800) | 1:14.77 [6] | 0:58.83 [6] | 0:44.25 [6] | 0:29.37 [6] | 0:14.35 [6] | | | |
| | (U1) | S J Tomlinson | 14.8L (+13) | 0:44.24 | 2000-1800 (0:14.21) | (0:15.94) | (0:14.58) | (0:14.88) | (0:15.01) | (0:14.35) | | | |
| 6 | 1 | Brianna | 3:33.91 | 0:39.74 | 50.0 (800-600) | 1:15.21 [5] | 0:59.28 [5] | 0:44.70 [5] | 0:29.88 [5] | 0:14.78 [5] | | | |
| | (1) | D D McCormick | 15.4L (+1) | 0:44.69 | 800-600 (0:14.58) | (0:15.93) | (0:14.58) | (0:14.81) | (0:15.10) | (0:14.78) | | | |

Report Created: Wed 06 May 2026

(Note: Races are conducted over an approximate distance as close as possible to the advertised distance, and recorded data may vary accordingly. Official times refer to race times only and do not include handicap times.)

[] Position in running at each section and finish TAB# Saddle cloth number
 -:-:- No data available at this section BAR# Barrier/Gate Position
 NA No data available DNF Did not finish
 DNT Did not track DT-W Distance travelled compared to winner in metres

Fastest split
 Fastest section

| | |
|--------------------------------|-------------------------------|
| Horse/Jockey Name | The Royal Gamble/S J Thornley |
| Finish Rank | 1 |
| Fastest Section Time (Section) | 0:13.87 (200-0) |
| Top Speed [km/h] (Section) | 52.7 (200-0) |
| Race State | Finished |



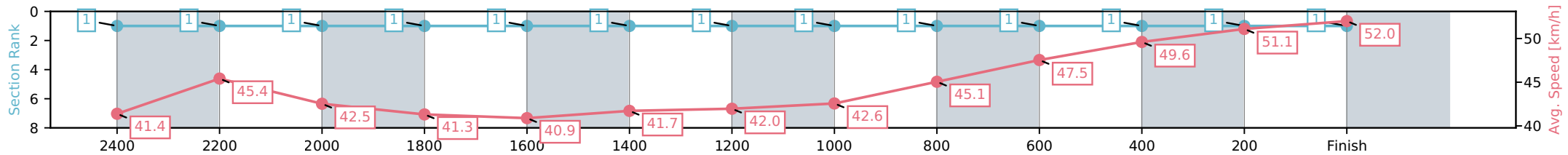
NZ Metropolitan Trotting Club Inc Harness
 Race 1: PLUMBERS NIGHT 26 JUNE. BOOK NOW!!! TROT - 2600m



06 May 2026 - 5:05PM

Weather: Cloudy

| Section | L2600 | L2400 | L2200 | L2000 | L1800 | L1600 | L1400 | L1200 | L1000 | L800 | L600 | L400 | L200 |
|------------------------|----------------------|--------------------------|--------------------------|--------------------------|--------------------------|--------------------------|--------------------------|--------------------------|--------------------------|--------------------------|--------------------------|--------------------------|--------------------------|
| Section Times | 3:31.21 (0:17.52) | 3:13.69 [1] (0:15.97) | 2:57.72 [1] (0:17.02) | 2:40.70 [1] (0:17.41) | 2:23.28 [1] (0:17.80) | 2:05.48 [1] (0:17.39) | 1:48.10 [1] (0:17.16) | 1:30.94 [1] (0:17.03) | 1:13.91 [1] (0:16.08) | 0:57.82 [1] (0:15.15) | 0:42.68 [1] (0:14.63) | 0:28.04 [1] (0:14.18) | 0:13.87 [1] (0:13.87) |
| Average Speed [km/h] | 41.4 | 45.4 | 42.5 | 41.3 | 40.9 | 41.7 | 42.0 | 42.6 | 45.1 | 47.5 | 49.6 | 51.1 | 52.0 |
| Top Speed [km/h] | 49.8 | 48.2 | 44.7 | 41.5 | 41.4 | 42.4 | 42.4 | 43.9 | 45.6 | 49.3 | 50.2 | 51.8 | 52.7 |
| Avg. Dist. to Rail [m] | 7.2 | 1.1 | 0.9 | 1.2 | 1.6 | 1.1 | 2.0 | 0.9 | 1.0 | 1.5 | 1.3 | 1.3 | 3.8 |



- [] Ranking at each section and finish
- :-:- No data available at this section
- NA No data available

| | |
|--------------------------------|--------------------------|
| Horse/Jockey Name | What The Bell/S J Ottley |
| Finish Rank | 2 |
| Fastest Section Time (Section) | 0:13.92 (200-0) |
| Top Speed [km/h] (Section) | 53.3 (200-0) |
| Race State | Finished |

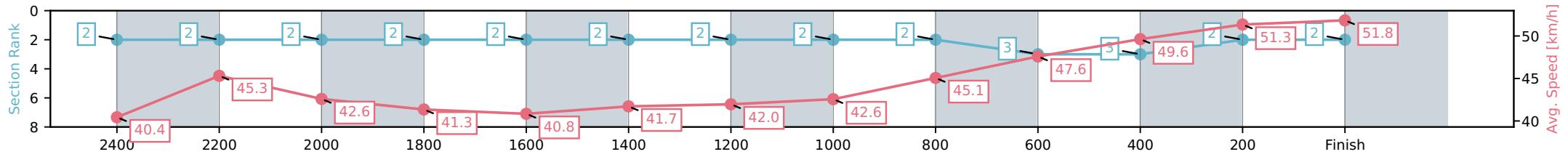


NZ Metropolitan Trotting Club Inc Harness
 Race 1: PLUMBERS NIGHT 26 JUNE. BOOK NOW!!! TROT - 2600m



06 May 2026 - 5:05PM
 Weather: Cloudy

| Section | L2600 | L2400 | L2200 | L2000 | L1800 | L1600 | L1400 | L1200 | L1000 | L800 | L600 | L400 | L200 |
|------------------------|----------------------|--------------------------|--------------------------|--------------------------|--------------------------|--------------------------|--------------------------|--------------------------|--------------------------|--------------------------|--------------------------|--------------------------|--------------------------|
| Section Times | 3:31.49 (0:17.89) | 3:13.60 [2] (0:15.98) | 2:57.61 [2] (0:17.00) | 2:40.61 [2] (0:17.42) | 2:23.20 [2] (0:17.79) | 2:05.40 [2] (0:17.37) | 1:48.03 [2] (0:17.17) | 1:30.87 [2] (0:17.02) | 1:13.84 [2] (0:16.08) | 0:57.77 [3] (0:15.12) | 0:42.64 [3] (0:14.62) | 0:28.02 [2] (0:14.10) | 0:13.92 [2] (0:13.92) |
| Average Speed [km/h] | 40.4 | 45.3 | 42.6 | 41.3 | 40.8 | 41.7 | 42.0 | 42.6 | 45.1 | 47.6 | 49.6 | 51.3 | 51.8 |
| Top Speed [km/h] | 48.5 | 47.0 | 44.8 | 41.6 | 41.3 | 42.3 | 42.5 | 44.0 | 45.6 | 49.1 | 50.2 | 53.1 | 53.3 |
| Avg. Dist. to Rail [m] | 4.9 | 0.8 | 0.8 | 1.2 | 1.5 | 1.0 | 2.0 | 0.9 | 1.0 | 1.4 | 1.2 | 1.0 | 2.2 |



[] Ranking at each section and finish
 -:-:- No data available at this section
 NA No data available

| | |
|--------------------------------|-----------------------------|
| Horse/Jockey Name | Natives Inferno/K G Cameron |
| Finish Rank | 3 |
| Fastest Section Time (Section) | 0:13.98 (200-0) |
| Top Speed [km/h] (Section) | 53.3 (200-0) |
| Race State | Finished |

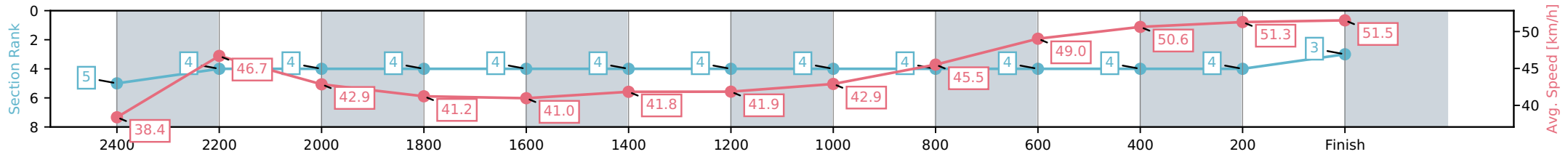


NZ Metropolitan Trotting Club Inc Harness
 Race 1: PLUMBERS NIGHT 26 JUNE. BOOK NOW!!! TROT - 2600m



06 May 2026 - 5:05PM
 Weather: Cloudy

| Section | L2600 | L2400 | L2200 | L2000 | L1800 | L1600 | L1400 | L1200 | L1000 | L800 | L600 | L400 | L200 |
|------------------------|----------------------|--------------------------|--------------------------|--------------------------|--------------------------|--------------------------|--------------------------|--------------------------|--------------------------|--------------------------|--------------------------|--------------------------|--------------------------|
| Section Times | 3:31.84 (0:19.05) | 3:12.79 [4] (0:15.56) | 2:57.22 [4] (0:16.94) | 2:40.29 [4] (0:17.46) | 2:22.82 [4] (0:17.76) | 2:05.06 [4] (0:17.37) | 1:47.69 [4] (0:17.20) | 1:30.49 [4] (0:16.98) | 1:13.51 [4] (0:15.98) | 0:57.53 [4] (0:14.66) | 0:42.87 [4] (0:14.54) | 0:28.34 [4] (0:14.35) | 0:13.98 [3] (0:13.98) |
| Average Speed [km/h] | 38.4 | 46.7 | 42.9 | 41.2 | 41.0 | 41.8 | 41.9 | 42.9 | 45.5 | 49.0 | 50.6 | 51.3 | 51.5 |
| Top Speed [km/h] | 48.8 | 48.8 | 45.6 | 41.8 | 41.4 | 42.6 | 42.5 | 43.8 | 46.7 | 50.3 | 51.0 | 53.0 | 53.3 |
| Avg. Dist. to Rail [m] | 3.6 | 1.3 | 1.2 | 1.6 | 1.7 | 1.4 | 2.3 | 1.5 | 1.7 | 3.0 | 2.9 | 3.7 | 5.8 |



- [] Ranking at each section and finish
- :-:- No data available at this section
- NA No data available

| | |
|--------------------------------|---------------------------|
| Horse/Jockey Name | Royal Diedre/A K Beecroft |
| Finish Rank | 4 |
| Fastest Section Time (Section) | 0:14.48 (400-200) |
| Top Speed [km/h] (Section) | 51.0 (600-400) |
| Race State | Finished |



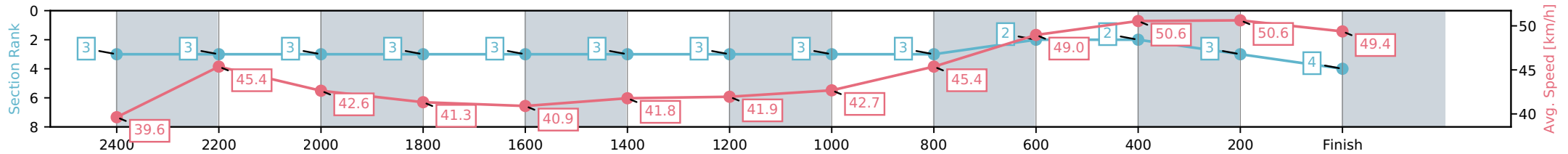
NZ Metropolitan Trotting Club Inc Harness
 Race 1: PLUMBERS NIGHT 26 JUNE. BOOK NOW!!! TROT - 2600m



06 May 2026 - 5:05PM

Weather: Cloudy

| Section | L2600 | L2400 | L2200 | L2000 | L1800 | L1600 | L1400 | L1200 | L1000 | L800 | L600 | L400 | L200 |
|------------------------|----------------------|--------------------------|--------------------------|--------------------------|--------------------------|--------------------------|--------------------------|--------------------------|--------------------------|--------------------------|--------------------------|--------------------------|--------------------------|
| Section Times | 3:32.27 (0:18.22) | 3:14.06 [3] (0:15.99) | 2:58.06 [3] (0:17.00) | 2:41.06 [3] (0:17.42) | 2:23.64 [3] (0:17.78) | 2:05.85 [3] (0:17.36) | 1:48.49 [3] (0:17.17) | 1:31.32 [3] (0:17.02) | 1:14.30 [3] (0:16.00) | 0:58.29 [2] (0:14.71) | 0:43.59 [2] (0:14.53) | 0:29.06 [3] (0:14.48) | 0:14.58 [4] (0:14.58) |
| Average Speed [km/h] | 39.6 | 45.4 | 42.6 | 41.3 | 40.9 | 41.8 | 41.9 | 42.7 | 45.4 | 49.0 | 50.6 | 50.6 | 49.4 |
| Top Speed [km/h] | 47.8 | 47.1 | 45.1 | 41.6 | 41.6 | 42.5 | 42.4 | 44.2 | 47.3 | 49.9 | 51.0 | 51.0 | 50.6 |
| Avg. Dist. to Rail [m] | 3.4 | 1.1 | 1.0 | 1.3 | 1.6 | 1.2 | 2.1 | 1.2 | 1.4 | 2.9 | 2.8 | 2.9 | 4.5 |



- [] Ranking at each section and finish
- :-:- No data available at this section
- NA No data available

| | |
|--------------------------------|-----------------------------|
| Horse/Jockey Name | Bonnie Bagrie/S J Tomlinson |
| Finish Rank | 5 |
| Fastest Section Time (Section) | 0:14.21 (2000-1800) |
| Top Speed [km/h] (Section) | 51.4 (2000-1800) |
| Race State | Finished |



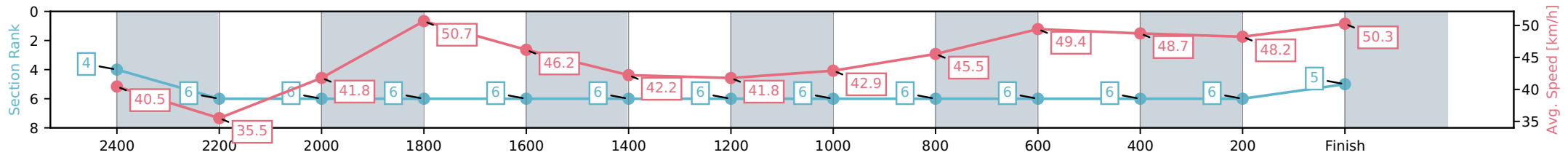
NZ Metropolitan Trotting Club Inc Harness
 Race 1: PLUMBERS NIGHT 26 JUNE. BOOK NOW!!! TROT - 2600m



06 May 2026 - 5:05PM

Weather: Cloudy

| Section | L2600 | L2400 | L2200 | L2000 | L1800 | L1600 | L1400 | L1200 | L1000 | L800 | L600 | L400 | L200 |
|------------------------|----------------------|--------------------------|--------------------------|--------------------------|--------------------------|--------------------------|--------------------------|--------------------------|--------------------------|--------------------------|--------------------------|--------------------------|--------------------------|
| Section Times | 3:33.80 (0:18.74) | 3:15.06 [6] (0:21.48) | 2:53.58 [6] (0:17.46) | 2:36.12 [6] (0:14.21) | 2:21.91 [6] (0:15.74) | 2:06.17 [6] (0:17.19) | 1:48.98 [6] (0:17.25) | 1:31.73 [6] (0:16.96) | 1:14.77 [6] (0:15.94) | 0:58.83 [6] (0:14.58) | 0:44.25 [6] (0:14.88) | 0:29.37 [6] (0:15.01) | 0:14.35 [5] (0:14.35) |
| Average Speed [km/h] | 40.5 | 35.5 | 41.8 | 50.7 | 46.2 | 42.2 | 41.8 | 42.9 | 45.5 | 49.4 | 48.7 | 48.2 | 50.3 |
| Top Speed [km/h] | 47.9 | 44.6 | 49.5 | 51.4 | 50.5 | 44.2 | 43.2 | 43.7 | 47.1 | 50.2 | 49.3 | 49.9 | 50.8 |
| Avg. Dist. to Rail [m] | 8.9 | 6.7 | 2.6 | 1.6 | 1.5 | 1.4 | 2.3 | 1.5 | 1.4 | 1.8 | 1.2 | 1.3 | 3.8 |



- [] Ranking at each section and finish
- :-:- No data available at this section
- NA No data available

| | |
|--------------------------------|-----------------------|
| Horse/Jockey Name | Brianna/D D McCormick |
| Finish Rank | 6 |
| Fastest Section Time (Section) | 0:14.58 (800-600) |
| Top Speed [km/h] (Section) | 50.0 (800-600) |
| Race State | Finished |

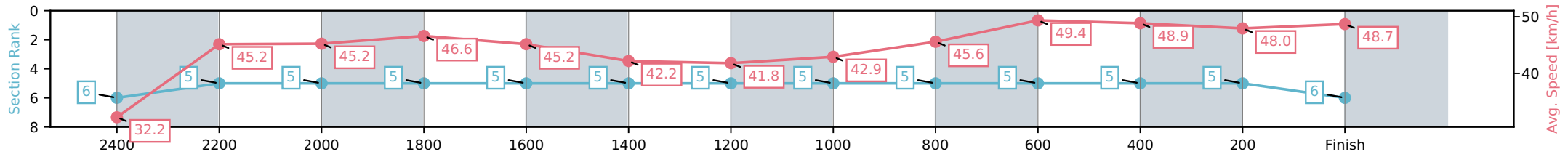


NZ Metropolitan Trotting Club Inc Harness
 Race 1: PLUMBERS NIGHT 26 JUNE. BOOK NOW!!! TROT - 2600m



06 May 2026 - 5:05PM
 Weather: Cloudy

| Section | L2600 | L2400 | L2200 | L2000 | L1800 | L1600 | L1400 | L1200 | L1000 | L800 | L600 | L400 | L200 |
|------------------------|----------------------|--------------------------|--------------------------|--------------------------|--------------------------|--------------------------|--------------------------|--------------------------|--------------------------|--------------------------|--------------------------|--------------------------|--------------------------|
| Section Times | 3:33.91 (0:23.64) | 3:10.27 [5] (0:16.10) | 2:54.17 [5] (0:16.02) | 2:38.14 [5] (0:15.44) | 2:22.70 [5] (0:16.07) | 2:06.63 [5] (0:17.23) | 1:49.40 [5] (0:17.21) | 1:32.18 [5] (0:16.98) | 1:15.21 [5] (0:15.93) | 0:59.28 [5] (0:14.58) | 0:44.70 [5] (0:14.81) | 0:29.88 [5] (0:15.10) | 0:14.78 [6] (0:14.78) |
| Average Speed [km/h] | 32.2 | 45.2 | 45.2 | 46.6 | 45.2 | 42.2 | 41.8 | 42.9 | 45.6 | 49.4 | 48.9 | 48.0 | 48.7 |
| Top Speed [km/h] | 44.9 | 45.7 | 46.6 | 47.2 | 46.4 | 43.8 | 42.8 | 43.6 | 47.4 | 50.0 | 49.7 | 48.9 | 49.0 |
| Avg. Dist. to Rail [m] | 3.2 | 1.4 | 1.1 | 1.6 | 1.3 | 1.4 | 2.3 | 1.5 | 1.3 | 1.4 | 1.1 | 1.0 | 1.9 |



[] Ranking at each section and finish
 -:-:- No data available at this section
 NA No data available