



# NZ Metropolitan Trotting Club Inc Harness

Race 2: CHECK OUT BRECKON FARMS WEANLINGS AT NZB.COM MOBILE PACE - 1980m

06 May 2026 - 5:35PM

Weather: Cloudy



|              |           |           |           |           |           |           |           |           |
|--------------|-----------|-----------|-----------|-----------|-----------|-----------|-----------|-----------|
| Field Times  | 2:29.04   | 2:17.69   | 2:02.64   | 1:46.74   | 1:30.72   | 1:14.45   | 0:58.77   | 0:44.09   |
| (Race Tempo) | (0:11.35) | (0:15.05) | (0:15.90) | (0:16.02) | (0:16.27) | (0:15.68) | (0:14.67) | (0:15.29) |

| Rank | TAB#   | Horse             | Overall Time  | First 400m | Top Speed km/h (Section) | L1980        | L1800       | L1600       | L1400       | L1200       | L1000       | L800        | L600        |
|------|--------|-------------------|---------------|------------|--------------------------|--------------|-------------|-------------|-------------|-------------|-------------|-------------|-------------|
|      | (BAR#) | Driver            | Margin (DT-W) | Last 600m  | Fastest Section (Time)   | Start - 1800 | 1800 - 1600 | 1600 - 1400 | 1400 - 1200 | 1200 - 1000 | 1000 - 800  | 800 - 600   | 600 - 400   |
| 1    | 2      | Carrera Tranquilo | 2:29.04       | 0:28.53    | 55.8 (1980 - 1800)       | 2:29.04      | 2:17.69 [1] | 2:02.64 [1] | 1:46.74 [1] | 1:30.72 [1] | 1:14.45 [1] | 0:58.77 [1] | 0:44.10 [1] |
|      | (2)    | R T May           |               | 0:44.10    | 200-0 (0:14.39)          | (0:11.35)    | (0:15.05)   | (0:15.90)   | (0:16.02)   | (0:16.27)   | (0:15.68)   | (0:14.67)   | (0:15.30)   |
| 2    | 4      | Ann Sophie        | 2:29.29       | 0:29.74    | 55.0 (400-200)           | 2:29.29      | 2:17.02 [6] | 2:01.59 [5] | 1:45.70 [5] | 1:29.71 [6] | 1:13.38 [7] | 0:57.85 [7] | 0:43.29 [7] |
|      | (4)    | O G Thornley      | 1.4L (+11)    | 0:43.29    | 400-200 (0:13.81)        | (0:12.27)    | (0:15.43)   | (0:15.90)   | (0:15.98)   | (0:16.34)   | (0:15.53)   | (0:14.56)   | (0:15.34)   |
| 3    | 7      | Red Wine Kisses   | 2:29.32       | 0:30.13    | 53.0 (400-200)           | 2:29.32      | 2:16.78 [7] | 2:01.29 [7] | 1:45.42 [7] | 1:29.53 [7] | 1:13.70 [6] | 0:58.18 [6] | 0:43.63 [6] |
|      | (7)    | J F Curtin        | 1.6L (+11)    | 0:43.63    | 200-0 (0:13.89)          | (0:12.54)    | (0:15.50)   | (0:15.86)   | (0:15.90)   | (0:15.83)   | (0:15.52)   | (0:14.55)   | (0:15.37)   |
| 4    | 5      | Ask Me Lazarus    | 2:29.48       | 0:28.86    | 55.4 (1980 - 1800)       | 2:29.48      | 2:18.05 [2] | 2:02.78 [2] | 1:46.86 [2] | 1:30.84 [2] | 1:14.60 [2] | 0:58.93 [3] | 0:44.24 [3] |
|      | (5)    | W J House         | 2.5L (+2)     | 0:44.24    | 400-200 (0:14.47)        | (0:11.43)    | (0:15.27)   | (0:15.92)   | (0:16.01)   | (0:16.24)   | (0:15.67)   | (0:14.69)   | (0:15.27)   |
| 5    | 3      | Midnight Sophia   | 2:29.54       | 0:29.36    | 53.5 (1980 - 1800)       | 2:29.54      | 2:17.44 [4] | 2:02.20 [4] | 1:46.28 [4] | 1:30.28 [4] | 1:14.04 [5] | 0:58.66 [5] | 0:44.00 [5] |
|      | (3)    | M J Williamson    | 2.9L (+0)     | 0:43.99    | 200-0 (0:14.29)          | (0:12.10)    | (0:15.24)   | (0:15.92)   | (0:15.99)   | (0:16.25)   | (0:15.38)   | (0:14.66)   | (0:15.30)   |
| 6    | 1      | Girl's Night Out  | 2:30.31       | 0:29.05    | 53.0 (1980 - 1800)       | 2:30.31      | 2:18.33 [3] | 2:03.29 [3] | 1:47.36 [3] | 1:31.36 [3] | 1:15.11 [3] | 0:59.54 [4] | 0:44.92 [4] |
|      | (1)    | R D Holmes        | 7.3L (+7)     | 0:44.92    | 800-600 (0:14.62)        | (0:11.98)    | (0:15.04)   | (0:15.93)   | (0:16.00)   | (0:16.25)   | (0:15.56)   | (0:14.62)   | (0:15.36)   |
| 7    | 6      | Sofia Rose        | 2:30.40       | 0:30.00    | 53.1 (1980 - 1800)       | 2:30.40      | 2:18.30 [5] | 2:02.57 [6] | 1:46.71 [6] | 1:30.92 [5] | 1:15.11 [4] | 0:59.86 [2] | 0:45.30 [2] |
|      | (6)    | H V Douglas       | 7.8L (+18)    | 0:45.30    | 800-600 (0:14.56)        | (0:12.10)    | (0:15.73)   | (0:15.86)   | (0:15.79)   | (0:15.80)   | (0:15.25)   | (0:14.56)   | (0:15.31)   |

Report Created: Wed 06 May 2026

(Note: Races are conducted over an approximate distance as close as possible to the advertised distance, and recorded data may vary accordingly. Official times refer to race times only and do not include handicap times.)

[ ] Position in running at each section and finish TAB# Saddle cloth number

-:--:-- No data available at this section

NA No data available

DNT Did not track

BAR# Barrier/Gate Position

DNF Did not finish

DT-W Distance travelled compared to winner in metres

[ ] Fastest split

[█] Fastest section



NZ Metropolitan Trotting Club Inc Harness  
 Race 2: CHECK OUT BRECKON FARMS WEANLINGS AT NZB.COM MOBILE PACE - 1980m  
 06 May 2026 - 5:35PM



Weather: Cloudy

Field Times                      0:28.80    0:14.39  
 (Race Tempo)                    (0:14.41) (0:14.39)

| Rank | TAB#   | Horse             | Overall Time  | First 400m | Top Speed km/h (Section) | L400        | L200         |  |  |  |  |  |  |
|------|--------|-------------------|---------------|------------|--------------------------|-------------|--------------|--|--|--|--|--|--|
|      | (BAR#) | Driver            | Margin (DT-W) | Last 600m  | Fastest Section (Time)   | 400 - 200   | 200 - Finish |  |  |  |  |  |  |
| 1    | 2      | Carrera Tranquilo | 2:29.04       | 0:28.53    | 55.8 (1980 - 1800)       | 0:28.80 [1] | 0:14.39 [1]  |  |  |  |  |  |  |
|      | (2)    | R T May           |               | 0:44.10    | 200-0 (0:14.39)          | (0:14.41)   | (0:14.39)    |  |  |  |  |  |  |
| 2    | 4      | Ann Sophie        | 2:29.29       | 0:29.74    | 55.0 (400-200)           | 0:27.95 [7] | 0:14.14 [3]  |  |  |  |  |  |  |
|      | (4)    | O G Thornley      | 1.4L (+11)    | 0:43.29    | 400-200 (0:13.81)        | (0:13.81)   | (0:14.14)    |  |  |  |  |  |  |
| 3    | 7      | Red Wine Kisses   | 2:29.32       | 0:30.13    | 53.0 (400-200)           | 0:28.26 [6] | 0:13.89 [6]  |  |  |  |  |  |  |
|      | (7)    | J F Curtin        | 1.6L (+11)    | 0:43.63    | 200-0 (0:13.89)          | (0:14.37)   | (0:13.89)    |  |  |  |  |  |  |
| 4    | 5      | Ask Me Lazarus    | 2:29.48       | 0:28.86    | 55.4 (1980 - 1800)       | 0:28.97 [3] | 0:14.50 [2]  |  |  |  |  |  |  |
|      | (5)    | W J House         | 2.5L (+2)     | 0:44.24    | 400-200 (0:14.47)        | (0:14.47)   | (0:14.50)    |  |  |  |  |  |  |
| 5    | 3      | Midnight Sophia   | 2:29.54       | 0:29.36    | 53.5 (1980 - 1800)       | 0:28.70 [5] | 0:14.29 [4]  |  |  |  |  |  |  |
|      | (3)    | M J Williamson    | 2.9L (+0)     | 0:43.99    | 200-0 (0:14.29)          | (0:14.40)   | (0:14.29)    |  |  |  |  |  |  |
| 6    | 1      | Girl's Night Out  | 2:30.31       | 0:29.05    | 53.0 (1980 - 1800)       | 0:29.56 [4] | 0:14.79 [7]  |  |  |  |  |  |  |
|      | (1)    | R D Holmes        | 7.3L (+7)     | 0:44.92    | 800-600 (0:14.62)        | (0:14.77)   | (0:14.79)    |  |  |  |  |  |  |
| 7    | 6      | Sofia Rose        | 2:30.40       | 0:30.00    | 53.1 (1980 - 1800)       | 0:29.99 [2] | 0:15.14 [5]  |  |  |  |  |  |  |
|      | (6)    | H V Douglas       | 7.8L (+18)    | 0:45.30    | 800-600 (0:14.56)        | (0:14.85)   | (0:15.14)    |  |  |  |  |  |  |

Report Created: Wed 06 May 2026

(Note: Races are conducted over an approximate distance as close as possible to the advertised distance, and recorded data may vary accordingly. Official times refer to race times only and do not include handicap times.)

[ ] Position in running at each section and finish    TAB# Saddle cloth number  
 -:-:- No data available at this section                BAR# Barrier/Gate Position  
 NA No data available                                        DNF Did not finish  
 DNT Did not track     DT-W Distance travelled compared to winner in metres

Fastest split  
 Fastest section

|                                |                           |
|--------------------------------|---------------------------|
| Horse/Jockey Name              | Carrera Tranquilo/R T May |
| Finish Rank                    | 1                         |
| Fastest Section Time (Section) | 0:14.39 (200-0)           |
| Top Speed [km/h] (Section)     | 55.8 (1980 - 1800)        |
| Race State                     | Finished                  |



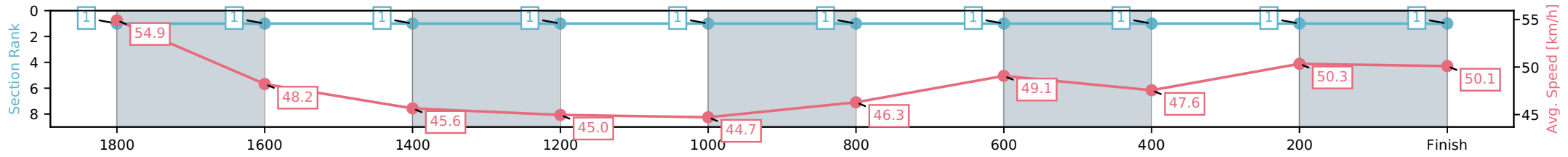
NZ Metropolitan Trotting Club Inc Harness  
 Race 2: CHECK OUT BRECKON FARMS WEANLINGS AT  
 NZB.COM MOBILE PACE - 1980m



06 May 2026 - 5:35PM

Weather: Cloudy

| Section                | L1980                | L1800                    | L1600                    | L1400                    | L1200                    | L1000                    | L800                     | L600                     | L400                     | L200                     |
|------------------------|----------------------|--------------------------|--------------------------|--------------------------|--------------------------|--------------------------|--------------------------|--------------------------|--------------------------|--------------------------|
| Section Times          | 2:29.04<br>(0:11.35) | 2:17.69 [1]<br>(0:15.05) | 2:02.64 [1]<br>(0:15.90) | 1:46.74 [1]<br>(0:16.02) | 1:30.72 [1]<br>(0:16.27) | 1:14.45 [1]<br>(0:15.68) | 0:58.77 [1]<br>(0:14.67) | 0:44.10 [1]<br>(0:15.30) | 0:28.80 [1]<br>(0:14.41) | 0:14.39 [1]<br>(0:14.39) |
| Average Speed [km/h]   | 54.9                 | 48.2                     | 45.6                     | 45.0                     | 44.7                     | 46.3                     | 49.1                     | 47.6                     | 50.3                     | 50.1                     |
| Top Speed [km/h]       | 55.8                 | 52.8                     | 46.6                     | 45.5                     | 45.9                     | 48.9                     | 49.8                     | 48.6                     | 52.0                     | 52.0                     |
| Avg. Dist. to Rail [m] | 4.1                  | 1.5                      | 1.4                      | 3.7                      | 1.3                      | 1.4                      | 2.4                      | 1.6                      | 1.4                      | 4.1                      |



[ ] Ranking at each section and finish  
 -:-:- No data available at this section  
 NA No data available

|                                |                         |
|--------------------------------|-------------------------|
| Horse/Jockey Name              | Ann Sophie/O G Thornley |
| Finish Rank                    | 2                       |
| Fastest Section Time (Section) | 0:13.81 (400-200)       |
| Top Speed [km/h] (Section)     | 55.0 (400-200)          |
| Race State                     | Finished                |



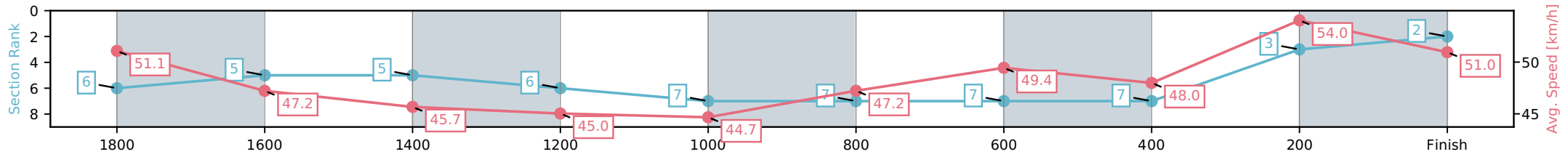
NZ Metropolitan Trotting Club Inc Harness  
 Race 2: CHECK OUT BRECKON FARMS WEANLINGS AT  
 NZB.COM MOBILE PACE - 1980m



06 May 2026 - 5:35PM

Weather: Cloudy

| Section                | L1980                | L1800                    | L1600                    | L1400                    | L1200                    | L1000                    | L800                     | L600                     | L400                     | L200                     |
|------------------------|----------------------|--------------------------|--------------------------|--------------------------|--------------------------|--------------------------|--------------------------|--------------------------|--------------------------|--------------------------|
| Section Times          | 2:29.29<br>(0:12.27) | 2:17.02 [5]<br>(0:15.43) | 2:01.59 [5]<br>(0:15.90) | 1:45.70 [6]<br>(0:15.98) | 1:29.71 [7]<br>(0:16.34) | 1:13.38 [7]<br>(0:15.53) | 0:57.85 [7]<br>(0:14.56) | 0:43.29 [7]<br>(0:15.34) | 0:27.95 [3]<br>(0:13.81) | 0:14.14 [2]<br>(0:14.14) |
| Average Speed [km/h]   | 51.1                 | 47.2                     | 45.7                     | 45.0                     | 44.7                     | 47.2                     | 49.4                     | 48.0                     | 54.0                     | 51.0                     |
| Top Speed [km/h]       | 52.9                 | 48.7                     | 46.7                     | 45.7                     | 46.0                     | 48.9                     | 50.2                     | 50.2                     | 55.0                     | 54.6                     |
| Avg. Dist. to Rail [m] | 6.5                  | 2.5                      | 1.4                      | 3.8                      | 1.6                      | 2.8                      | 3.9                      | 3.3                      | 5.6                      | 8.3                      |



- [ ] Ranking at each section and finish
- :-:- No data available at this section
- NA No data available

|                                |                            |
|--------------------------------|----------------------------|
| Horse/Jockey Name              | Red Wine Kisses/J F Curtin |
| Finish Rank                    | 3                          |
| Fastest Section Time (Section) | 0:13.89 (200-0)            |
| Top Speed [km/h] (Section)     | 53.0 (400-200)             |
| Race State                     | Finished                   |



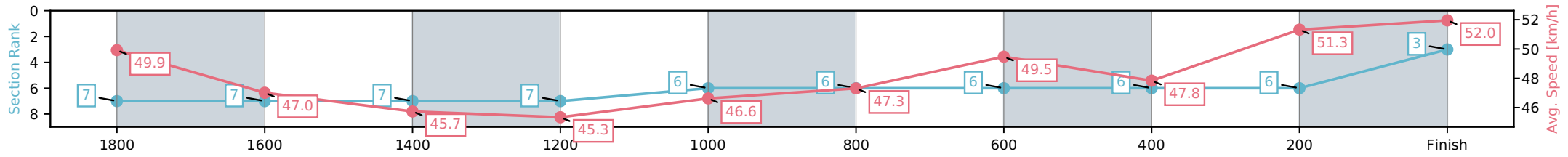
NZ Metropolitan Trotting Club Inc Harness  
 Race 2: CHECK OUT BRECKON FARMS WEANLINGS AT  
 NZB.COM MOBILE PACE - 1980m



06 May 2026 - 5:35PM

Weather: Cloudy

| Section                | L1980                | L1800                    | L1600                    | L1400                    | L1200                    | L1000                    | L800                     | L600                     | L400                     | L200                     |
|------------------------|----------------------|--------------------------|--------------------------|--------------------------|--------------------------|--------------------------|--------------------------|--------------------------|--------------------------|--------------------------|
| Section Times          | 2:29.32<br>(0:12.54) | 2:16.78 [7]<br>(0:15.50) | 2:01.29 [7]<br>(0:15.86) | 1:45.42 [7]<br>(0:15.90) | 1:29.53 [6]<br>(0:15.83) | 1:13.70 [6]<br>(0:15.52) | 0:58.18 [6]<br>(0:14.55) | 0:43.63 [6]<br>(0:15.37) | 0:28.26 [6]<br>(0:14.37) | 0:13.89 [3]<br>(0:13.89) |
| Average Speed [km/h]   | 49.9                 | 47.0                     | 45.7                     | 45.3                     | 46.6                     | 47.3                     | 49.5                     | 47.8                     | 51.3                     | 52.0                     |
| Top Speed [km/h]       | 52.8                 | 48.1                     | 46.9                     | 46.5                     | 47.8                     | 48.8                     | 50.1                     | 48.8                     | 53.0                     | 52.7                     |
| Avg. Dist. to Rail [m] | 10.7                 | 2.9                      | 1.3                      | 5.3                      | 3.2                      | 2.9                      | 3.9                      | 3.2                      | 4.1                      | 8.8                      |



[ ] Ranking at each section and finish  
 -:-:- No data available at this section  
 NA No data available

|                                |                          |
|--------------------------------|--------------------------|
| Horse/Jockey Name              | Ask Me Lazarus/W J House |
| Finish Rank                    | 4                        |
| Fastest Section Time (Section) | 0:14.47 (400-200)        |
| Top Speed [km/h] (Section)     | 55.4 (1980 - 1800)       |
| Race State                     | Finished                 |



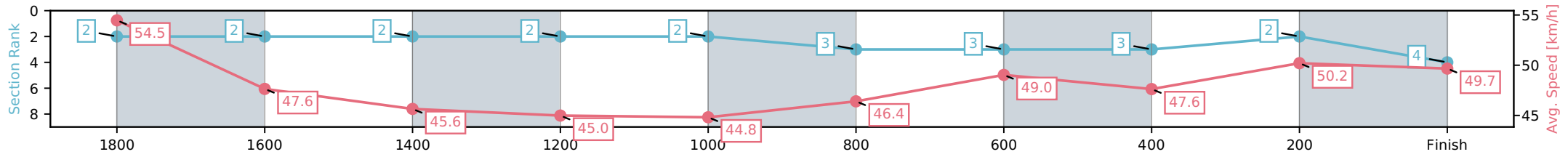
NZ Metropolitan Trotting Club Inc Harness  
 Race 2: CHECK OUT BRECKON FARMS WEANLINGS AT  
 NZB.COM MOBILE PACE - 1980m



06 May 2026 - 5:35PM

Weather: Cloudy

| Section                | L1980                | L1800                    | L1600                    | L1400                    | L1200                    | L1000                    | L800                     | L600                     | L400                     | L200                     |
|------------------------|----------------------|--------------------------|--------------------------|--------------------------|--------------------------|--------------------------|--------------------------|--------------------------|--------------------------|--------------------------|
| Section Times          | 2:29.48<br>(0:11.43) | 2:18.05 [2]<br>(0:15.27) | 2:02.78 [2]<br>(0:15.92) | 1:46.86 [2]<br>(0:16.01) | 1:30.84 [2]<br>(0:16.24) | 1:14.60 [3]<br>(0:15.67) | 0:58.93 [3]<br>(0:14.69) | 0:44.24 [3]<br>(0:15.27) | 0:28.97 [2]<br>(0:14.47) | 0:14.50 [4]<br>(0:14.50) |
| Average Speed [km/h]   | 54.5                 | 47.6                     | 45.6                     | 45.0                     | 44.8                     | 46.4                     | 49.0                     | 47.6                     | 50.2                     | 49.7                     |
| Top Speed [km/h]       | 55.4                 | 52.5                     | 46.5                     | 45.7                     | 46.0                     | 49.6                     | 49.7                     | 49.0                     | 51.7                     | 51.8                     |
| Avg. Dist. to Rail [m] | 7.2                  | 2.3                      | 1.4                      | 3.7                      | 1.5                      | 1.5                      | 2.3                      | 1.7                      | 1.8                      | 5.6                      |



- [ ] Ranking at each section and finish
- :-:- No data available at this section
- NA No data available

|                                |                                |
|--------------------------------|--------------------------------|
| Horse/Jockey Name              | Midnight Sophia/M J Williamson |
| Finish Rank                    | 5                              |
| Fastest Section Time (Section) | 0:14.29 (200-0)                |
| Top Speed [km/h] (Section)     | 53.5 (1980 - 1800)             |
| Race State                     | Finished                       |



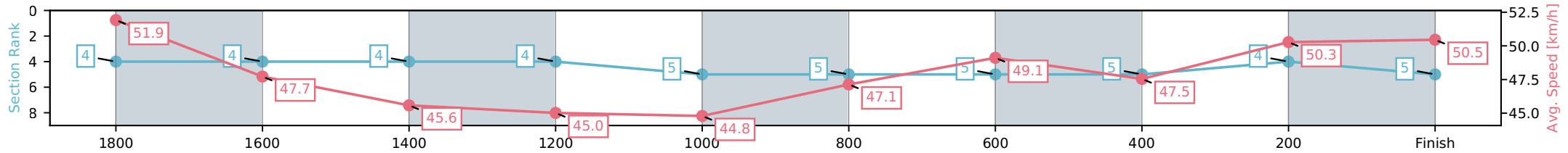
NZ Metropolitan Trotting Club Inc Harness  
 Race 2: CHECK OUT BRECKON FARMS WEANLINGS AT  
 NZB.COM MOBILE PACE - 1980m



06 May 2026 - 5:35PM

Weather: Cloudy

| Section                | L1980                | L1800                    | L1600                    | L1400                    | L1200                    | L1000                    | L800                     | L600                     | L400                     | L200                     |
|------------------------|----------------------|--------------------------|--------------------------|--------------------------|--------------------------|--------------------------|--------------------------|--------------------------|--------------------------|--------------------------|
| Section Times          | 2:29.54<br>(0:12.10) | 2:17.44 [4]<br>(0:15.24) | 2:02.20 [4]<br>(0:15.92) | 1:46.28 [4]<br>(0:15.99) | 1:30.28 [5]<br>(0:16.25) | 1:14.04 [5]<br>(0:15.38) | 0:58.66 [5]<br>(0:14.66) | 0:44.00 [5]<br>(0:15.30) | 0:28.70 [4]<br>(0:14.40) | 0:14.29 [5]<br>(0:14.29) |
| Average Speed [km/h]   | 51.9                 | 47.7                     | 45.6                     | 45.0                     | 44.8                     | 47.1                     | 49.1                     | 47.5                     | 50.3                     | 50.5                     |
| Top Speed [km/h]       | 53.5                 | 49.6                     | 46.4                     | 45.6                     | 46.3                     | 50.1                     | 50.5                     | 48.8                     | 52.6                     | 52.8                     |
| Avg. Dist. to Rail [m] | 4.9                  | 2.0                      | 1.3                      | 3.7                      | 1.5                      | 1.1                      | 2.2                      | 1.6                      | 1.2                      | 2.4                      |



- [ ] Ranking at each section and finish
- :-:- No data available at this section
- NA No data available

|                                |                             |
|--------------------------------|-----------------------------|
| Horse/Jockey Name              | Girl's Night Out/R D Holmes |
| Finish Rank                    | 6                           |
| Fastest Section Time (Section) | 0:14.62 (800-600)           |
| Top Speed [km/h] (Section)     | 53.0 (1980 - 1800)          |
| Race State                     | Finished                    |



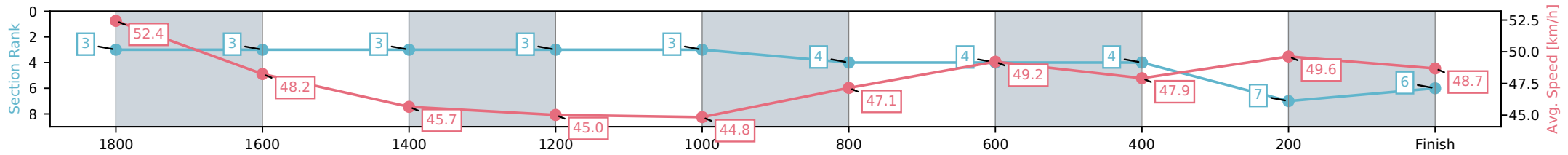
NZ Metropolitan Trotting Club Inc Harness  
 Race 2: CHECK OUT BRECKON FARMS WEANLINGS AT  
 NZB.COM MOBILE PACE - 1980m



06 May 2026 - 5:35PM

Weather: Cloudy

| Section                | L1980                | L1800                    | L1600                    | L1400                    | L1200                    | L1000                    | L800                     | L600                     | L400                     | L200                     |
|------------------------|----------------------|--------------------------|--------------------------|--------------------------|--------------------------|--------------------------|--------------------------|--------------------------|--------------------------|--------------------------|
| Section Times          | 2:30.31<br>(0:11.98) | 2:18.33 [3]<br>(0:15.04) | 2:03.29 [3]<br>(0:15.93) | 1:47.36 [3]<br>(0:16.00) | 1:31.36 [3]<br>(0:16.25) | 1:15.11 [4]<br>(0:15.56) | 0:59.54 [4]<br>(0:14.62) | 0:44.92 [4]<br>(0:15.36) | 0:29.56 [7]<br>(0:14.77) | 0:14.79 [6]<br>(0:14.79) |
| Average Speed [km/h]   | 52.4                 | 48.2                     | 45.7                     | 45.0                     | 44.8                     | 47.1                     | 49.2                     | 47.9                     | 49.6                     | 48.7                     |
| Top Speed [km/h]       | 53.0                 | 51.1                     | 46.4                     | 45.6                     | 45.9                     | 49.9                     | 50.2                     | 48.9                     | 51.1                     | 51.1                     |
| Avg. Dist. to Rail [m] | 2.4                  | 1.4                      | 1.5                      | 3.8                      | 1.7                      | 2.7                      | 3.9                      | 3.2                      | 2.8                      | 3.3                      |



[ ] Ranking at each section and finish  
 -:-:- No data available at this section  
 NA No data available

|                                |                        |
|--------------------------------|------------------------|
| Horse/Jockey Name              | Sofia Rose/H V Douglas |
| Finish Rank                    | 7                      |
| Fastest Section Time (Section) | 0:14.56 (800-600)      |
| Top Speed [km/h] (Section)     | 53.1 (1980 - 1800)     |
| Race State                     | Finished               |



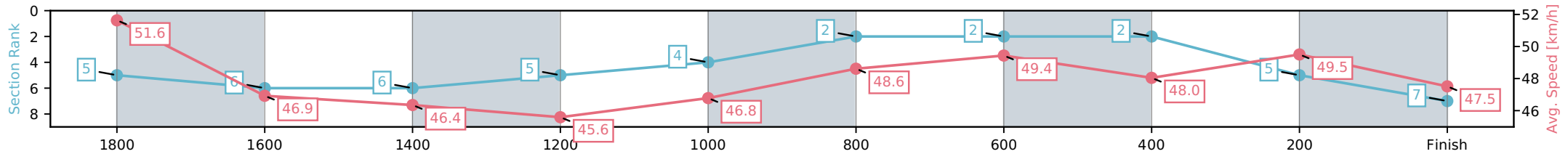
NZ Metropolitan Trotting Club Inc Harness  
 Race 2: CHECK OUT BRECKON FARMS WEANLINGS AT  
 NZB.COM MOBILE PACE - 1980m



06 May 2026 - 5:35PM

Weather: Cloudy

| Section                | L1980                | L1800                    | L1600                    | L1400                    | L1200                    | L1000                    | L800                     | L600                     | L400                     | L200                     |
|------------------------|----------------------|--------------------------|--------------------------|--------------------------|--------------------------|--------------------------|--------------------------|--------------------------|--------------------------|--------------------------|
| Section Times          | 2:30.40<br>(0:12.10) | 2:18.30 [6]<br>(0:15.73) | 2:02.57 [6]<br>(0:15.86) | 1:46.71 [5]<br>(0:15.79) | 1:30.92 [4]<br>(0:15.80) | 1:15.11 [2]<br>(0:15.25) | 0:59.86 [2]<br>(0:14.56) | 0:45.30 [2]<br>(0:15.31) | 0:29.99 [5]<br>(0:14.85) | 0:15.14 [7]<br>(0:15.14) |
| Average Speed [km/h]   | 51.6                 | 46.9                     | 46.4                     | 45.6                     | 46.8                     | 48.6                     | 49.4                     | 48.0                     | 49.5                     | 47.5                     |
| Top Speed [km/h]       | 53.1                 | 49.6                     | 47.2                     | 46.0                     | 47.9                     | 50.2                     | 50.5                     | 49.1                     | 49.8                     | 49.6                     |
| Avg. Dist. to Rail [m] | 9.0                  | 4.4                      | 2.9                      | 5.5                      | 3.3                      | 4.1                      | 4.3                      | 3.2                      | 3.4                      | 6.4                      |



- [ ] Ranking at each section and finish
- :-:- No data available at this section
- NA No data available