



NZ Metropolitan Trotting Club Inc Harness
 Race 3: NZB WEANLING SALE 20 MAY ON GAVELHOUSE TROT - 2600m
 06 May 2026 - 6:09PM



Weather: Cloudy

Field Times (Race Tempo) 3:28.13 (0:17.91) 3:10.22 (0:15.42) 2:54.80 (0:16.61) 2:38.19 (0:16.29) 2:21.90 (0:15.61) 2:06.30 (0:16.08) 1:50.22 (0:16.72) 1:33.50 (0:16.71)

Rank	TAB#	Horse	Overall Time	First 400m	Top Speed km/h (Section)	L2600	L2400	L2200	L2000	L1800	L1600	L1400	L1200
	(BAR#)	Driver	Margin (DT-W)	Last 600m	Fastest Section (Time)	Start - 2400	2400 - 2200	2200 - 2000	2000 - 1800	1800 - 1600	1600 - 1400	1400 - 1200	1200 - 1000
1	9	Rependant	3:28.13	0:36.31	51.1 (200-0)	3:28.13	3:07.38 [7]	2:51.83 [7]	2:36.10 [6]	2:20.53 [6]	2:04.68 [6]	1:48.99 [5]	1:32.94 [3]
	(U2)	W J House		0:44.52	200-0 (0:14.34)	(0:20.76)	(0:15.55)	(0:15.73)	(0:15.57)	(0:15.84)	(0:15.70)	(0:16.04)	(0:16.29)
2	10	Neil William	3:28.27	0:35.54	50.4 (200-0)	3:28.27	3:09.13 [6]	2:52.73 [6]	2:36.70 [5]	2:21.48 [3]	2:06.44 [1]	1:50.36 [1]	1:33.64 [1]
	(U3)	S M Payne	0.8L (-10)	0:44.80	200-0 (0:14.65)	(0:19.14)	(0:16.40)	(0:16.03)	(0:15.21)	(0:15.05)	(0:16.08)	(0:16.72)	(0:16.71)
3	7	Stuarts Buller Boy	3:28.79	0:33.34	50.6 (200-0)	3:28.79	3:10.64 [2]	2:55.46 [1]	2:38.85 [1]	2:22.56 [1]	2:06.63 [2]	1:50.52 [2]	1:33.82 [2]
	(7)	B N Orange	3.8L (-12)	0:44.98	400-200 (0:14.75)	(0:18.16)	(0:15.18)	(0:16.61)	(0:16.29)	(0:15.94)	(0:16.11)	(0:16.69)	(0:16.71)
4	1	Tamsin Trouble	3:29.15	0:34.24	50.5 (200-0)	3:29.15	3:10.84 [4]	2:54.90 [2]	2:38.74 [2]	2:22.55 [2]	2:06.57 [3]	1:50.50 [3]	1:33.81 [4]
	(1)	L F O'Reilly	5.8L (-16)	0:44.96	400-200 (0:14.69)	(0:18.30)	(0:15.94)	(0:16.16)	(0:16.19)	(0:15.99)	(0:16.07)	(0:16.69)	(0:16.70)
5	8	Miss Maddie Maxie	3:29.30	0:36.74	50.2 (400-200)	3:29.30	3:08.01 [8]	2:52.56 [8]	2:36.69 [7]	2:21.31 [7]	2:05.42 [7]	1:49.81 [7]	1:33.78 [5]
	(U1)	R T May	6.6L (-1)	0:45.38	400-200 (0:14.86)	(0:21.29)	(0:15.45)	(0:15.87)	(0:15.38)	(0:15.89)	(0:15.61)	(0:16.03)	(0:16.35)
6	5	Mount Thomas	3:29.63	0:34.60	50.7 (400-200)	3:29.63	3:11.33 [3]	2:55.04 [3]	2:38.86 [3]	2:22.68 [4]	2:06.69 [4]	1:50.64 [4]	1:33.95 [6]
	(5)	T P Borcoskie	8.6L (-11)	0:45.11	400-200 (0:14.61)	(0:18.30)	(0:16.30)	(0:16.18)	(0:16.17)	(0:15.99)	(0:16.05)	(0:16.69)	(0:16.70)
7	3	Hoofn It	3:30.14	0:35.18	49.4 (200-0)	3:30.14	3:11.50 [5]	2:54.97 [4]	2:38.94 [4]	2:22.85 [5]	2:06.71 [5]	1:50.81 [6]	1:34.26 [7]
	(3)	S J Trotter	11.5L (-2)	0:45.88	200-0 (0:15.02)	(0:18.64)	(0:16.54)	(0:16.03)	(0:16.09)	(0:16.14)	(0:15.90)	(0:16.55)	(0:16.35)
8	6	Imperial Knight	3:31.52	0:35.39	48.8 (400-200)	3:31.52	3:13.61 [1]	2:56.13 [5]	2:37.58 [8]	2:21.76 [8]	2:05.79 [8]	1:50.15 [8]	1:35.01 [8]
	(6)	S J Thornley	19.3L (+1)	0:46.90	1400-1200 (0:15.13)	(0:17.91)	(0:17.48)	(0:18.55)	(0:15.82)	(0:15.97)	(0:15.64)	(0:15.13)	(0:16.13)
9	2	Brightman	3:47.33	0:45.75	49.7 (400-200)	3:47.33	3:19.04 [10]	3:01.58 [9]	2:43.91 [9]	2:26.78 [9]	2:09.41 [9]	1:52.43 [9]	1:35.58 [9]
	(2)	K G Cameron	109.7L (-15)	0:45.51	400-200 (0:14.93)	(0:28.29)	(0:17.46)	(0:17.68)	(0:17.13)	(0:17.36)	(0:16.98)	(0:16.84)	(0:17.47)

Did Not Finish: Geraldine Clowers (#4)

Report Created: Wed 06 May 2026

(Note: Races are conducted over an approximate distance as close as possible to the advertised distance, and recorded data may vary accordingly. Official times refer to race times only and do not include handicap times.)

[] Position in running at each section and finish TAB# Saddle cloth number

[] Fastest split

-:-- No data available at this section

BAR# Barrier/Gate Position

[] Fastest section

NA No data available

DNF Did not finish

DNT Did not track

DT-W Distance travelled compared to winner in metres



NZ Metropolitan Trotting Club Inc Harness
 Race 3: NZB WEANLING SALE 20 MAY ON GAVELHOUSE TROT - 2600m
 06 May 2026 - 6:09PM



Weather: Cloudy

Field Times (Race Tempo) 1:16.79 (0:16.40) 1:00.40 (0:15.74) 0:44.66 (0:15.41) 0:29.25 (0:14.74) 0:14.51 (0:14.51)

Rank	TAB#	Horse	Overall Time	First 400m	Top Speed km/h (Section)	L1000	L800	L600	L400	L200			
	(BAR#)	Driver	Margin (DT-W)	Last 600m	Fastest Section (Time)	1000 - 800	800 - 600	600 - 400	400 - 200	200 - Finish			
1	9	Rependant	3:28.13	0:36.31	51.1 (200-0)	1:16.66 [2]	1:00.28 [2]	0:44.52 [2]	0:29.07 [2]	0:14.34 [2]			
	(U2)	W J House		0:44.52	200-0 (0:14.34)	(0:16.38)	(0:15.76)	(0:15.46)	(0:14.72)	(0:14.34)			
2	10	Neil William	3:28.27	0:35.54	50.4 (200-0)	1:16.93 [1]	1:00.54 [1]	0:44.80 [1]	0:29.39 [1]	0:14.65 [1]			
	(U3)	S M Payne	0.8L (-10)	0:44.80	200-0 (0:14.65)	(0:16.40)	(0:15.74)	(0:15.41)	(0:14.74)	(0:14.65)			
3	7	Stuarts Buller Boy	3:28.79	0:33.34	50.6 (200-0)	1:17.11 [3]	1:00.70 [3]	0:44.98 [3]	0:29.53 [3]	0:14.78 [3]			
	(7)	B N Orange	3.8L (-12)	0:44.98	400-200 (0:14.75)	(0:16.41)	(0:15.72)	(0:15.45)	(0:14.75)	(0:14.78)			
4	1	Tamsin Trouble	3:29.15	0:34.24	50.5 (200-0)	1:17.11 [5]	1:00.70 [5]	0:44.96 [5]	0:29.49 [5]	0:14.80 [5]			
	(1)	L F O'Reilly	5.8L (-16)	0:44.96	400-200 (0:14.69)	(0:16.41)	(0:15.74)	(0:15.47)	(0:14.69)	(0:14.80)			
5	8	Miss Maddie Maxie	3:29.30	0:36.74	50.2 (400-200)	1:17.44 [4]	1:01.10 [4]	0:45.38 [4]	0:29.86 [4]	0:15.00 [4]			
	(U1)	R T May	6.6L (-1)	0:45.38	400-200 (0:14.86)	(0:16.34)	(0:15.72)	(0:15.52)	(0:14.86)	(0:15.00)			
6	5	Mount Thomas	3:29.63	0:34.60	50.7 (400-200)	1:17.25 [7]	1:00.86 [7]	0:45.12 [7]	0:29.66 [7]	0:15.04 [6]			
	(5)	T P Borcoskie	8.6L (-11)	0:45.11	400-200 (0:14.61)	(0:16.39)	(0:15.74)	(0:15.46)	(0:14.61)	(0:15.04)			
7	3	Hoofn It	3:30.14	0:35.18	49.4 (200-0)	1:17.91 [6]	1:01.59 [6]	0:45.88 [6]	0:30.21 [6]	0:15.02 [7]			
	(3)	S J Trotter	11.5L (-2)	0:45.88	200-0 (0:15.02)	(0:16.32)	(0:15.71)	(0:15.67)	(0:15.19)	(0:15.02)			
8	6	Imperial Knight	3:31.52	0:35.39	48.8 (400-200)	1:18.88 [8]	1:02.61 [8]	0:46.90 [8]	0:31.25 [8]	0:16.11 [8]			
	(6)	S J Thornley	19.3L (+1)	0:46.90	1400-1200 (0:15.13)	(0:16.28)	(0:15.70)	(0:15.65)	(0:15.14)	(0:16.11)			
9	2	Brightman	3:47.33	0:45.75	49.7 (400-200)	1:18.12 [9]	1:00.96 [9]	0:45.51 [9]	0:30.27 [9]	0:15.34 [9]			
	(2)	K G Cameron	109.7L (-15)	0:45.51	400-200 (0:14.93)	(0:17.16)	(0:15.45)	(0:15.24)	(0:14.93)	(0:15.34)			

Did Not Finish: Geraldine Clowers (#4)

Report Created: Wed 06 May 2026

(Note: Races are conducted over an approximate distance as close as possible to the advertised distance, and recorded data may vary accordingly. Official times refer to race times only and do not include handicap times.)

[] Position in running at each section and finish TAB# Saddle cloth number

-:--:-- No data available at this section

NA No data available

DNT Did not track

BAR# Barrier/Gate Position

DNF Did not finish

DT-W Distance travelled compared to winner in metres

Fastest split

Fastest section

Horse/Jockey Name	Rependant/W J House
Finish Rank	1
Fastest Section Time (Section)	0:14.34 (200-0)
Top Speed [km/h] (Section)	51.1 (200-0)
Race State	Finished



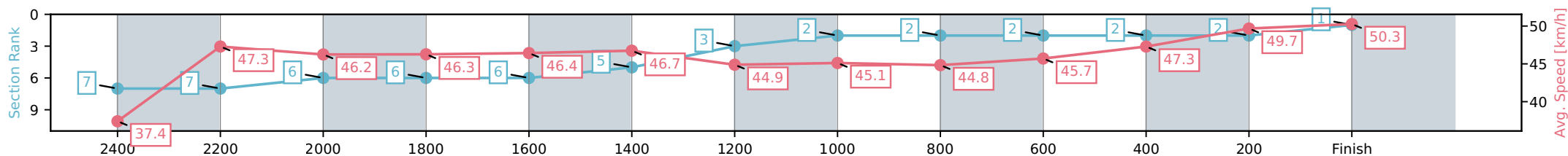
NZ Metropolitan Trotting Club Inc Harness
 Race 3: NZB WEANLING SALE 20 MAY ON GAVELHOUSE
 TROT - 2600m



06 May 2026 - 6:09PM

Weather: Cloudy

Section	L2600	L2400	L2200	L2000	L1800	L1600	L1400	L1200	L1000	L800	L600	L400	L200
Section Times	3:28.13 (0:20.76)	3:07.38 [7] (0:15.55)	2:51.83 [6] (0:15.73)	2:36.10 [6] (0:15.57)	2:20.53 [6] (0:15.84)	2:04.68 [5] (0:15.70)	1:48.99 [3] (0:16.04)	1:32.94 [2] (0:16.29)	1:16.66 [2] (0:16.38)	1:00.28 [2] (0:15.76)	0:44.52 [2] (0:15.46)	0:29.07 [2] (0:14.72)	0:14.34 [1] (0:14.34)
Average Speed [km/h]	37.4	47.3	46.2	46.3	46.4	46.7	44.9	45.1	44.8	45.7	47.3	49.7	50.3
Top Speed [km/h]	46.1	48.0	47.4	47.4	47.7	48.0	45.5	46.1	45.9	46.3	48.5	50.7	51.1
Avg. Dist. to Rail [m]	12.4	3.1	1.6	3.8	3.5	2.7	5.4	2.6	2.8	4.0	2.4	2.5	5.7



- [] Ranking at each section and finish
- :-:- No data available at this section
- NA No data available

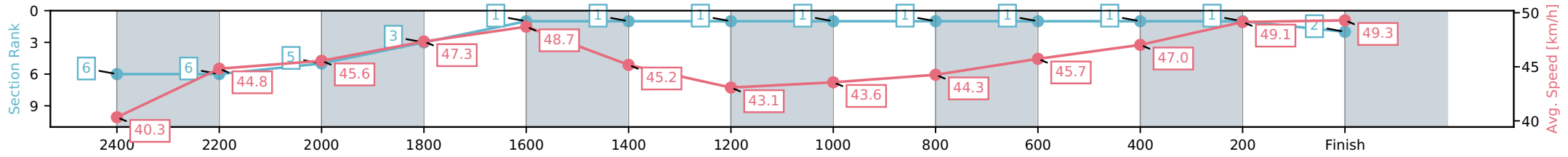
Horse/Jockey Name	Neil William/S M Payne
Finish Rank	2
Fastest Section Time (Section)	0:14.65 (200-0)
Top Speed [km/h] (Section)	50.4 (200-0)
Race State	Finished



NZ Metropolitan Trotting Club Inc Harness
 Race 3: NZB WEANLING SALE 20 MAY ON GAVELHOUSE
 TROT - 2600m
 06 May 2026 - 6:09PM
 Weather: Cloudy



Section	L2600	L2400	L2200	L2000	L1800	L1600	L1400	L1200	L1000	L800	L600	L400	L200
Section Times	3:28.27 (0:19.14)	3:09.13 [6] (0:16.40)	2:52.73 [5] (0:16.03)	2:36.70 [3] (0:15.21)	2:21.48 [1] (0:15.05)	2:06.44 [1] (0:16.08)	1:50.36 [1] (0:16.72)	1:33.64 [1] (0:16.71)	1:16.93 [1] (0:16.40)	1:00.54 [1] (0:15.74)	0:44.80 [1] (0:15.41)	0:29.39 [1] (0:14.74)	0:14.65 [2] (0:14.65)
Average Speed [km/h]	40.3	44.8	45.6	47.3	48.7	45.2	43.1	43.6	44.3	45.7	47.0	49.1	49.3
Top Speed [km/h]	47.0	46.9	47.1	48.4	49.5	48.5	43.8	45.2	45.3	46.2	48.4	50.4	50.4
Avg. Dist. to Rail [m]	10.3	2.8	2.1	3.6	3.0	1.3	3.9	1.4	1.3	2.2	1.1	1.2	4.2



[] Ranking at each section and finish
 -:-:- No data available at this section
 NA No data available

Horse/Jockey Name	Stuarts Buller Boy/B N Orange
Finish Rank	3
Fastest Section Time (Section)	0:14.75 (400-200)
Top Speed [km/h] (Section)	50.6 (200-0)
Race State	Finished



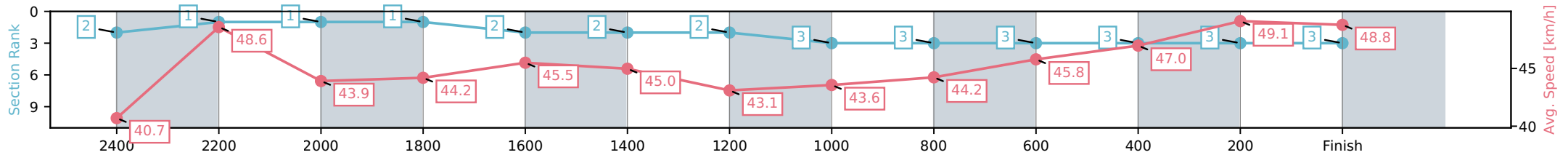
NZ Metropolitan Trotting Club Inc Harness
 Race 3: NZB WEANLING SALE 20 MAY ON GAVELHOUSE
 TROT - 2600m



06 May 2026 - 6:09PM

Weather: Cloudy

Section	L2600	L2400	L2200	L2000	L1800	L1600	L1400	L1200	L1000	L800	L600	L400	L200
Section Times	3:28.79 (0:18.16)	3:10.64 [1] (0:15.18)	2:55.46 [1] (0:16.61)	2:38.85 [1] (0:16.29)	2:22.56 [2] (0:15.94)	2:06.63 [2] (0:16.11)	1:50.52 [2] (0:16.69)	1:33.82 [3] (0:16.71)	1:17.11 [3] (0:16.41)	1:00.70 [3] (0:15.72)	0:44.98 [3] (0:15.45)	0:29.53 [3] (0:14.75)	0:14.78 [3] (0:14.78)
Average Speed [km/h]	40.7	48.6	43.9	44.2	45.5	45.0	43.1	43.6	44.2	45.8	47.0	49.1	48.8
Top Speed [km/h]	49.0	49.9	45.7	44.6	46.6	46.6	43.8	45.6	45.5	46.2	48.3	50.3	50.6
Avg. Dist. to Rail [m]	11.5	3.2	2.0	1.9	1.4	1.2	3.9	1.4	1.3	2.3	1.3	1.1	2.9



- [] Ranking at each section and finish
- :-:- No data available at this section
- NA No data available

Horse/Jockey Name	Tamsin Trouble/L F O'Reilly
Finish Rank	4
Fastest Section Time (Section)	0:14.69 (400-200)
Top Speed [km/h] (Section)	50.5 (200-0)
Race State	Finished



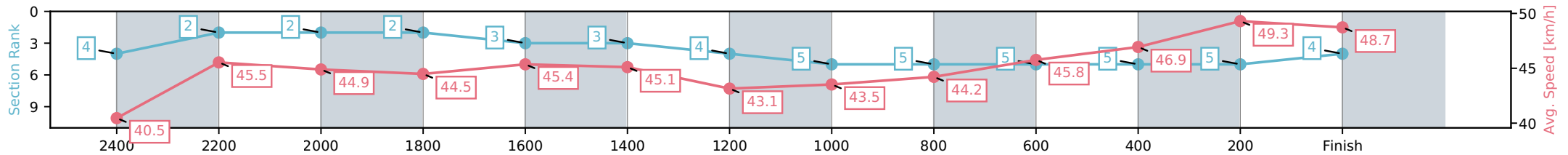
NZ Metropolitan Trotting Club Inc Harness
 Race 3: NZB WEANLING SALE 20 MAY ON GAVELHOUSE
 TROT - 2600m



06 May 2026 - 6:09PM

Weather: Cloudy

Section	L2600	L2400	L2200	L2000	L1800	L1600	L1400	L1200	L1000	L800	L600	L400	L200
Section Times	3:29.15 (0:18.30)	3:10.84 [2] (0:15.94)	2:54.90 [2] (0:16.16)	2:38.74 [2] (0:16.19)	2:22.55 [3] (0:15.99)	2:06.57 [3] (0:16.07)	1:50.50 [4] (0:16.69)	1:33.81 [5] (0:16.70)	1:17.11 [5] (0:16.41)	1:00.70 [5] (0:15.74)	0:44.96 [5] (0:15.47)	0:29.49 [5] (0:14.69)	0:14.80 [4] (0:14.80)
Average Speed [km/h]	40.5	45.5	44.9	44.5	45.4	45.1	43.1	43.5	44.2	45.8	46.9	49.3	48.7
Top Speed [km/h]	47.8	46.8	47.0	45.0	46.6	46.4	44.0	46.4	46.3	46.5	48.6	50.4	50.5
Avg. Dist. to Rail [m]	1.9	1.1	1.2	1.9	1.4	1.1	3.9	1.3	1.2	2.2	1.4	1.2	4.8



- [] Ranking at each section and finish
- :-:- No data available at this section
- NA No data available

Horse/Jockey Name	Miss Maddie Maxie/R T May
Finish Rank	5
Fastest Section Time (Section)	0:14.86 (400-200)
Top Speed [km/h] (Section)	50.2 (400-200)
Race State	Finished



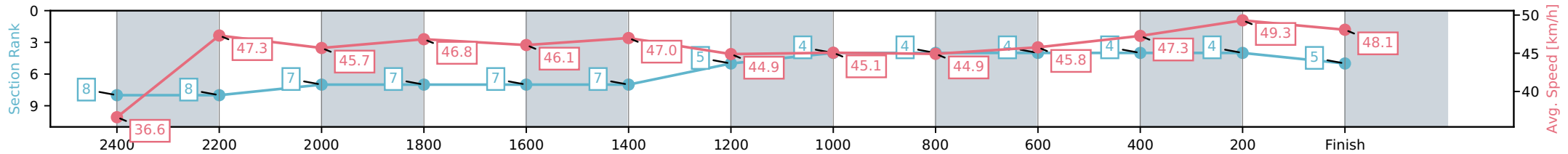
NZ Metropolitan Trotting Club Inc Harness
 Race 3: NZB WEANLING SALE 20 MAY ON GAVELHOUSE
 TROT - 2600m



06 May 2026 - 6:09PM

Weather: Cloudy

Section	L2600	L2400	L2200	L2000	L1800	L1600	L1400	L1200	L1000	L800	L600	L400	L200
Section Times	3:29.30 (0:21.29)	3:08.01 [8] (0:15.45)	2:52.56 [7] (0:15.87)	2:36.69 [7] (0:15.38)	2:21.31 [7] (0:15.89)	2:05.42 [7] (0:15.61)	1:49.81 [5] (0:16.03)	1:33.78 [4] (0:16.35)	1:17.44 [4] (0:16.34)	1:01.10 [4] (0:15.72)	0:45.38 [4] (0:15.52)	0:29.86 [4] (0:14.86)	0:15.00 [5] (0:15.00)
Average Speed [km/h]	36.6	47.3	45.7	46.8	46.1	47.0	44.9	45.1	44.9	45.8	47.3	49.3	48.1
Top Speed [km/h]	48.6	48.6	47.2	48.0	47.7	48.2	45.6	46.4	46.3	46.1	48.2	50.2	50.1
Avg. Dist. to Rail [m]	10.1	2.2	1.3	3.1	2.9	2.6	5.7	2.8	2.8	3.9	2.7	2.9	6.8



- [] Ranking at each section and finish
- :-:- No data available at this section
- NA No data available

Horse/Jockey Name	Mount Thomas/T P Borcoskie
Finish Rank	6
Fastest Section Time (Section)	0:14.61 (400-200)
Top Speed [km/h] (Section)	50.7 (400-200)
Race State	Finished



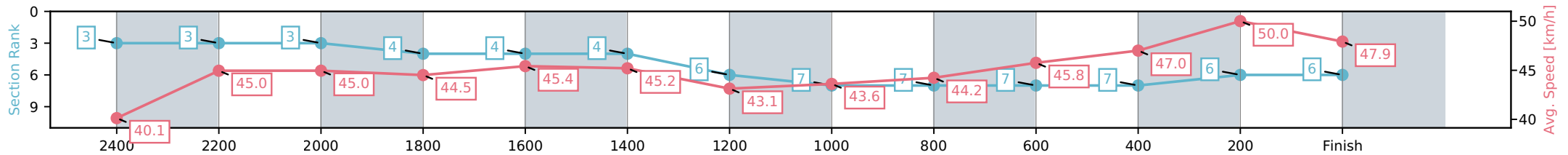
NZ Metropolitan Trotting Club Inc Harness
 Race 3: NZB WEANLING SALE 20 MAY ON GAVELHOUSE
 TROT - 2600m



06 May 2026 - 6:09PM

Weather: Cloudy

Section	L2600	L2400	L2200	L2000	L1800	L1600	L1400	L1200	L1000	L800	L600	L400	L200
Section Times	3:29.63 (0:18.30)	3:11.33 [3] (0:16.30)	2:55.04 [3] (0:16.18)	2:38.86 [4] (0:16.17)	2:22.68 [4] (0:15.99)	2:06.69 [4] (0:16.05)	1:50.64 [6] (0:16.69)	1:33.95 [7] (0:16.70)	1:17.25 [7] (0:16.39)	1:00.86 [7] (0:15.74)	0:45.12 [7] (0:15.46)	0:29.66 [6] (0:14.61)	0:15.04 [6] (0:15.04)
Average Speed [km/h]	40.1	45.0	45.0	44.5	45.4	45.2	43.1	43.6	44.2	45.8	47.0	50.0	47.9
Top Speed [km/h]	45.7	47.4	47.4	45.4	46.9	46.8	44.1	46.6	46.8	46.7	48.5	50.7	50.5
Avg. Dist. to Rail [m]	7.1	2.3	1.5	2.1	1.6	1.3	3.9	1.4	1.2	2.3	1.4	3.0	8.5



- [] Ranking at each section and finish
- :-:- No data available at this section
- NA No data available

Horse/Jockey Name	Hoofn It/S J Trotter
Finish Rank	7
Fastest Section Time (Section)	0:15.02 (200-0)
Top Speed [km/h] (Section)	49.4 (200-0)
Race State	Finished



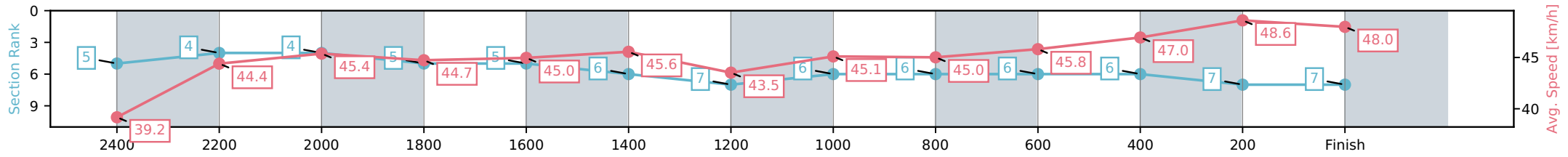
NZ Metropolitan Trotting Club Inc Harness
 Race 3: NZB WEANLING SALE 20 MAY ON GAVELHOUSE
 TROT - 2600m



06 May 2026 - 6:09PM

Weather: Cloudy

Section	L2600	L2400	L2200	L2000	L1800	L1600	L1400	L1200	L1000	L800	L600	L400	L200
Section Times	3:30.14 (0:18.64)	3:11.50 [4] (0:16.54)	2:54.97 [4] (0:16.03)	2:38.94 [5] (0:16.09)	2:22.85 [5] (0:16.14)	2:06.71 [6] (0:15.90)	1:50.81 [7] (0:16.55)	1:34.26 [6] (0:16.35)	1:17.91 [6] (0:16.32)	1:01.59 [6] (0:15.71)	0:45.88 [6] (0:15.67)	0:30.21 [7] (0:15.19)	0:15.02 [7] (0:15.02)
Average Speed [km/h]	39.2	44.4	45.4	44.7	45.0	45.6	43.5	45.1	45.0	45.8	47.0	48.6	48.0
Top Speed [km/h]	46.7	46.1	46.9	45.3	46.8	47.4	44.4	46.7	47.1	46.2	48.2	49.0	49.4
Avg. Dist. to Rail [m]	5.0	2.5	1.7	2.1	1.4	1.1	4.3	3.0	2.8	3.9	3.0	4.3	9.2



[] Ranking at each section and finish
 -:-:- No data available at this section
 NA No data available

Horse/Jockey Name	Imperial Knight/S J Thornley
Finish Rank	8
Fastest Section Time (Section)	0:15.13 (1400-1200)
Top Speed [km/h] (Section)	48.8 (400-200)
Race State	Finished



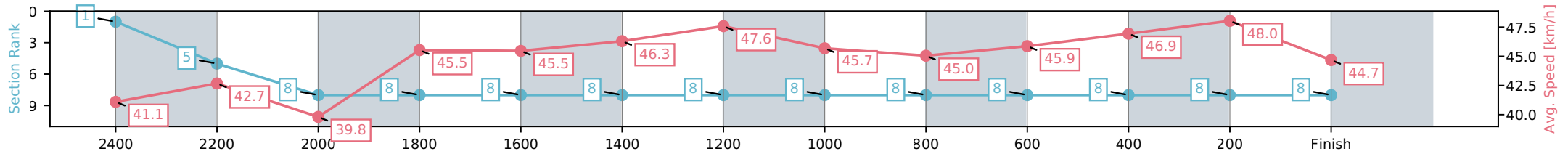
NZ Metropolitan Trotting Club Inc Harness
 Race 3: NZB WEANLING SALE 20 MAY ON GAVELHOUSE
 TROT - 2600m



06 May 2026 - 6:09PM

Weather: Cloudy

Section	L2600	L2400	L2200	L2000	L1800	L1600	L1400	L1200	L1000	L800	L600	L400	L200
Section Times	3:31.52 (0:17.91)	3:13.61 [5] (0:17.48)	2:56.13 [8] (0:18.55)	2:37.58 [8] (0:15.82)	2:21.76 [8] (0:15.97)	2:05.79 [8] (0:15.64)	1:50.15 [8] (0:15.13)	1:35.01 [8] (0:16.13)	1:18.88 [8] (0:16.28)	1:02.61 [8] (0:15.70)	0:46.90 [8] (0:15.65)	0:31.25 [8] (0:15.14)	0:16.11 [8] (0:16.11)
Average Speed [km/h]	41.1	42.7	39.8	45.5	45.5	46.3	47.6	45.7	45.0	45.9	46.9	48.0	44.7
Top Speed [km/h]	46.0	47.5	44.2	46.5	46.4	47.2	48.0	46.9	46.9	46.7	47.8	48.8	48.6
Avg. Dist. to Rail [m]	9.0	4.4	5.8	2.5	1.8	1.0	4.0	2.9	2.6	3.9	2.9	1.4	3.2



- [] Ranking at each section and finish
- :-:- No data available at this section
- NA No data available

Horse/Jockey Name	Brightman/K G Cameron
Finish Rank	9
Fastest Section Time (Section)	0:14.93 (400-200)
Top Speed [km/h] (Section)	49.7 (400-200)
Race State	Finished



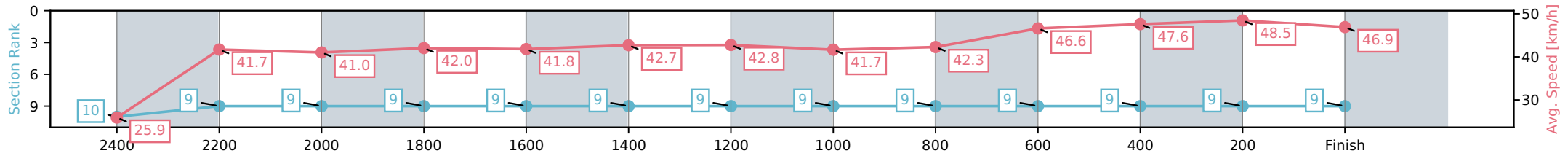
NZ Metropolitan Trotting Club Inc Harness
 Race 3: NZB WEANLING SALE 20 MAY ON GAVELHOUSE
 TROT - 2600m



06 May 2026 - 6:09PM

Weather: Cloudy

Section	L2600	L2400	L2200	L2000	L1800	L1600	L1400	L1200	L1000	L800	L600	L400	L200
Section Times	3:47.33 (0:28.29)	3:19.04 [9] (0:17.46)	3:01.58 [9] (0:17.68)	2:43.91 [9] (0:17.13)	2:26.78 [9] (0:17.36)	2:09.41 [9] (0:16.98)	1:52.43 [9] (0:16.84)	1:35.58 [9] (0:17.47)	1:18.12 [9] (0:17.16)	1:00.96 [9] (0:15.45)	0:45.51 [9] (0:15.24)	0:30.27 [9] (0:14.93)	0:15.34 [9] (0:15.34)
Average Speed [km/h]	25.9	41.7	41.0	42.0	41.8	42.7	42.8	41.7	42.3	46.6	47.6	48.5	46.9
Top Speed [km/h]	40.3	42.4	42.6	42.5	42.3	43.2	43.6	42.7	43.6	47.8	48.1	49.7	49.6
Avg. Dist. to Rail [m]	3.8	1.7	1.1	2.7	1.7	1.3	4.3	1.4	1.3	2.9	1.4	1.1	3.6



- [] Ranking at each section and finish
- :-:- No data available at this section
- NA No data available