



NZ Metropolitan Trotting Club Inc Harness

Race 4: ALABAR (NZ) LTD SELLING WEANLINGS 20 MAY 2026 MOBILE PACE - 1980m

06 May 2026 - 6:44PM

Weather: Cloudy



Field Times	2:25.33	2:13.83	1:59.11	1:44.31	1:29.51	1:14.13	0:59.52	0:45.12
(Race Tempo)	(0:11.50)	(0:14.72)	(0:14.80)	(0:14.80)	(0:15.39)	(0:14.61)	(0:14.40)	(0:14.93)

Rank	TAB#	Horse	Overall Time	First 400m	Top Speed km/h (Section)	L1980	L1800	L1600	L1400	L1200	L1000	L800	L600
	(BAR#)	Driver	Margin (DT-W)	Last 600m	Fastest Section (Time)	Start - 1800	1800 - 1600	1600 - 1400	1400 - 1200	1200 - 1000	1000 - 800	800 - 600	600 - 400
1	4	La Concha	2:25.33	0:28.37	55.0 (1980 - 1800)	2:25.33	2:13.72 [2]	1:59.02 [2]	1:44.31 [1]	1:29.51 [1]	1:14.13 [1]	0:59.52 [1]	0:45.12 [1]
	(4)	C J Dalgety		0:45.12	800-600 (0:14.40)	(0:11.61)	(0:14.70)	(0:14.71)	(0:14.80)	(0:15.39)	(0:14.61)	(0:14.40)	(0:14.93)
2	10	Logan Rock	2:25.36	0:28.34	54.3 (1980 - 1800)	2:25.36	2:13.34 [6]	1:58.68 [5]	1:43.66 [6]	1:28.93 [5]	1:13.50 [6]	0:58.84 [6]	0:44.49 [5]
	(10)	R D Close	0.0L (-7)	0:44.49	800-600 (0:14.35)	(0:12.02)	(0:14.66)	(0:15.03)	(0:14.73)	(0:15.42)	(0:14.67)	(0:14.35)	(0:14.96)
3	1	Ar Gee Rulz	2:25.38	0:28.30	53.9 (1980 - 1800)	2:25.38	2:13.68 [3]	1:59.16 [1]	1:44.02 [3]	1:29.25 [3]	1:13.78 [3]	0:59.20 [3]	0:44.86 [2]
	(1)	B T Hope	0.0L (-6)	0:44.86	800-600 (0:14.34)	(0:11.70)	(0:14.52)	(0:15.14)	(0:14.77)	(0:15.47)	(0:14.58)	(0:14.34)	(0:15.00)
4	6	Blackjack	2:26.13	0:29.84	52.4 (800-600)	2:26.13	2:13.66 [9]	1:58.28 [11]	1:43.26 [11]	1:28.33 [11]	1:12.90 [12]	0:58.09 [12]	0:44.05 [11]
	(6)	S J Tomlinson	4.5L (+15)	0:44.05	800-600 (0:14.04)	(0:12.47)	(0:15.38)	(0:15.02)	(0:14.92)	(0:15.44)	(0:14.81)	(0:14.04)	(0:15.04)
5	11	Super Fund	2:26.34	0:28.85	53.5 (1980 - 1800)	2:26.34	2:14.14 [8]	1:59.13 [7]	1:44.15 [9]	1:29.17 [9]	1:13.74 [9]	0:58.70 [10]	0:44.60 [9]
	(11)	O G Thornley	5.7L (+8)	0:44.60	800-600 (0:14.10)	(0:12.20)	(0:15.01)	(0:14.97)	(0:14.98)	(0:15.43)	(0:15.04)	(0:14.10)	(0:15.10)
6	9	Belmont Valor	2:26.34	0:30.21	52.0 (1600-1400)	2:26.34	2:13.72 [11]	1:58.19 [12]	1:43.16 [12]	1:28.37 [12]	1:13.57 [10]	0:58.89 [9]	0:44.48 [10]
	(9)	G N Thornley	5.8L (+5)	0:44.48	400-200 (0:14.39)	(0:12.62)	(0:15.53)	(0:15.03)	(0:14.79)	(0:14.80)	(0:14.68)	(0:14.41)	(0:15.40)
7	8	The Town Of Light	2:26.71	0:29.31	53.1 (1800-1600)	2:26.71	2:13.77 [12]	1:59.43 [9]	1:44.69 [8]	1:29.95 [7]	1:14.32 [8]	0:59.56 [8]	0:45.48 [7]
	(8)	D M Williams	7.9L (+4)	0:45.48	800-600 (0:14.08)	(0:12.94)	(0:14.34)	(0:14.74)	(0:14.74)	(0:15.62)	(0:14.76)	(0:14.08)	(0:15.37)
8	2	Sweet Willow	2:26.73	0:28.86	53.8 (1980 - 1800)	2:26.73	2:14.87 [5]	1:59.83 [6]	1:44.83 [7]	1:29.87 [8]	1:14.98 [5]	1:00.42 [4]	0:46.06 [4]
	(2)	W J House	8.0L (+12)	0:46.06	800-600 (0:14.36)	(0:11.86)	(0:15.04)	(0:15.00)	(0:14.96)	(0:14.90)	(0:14.56)	(0:14.36)	(0:15.48)
9	13	Salute	2:27.07	0:28.31	55.4 (1980 - 1800)	2:27.07	2:15.25 [4]	2:00.43 [4]	1:45.73 [2]	1:30.83 [4]	1:15.32 [4]	1:00.70 [5]	0:46.18 [6]
	(13)	M J Williamson	9.9L (+18)	0:46.17	800-600 (0:14.53)	(0:11.82)	(0:14.82)	(0:14.69)	(0:14.91)	(0:15.51)	(0:14.62)	(0:14.53)	(0:15.34)
10	7	Louis	2:27.44	0:29.18	53.4 (1600-1400)	2:27.44	2:15.34 [7]	2:00.19 [8]	1:45.91 [4]	1:31.50 [2]	1:15.99 [2]	1:01.36 [2]	0:46.90 [3]
	(7)	S J Ottley	12.0L (+15)	0:46.90	1600-1400 (0:14.28)	(0:12.10)	(0:15.16)	(0:14.28)	(0:14.41)	(0:15.50)	(0:14.64)	(0:14.46)	(0:15.32)

Scratched: Jack's Eyre (#5)

Report Created: Wed 06 May 2026

(Note: Races are conducted over an approximate distance as close as possible to the advertised distance, and recorded data may vary accordingly. Official times refer to race times only and do not include handicap times.)

[] Position in running at each section and finish TAB# Saddle cloth number

Fastest split

-:--:-- No data available at this section

BAR# Barrier/Gate Position

Fastest section

NA No data available

DNF Did not finish

DNT Did not track

DT-W Distance travelled compared to winner in metres



NZ Metropolitan Trotting Club Inc Harness

Race 4: ALABAR (NZ) LTD SELLING WEANLINGS 20 MAY 2026 MOBILE PACE - 1980m

06 May 2026 - 6:44PM

Weather: Cloudy



Field Times	2:25.33	2:13.83	1:59.11	1:44.31	1:29.51	1:14.13	0:59.52	0:45.12
(Race Tempo)	(0:11.50)	(0:14.72)	(0:14.80)	(0:14.80)	(0:15.39)	(0:14.61)	(0:14.40)	(0:14.93)

Rank	TAB#	Horse	Overall Time	First 400m	Top Speed km/h (Section)	L1980	L1800	L1600	L1400	L1200	L1000	L800	L600
	(BAR#)	Driver	Margin (DT-W)	Last 600m	Fastest Section (Time)	Start - 1800	1800 - 1600	1600 - 1400	1400 - 1200	1200 - 1000	1000 - 800	800 - 600	600 - 400
11	12	Captain Publisher	2:27.58	0:29.23	52.8 (1800-1600)	2:27.58	2:15.10 [10]	1:59.92 [10]	1:44.92 [10]	1:29.96 [10]	1:14.49 [11]	0:59.68 [11]	0:45.46 [12]
	(12)	S J Thornley	12.8L (+11)	0:45.47	800-600 (0:14.22)	(0:12.48)	(0:15.18)	(0:15.00)	(0:14.97)	(0:15.47)	(0:14.81)	(0:14.22)	(0:15.65)
12	3	Cullens Beach	2:30.88	0:28.67	55.2 (1980 - 1800)	2:30.88	2:19.38 [1]	2:04.28 [3]	1:49.25 [5]	1:34.33 [6]	1:18.83 [7]	1:03.95 [7]	0:49.32 [8]
	(3)	S D Lethaby	31.7L (+2)	0:49.31	800-600 (0:14.63)	(0:11.50)	(0:15.10)	(0:15.03)	(0:14.92)	(0:15.50)	(0:14.89)	(0:14.63)	(0:15.64)

Scratched: Jack's Eyre (#5)

Report Created: Wed 06 May 2026

(Note: Races are conducted over an approximate distance as close as possible to the advertised distance, and recorded data may vary accordingly. Official times refer to race times only and do not include handicap times.)

[] Position in running at each section and finish TAB# Saddle cloth number
 -:-:- No data available at this section BAR# Barrier/Gate Position
 NA No data available DNF Did not finish
 DNT Did not track DT-W Distance travelled compared to winner in metres

Fastest split
 Fastest section



NZ Metropolitan Trotting Club Inc Harness

Race 4: ALABAR (NZ) LTD SELLING WEANLINGS 20 MAY 2026 MOBILE PACE - 1980m

06 May 2026 - 6:44PM

Weather: Cloudy



Field Times 0:30.19 0:14.92
(Race Tempo) (0:15.27) (0:14.92)

Rank	TAB#	Horse	Overall Time	First 400m	Top Speed km/h (Section)	L400	L200							
	(BAR#)	Driver	Margin (DT-W)	Last 600m	Fastest Section (Time)	400 - 200	200 - Finish							
1	4	La Concha	2:25.33	0:28.37	55.0 (1980 - 1800)	0:30.19 [1]	0:14.92 [1]							
	(4)	C J Dalgety		0:45.12	800-600 (0:14.40)	(0:15.27)	(0:14.92)							
2	10	Logan Rock	2:25.36	0:28.34	54.3 (1980 - 1800)	0:29.53 [3]	0:14.59 [3]							
	(10)	R D Close	0.0L (-7)	0:44.49	800-600 (0:14.35)	(0:14.94)	(0:14.59)							
3	1	Ar Gee Rulz	2:25.38	0:28.30	53.9 (1980 - 1800)	0:29.86 [2]	0:14.76 [2]							
	(1)	B T Hope	0.0L (-6)	0:44.86	800-600 (0:14.34)	(0:15.10)	(0:14.76)							
4	6	Blackjack	2:26.13	0:29.84	52.4 (800-600)	0:29.01 [9]	0:14.27 [10]							
	(6)	S J Tomlinson	4.5L (+15)	0:44.05	800-600 (0:14.04)	(0:14.74)	(0:14.27)							
5	11	Super Fund	2:26.34	0:28.85	53.5 (1980 - 1800)	0:29.50 [8]	0:14.80 [7]							
	(11)	O G Thornley	5.7L (+8)	0:44.60	800-600 (0:14.10)	(0:14.70)	(0:14.80)							
6	9	Belmont Valor	2:26.34	0:30.21	52.0 (1600-1400)	0:29.08 [11]	0:14.69 [8]							
	(9)	G N Thornley	5.8L (+5)	0:44.48	400-200 (0:14.39)	(0:14.39)	(0:14.69)							
7	8	The Town Of Light	2:26.71	0:29.31	53.1 (1800-1600)	0:30.11 [7]	0:14.94 [9]							
	(8)	D M Williams	7.9L (+4)	0:45.48	800-600 (0:14.08)	(0:15.17)	(0:14.94)							
8	2	Sweet Willow	2:26.73	0:28.86	53.8 (1980 - 1800)	0:30.58 [5]	0:15.52 [4]							
	(2)	W J House	8.0L (+12)	0:46.06	800-600 (0:14.36)	(0:15.06)	(0:15.52)							
9	13	Salute	2:27.07	0:28.31	55.4 (1980 - 1800)	0:30.83 [6]	0:15.66 [5]							
	(13)	M J Williamson	9.9L (+18)	0:46.17	800-600 (0:14.53)	(0:15.17)	(0:15.66)							
10	7	Louis	2:27.44	0:29.18	53.4 (1600-1400)	0:31.58 [4]	0:16.00 [6]							
	(7)	S J Ottley	12.0L (+15)	0:46.90	1600-1400 (0:14.28)	(0:15.58)	(0:16.00)							

Scratched: Jack's Eyre (#5)

Report Created: Wed 06 May 2026

(Note: Races are conducted over an approximate distance as close as possible to the advertised distance, and recorded data may vary accordingly. Official times refer to race times only and do not include handicap times.)

[] Position in running at each section and finish TAB# Saddle cloth number

Fastest split

-:--:-- No data available at this section

BAR# Barrier/Gate Position

Fastest section

NA No data available

DNF Did not finish

DNT Did not track

DT-W Distance travelled compared to winner in metres



NZ Metropolitan Trotting Club Inc Harness
 Race 4: ALABAR (NZ) LTD SELLING WEANLINGS 20 MAY 2026 MOBILE PACE - 1980m
 06 May 2026 - 6:44PM



Weather: Cloudy

Field Times 0:30.19 0:14.92
 (Race Tempo) (0:15.27) (0:14.92)

Rank	TAB#	Horse	Overall Time	First 400m	Top Speed km/h (Section)	L400	L200						
	(BAR#)	Driver	Margin (DT-W)	Last 600m	Fastest Section (Time)	400 - 200	200 - Finish						
11	12	Captain Publisher	2:27.58	0:29.23	52.8 (1800-1600)	0:29.81 [12]	0:15.14 [11]						
	(12)	S J Thornley	12.8L (+11)	0:45.47	800-600 (0:14.22)	(0:14.68)	(0:15.14)						
12	3	Cullens Beach	2:30.88	0:28.67	55.2 (1980 - 1800)	0:33.67 [10]	0:17.82 [12]						
	(3)	S D Lethaby	31.7L (+2)	0:49.31	800-600 (0:14.63)	(0:15.85)	(0:17.82)						

Scratched: Jack's Eyre (#5)

Report Created: Wed 06 May 2026

(Note: Races are conducted over an approximate distance as close as possible to the advertised distance, and recorded data may vary accordingly. Official times refer to race times only and do not include handicap times.)

[] Position in running at each section and finish TAB# Saddle cloth number

-:--:-- No data available at this section

NA No data available

DNT Did not track

BAR# Barrier/Gate Position

DNF Did not finish

DT-W Distance travelled compared to winner in metres

Fastest split

Fastest section

Horse/Jockey Name	La Concha/C J Dalgety
Finish Rank	1
Fastest Section Time (Section)	0:14.40 (800-600)
Top Speed [km/h] (Section)	55.0 (1980 - 1800)
Race State	Finished



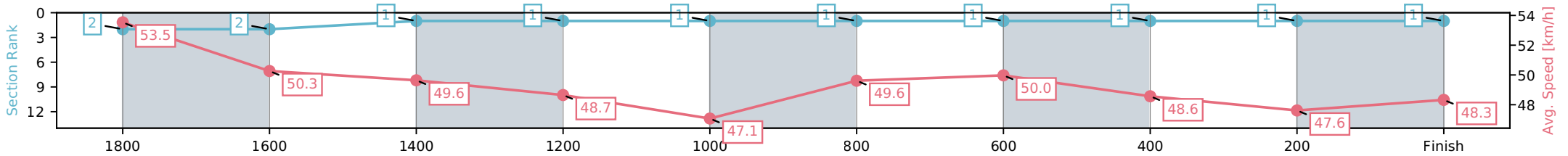
NZ Metropolitan Trotting Club Inc Harness
 Race 4: ALABAR (NZ) LTD SELLING WEANLINGS 20 MAY
 2026 MOBILE PACE - 1980m



06 May 2026 - 6:44PM

Weather: Cloudy

Section	L1980	L1800	L1600	L1400	L1200	L1000	L800	L600	L400	L200
Section Times	2:25.33 (0:11.61)	2:13.72 [2] (0:14.70)	1:59.02 [1] (0:14.71)	1:44.31 [1] (0:14.80)	1:29.51 [1] (0:15.39)	1:14.13 [1] (0:14.61)	0:59.52 [1] (0:14.40)	0:45.12 [1] (0:14.93)	0:30.19 [1] (0:15.27)	0:14.92 [1] (0:14.92)
Average Speed [km/h]	53.5	50.3	49.6	48.7	47.1	49.6	50.0	48.6	47.6	48.3
Top Speed [km/h]	55.0	52.0	50.4	49.9	47.8	51.0	50.5	49.3	48.5	49.1
Avg. Dist. to Rail [m]	6.0	4.0	1.8	2.5	0.8	0.9	1.2	1.2	1.8	3.6



[] Ranking at each section and finish
 -:-:- No data available at this section
 NA No data available

Horse/Jockey Name	Logan Rock/R D Close
Finish Rank	2
Fastest Section Time (Section)	0:14.35 (800-600)
Top Speed [km/h] (Section)	54.3 (1980 - 1800)
Race State	Finished



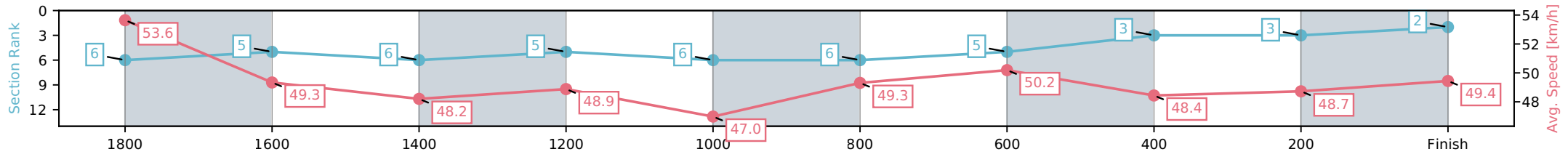
NZ Metropolitan Trotting Club Inc Harness
 Race 4: ALABAR (NZ) LTD SELLING WEANLINGS 20 MAY
 2026 MOBILE PACE - 1980m



06 May 2026 - 6:44PM

Weather: Cloudy

Section	L1980	L1800	L1600	L1400	L1200	L1000	L800	L600	L400	L200
Section Times	2:25.36 (0:12.02)	2:13.34 [5] (0:14.66)	1:58.68 [6] (0:15.03)	1:43.66 [5] (0:14.73)	1:28.93 [6] (0:15.42)	1:13.50 [6] (0:14.67)	0:58.84 [5] (0:14.35)	0:44.49 [3] (0:14.96)	0:29.53 [3] (0:14.94)	0:14.59 [2] (0:14.59)
Average Speed [km/h]	53.6	49.3	48.2	48.9	47.0	49.3	50.2	48.4	48.7	49.4
Top Speed [km/h]	54.3	52.9	50.7	50.0	48.3	50.5	51.3	49.2	50.2	50.0
Avg. Dist. to Rail [m]	1.7	0.9	1.0	2.7	0.9	0.7	1.4	1.2	2.4	5.7



[] Ranking at each section and finish
 -:-:- No data available at this section
 NA No data available

Horse/Jockey Name	Ar Gee Rulz/B T Hope
Finish Rank	3
Fastest Section Time (Section)	0:14.34 (800-600)
Top Speed [km/h] (Section)	53.9 (1980 - 1800)
Race State	Finished



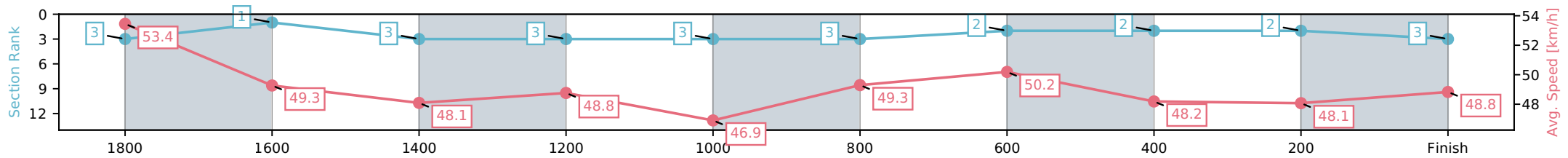
NZ Metropolitan Trotting Club Inc Harness
 Race 4: ALABAR (NZ) LTD SELLING WEANLINGS 20 MAY
 2026 MOBILE PACE - 1980m



06 May 2026 - 6:44PM

Weather: Cloudy

Section	L1980	L1800	L1600	L1400	L1200	L1000	L800	L600	L400	L200
Section Times	2:25.38 (0:11.70)	2:13.68 [1] (0:14.52)	1:59.16 [3] (0:15.14)	1:44.02 [3] (0:14.77)	1:29.25 [3] (0:15.47)	1:13.78 [3] (0:14.58)	0:59.20 [2] (0:14.34)	0:44.86 [2] (0:15.00)	0:29.86 [2] (0:15.10)	0:14.76 [3] (0:14.76)
Average Speed [km/h]	53.4	49.3	48.1	48.8	46.9	49.3	50.2	48.2	48.1	48.8
Top Speed [km/h]	53.9	53.5	50.3	49.8	48.3	50.2	51.5	49.1	50.4	50.7
Avg. Dist. to Rail [m]	1.0	0.9	1.8	3.3	0.9	0.2	1.0	0.7	1.3	1.4



- [] Ranking at each section and finish
- :-:- No data available at this section
- NA No data available

Horse/Jockey Name	Blackjack/S J Tomlinson
Finish Rank	4
Fastest Section Time (Section)	0:14.04 (800-600)
Top Speed [km/h] (Section)	52.4 (800-600)
Race State	Finished



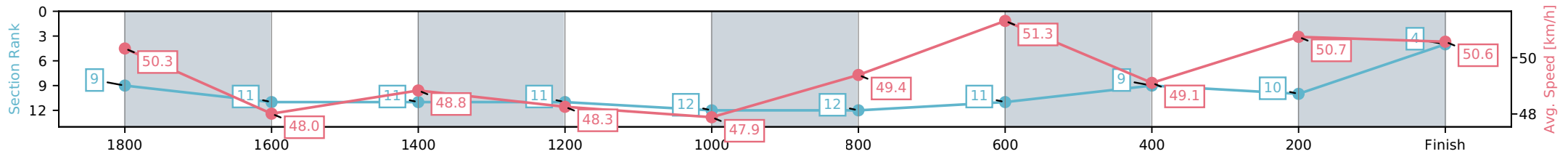
NZ Metropolitan Trotting Club Inc Harness
 Race 4: ALABAR (NZ) LTD SELLING WEANLINGS 20 MAY
 2026 MOBILE PACE - 1980m



06 May 2026 - 6:44PM

Weather: Cloudy

Section	L1980	L1800	L1600	L1400	L1200	L1000	L800	L600	L400	L200
Section Times	2:26.13 (0:12.47)	2:13.66 [11] (0:15.38)	1:58.28 [11] (0:15.02)	1:43.26 [11] (0:14.92)	1:28.33 [12] (0:15.44)	1:12.90 [12] (0:14.81)	0:58.09 [11] (0:14.04)	0:44.05 [9] (0:15.04)	0:29.01 [10] (0:14.74)	0:14.27 [4] (0:14.27)
Average Speed [km/h]	50.3	48.0	48.8	48.3	47.9	49.4	51.3	49.1	50.7	50.6
Top Speed [km/h]	52.4	52.3	51.5	51.0	49.5	52.1	52.4	50.9	51.7	52.4
Avg. Dist. to Rail [m]	7.6	4.2	2.7	4.6	3.2	2.3	2.3	3.5	6.4	10.3



- [] Ranking at each section and finish
- :-:- No data available at this section
- NA No data available

Horse/Jockey Name	Super Fund/O G Thornley
Finish Rank	5
Fastest Section Time (Section)	0:14.10 (800-600)
Top Speed [km/h] (Section)	53.5 (1980 - 1800)
Race State	Finished



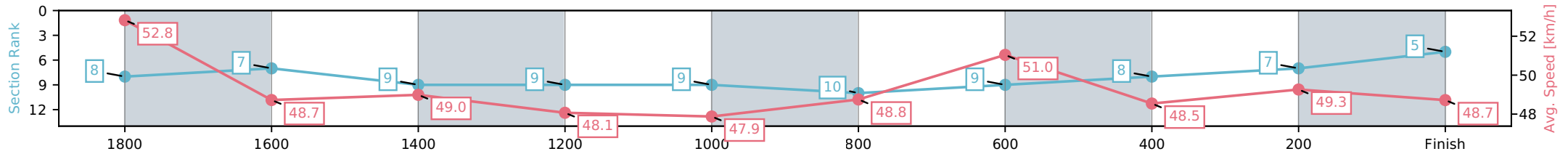
NZ Metropolitan Trotting Club Inc Harness
 Race 4: ALABAR (NZ) LTD SELLING WEANLINGS 20 MAY
 2026 MOBILE PACE - 1980m



06 May 2026 - 6:44PM

Weather: Cloudy

Section	L1980	L1800	L1600	L1400	L1200	L1000	L800	L600	L400	L200
Section Times	2:26.34 (0:12.20)	2:14.14 [7] (0:15.01)	1:59.13 [9] (0:14.97)	1:44.15 [9] (0:14.98)	1:29.17 [9] (0:15.43)	1:13.74 [10] (0:15.04)	0:58.70 [9] (0:14.10)	0:44.60 [8] (0:15.10)	0:29.50 [7] (0:14.70)	0:14.80 [5] (0:14.80)
Average Speed [km/h]	52.8	48.7	49.0	48.1	47.9	48.8	51.0	48.5	49.3	48.7
Top Speed [km/h]	53.5	52.7	51.2	49.1	49.0	50.0	51.6	50.1	49.8	49.9
Avg. Dist. to Rail [m]	3.7	2.6	2.7	4.8	3.1	2.6	3.0	2.6	0.9	1.1



- [] Ranking at each section and finish
- :-:- No data available at this section
- NA No data available

Horse/Jockey Name	Belmont Valor/G N Thornley
Finish Rank	6
Fastest Section Time (Section)	0:14.39 (400-200)
Top Speed [km/h] (Section)	52.0 (1600-1400)
Race State	Finished



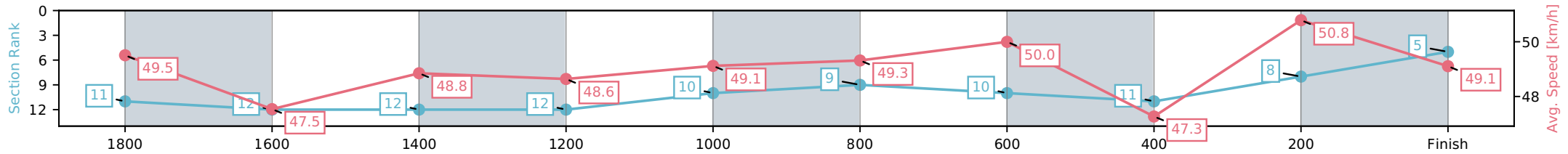
NZ Metropolitan Trotting Club Inc Harness
 Race 4: ALABAR (NZ) LTD SELLING WEANLINGS 20 MAY
 2026 MOBILE PACE - 1980m



06 May 2026 - 6:44PM

Weather: Cloudy

Section	L1980	L1800	L1600	L1400	L1200	L1000	L800	L600	L400	L200
Section Times	2:26.34 (0:12.62)	2:13.72 [12] (0:15.53)	1:58.19 [12] (0:15.03)	1:43.16 [12] (0:14.79)	1:28.37 [10] (0:14.80)	1:13.57 [9] (0:14.68)	0:58.89 [10] (0:14.41)	0:44.48 [11] (0:15.40)	0:29.08 [8] (0:14.39)	0:14.69 [5] (0:14.69)
Average Speed [km/h]	49.5	47.5	48.8	48.6	49.1	49.3	50.0	47.3	50.8	49.1
Top Speed [km/h]	51.8	49.0	52.0	51.9	50.6	50.4	51.3	50.0	51.2	51.3
Avg. Dist. to Rail [m]	12.1	4.5	2.8	3.8	1.2	0.9	1.0	1.5	2.4	2.6



- [] Ranking at each section and finish
- :-:- No data available at this section
- NA No data available

Horse/Jockey Name	The Town Of Light/D M Williams
Finish Rank	7
Fastest Section Time (Section)	0:14.08 (800-600)
Top Speed [km/h] (Section)	53.1 (1800-1600)
Race State	Finished



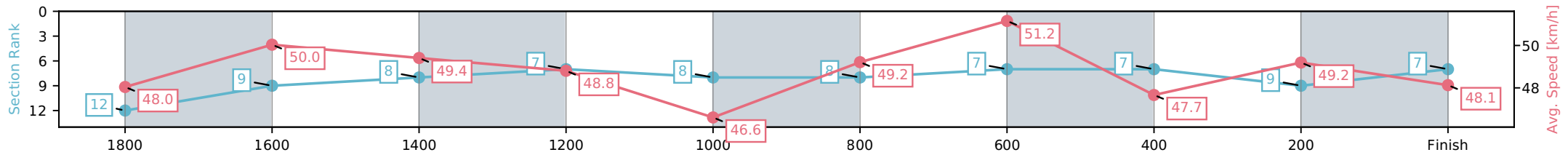
NZ Metropolitan Trotting Club Inc Harness
 Race 4: ALABAR (NZ) LTD SELLING WEANLINGS 20 MAY
 2026 MOBILE PACE - 1980m



06 May 2026 - 6:44PM

Weather: Cloudy

Section	L1980	L1800	L1600	L1400	L1200	L1000	L800	L600	L400	L200
Section Times	2:26.71 (0:12.94)	2:13.77 [9] (0:14.34)	1:59.43 [8] (0:14.74)	1:44.69 [7] (0:14.74)	1:29.95 [8] (0:15.62)	1:14.32 [8] (0:14.76)	0:59.56 [7] (0:14.08)	0:45.48 [7] (0:15.37)	0:30.11 [9] (0:15.17)	0:14.94 [7] (0:14.94)
Average Speed [km/h]	48.0	50.0	49.4	48.8	46.6	49.2	51.2	47.7	49.2	48.1
Top Speed [km/h]	50.9	53.1	51.1	50.3	48.1	50.4	51.7	50.1	50.2	49.6
Avg. Dist. to Rail [m]	7.6	0.8	1.9	3.9	1.4	1.5	1.3	1.9	6.3	9.6



- [] Ranking at each section and finish
- :-:- No data available at this section
- NA No data available

Horse/Jockey Name	Sweet Willow/W J House
Finish Rank	8
Fastest Section Time (Section)	0:14.36 (800-600)
Top Speed [km/h] (Section)	53.8 (1980 - 1800)
Race State	Finished



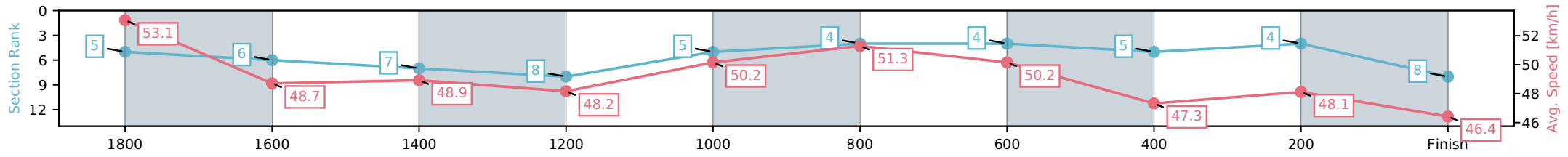
NZ Metropolitan Trotting Club Inc Harness
 Race 4: ALABAR (NZ) LTD SELLING WEANLINGS 20 MAY
 2026 MOBILE PACE - 1980m



06 May 2026 - 6:44PM

Weather: Cloudy

Section	L1980	L1800	L1600	L1400	L1200	L1000	L800	L600	L400	L200
Section Times	2:26.73 (0:11.86)	2:14.87 [6] (0:15.04)	1:59.83 [7] (0:15.00)	1:44.83 [8] (0:14.96)	1:29.87 [5] (0:14.90)	1:14.98 [4] (0:14.56)	1:00.42 [4] (0:14.36)	0:46.06 [5] (0:15.48)	0:30.58 [4] (0:15.06)	0:15.52 [8] (0:15.52)
Average Speed [km/h]	53.1	48.7	48.9	48.2	50.2	51.3	50.2	47.3	48.1	46.4
Top Speed [km/h]	53.8	53.3	51.0	49.3	51.4	52.5	50.9	49.0	48.3	48.3
Avg. Dist. to Rail [m]	3.6	2.6	2.7	5.0	4.5	4.8	4.3	2.5	1.7	4.5



[] Ranking at each section and finish
 -:-:- No data available at this section
 NA No data available

Horse/Jockey Name	Salute/M J Williamson
Finish Rank	9
Fastest Section Time (Section)	0:14.53 (800-600)
Top Speed [km/h] (Section)	55.4 (1980 - 1800)
Race State	Finished



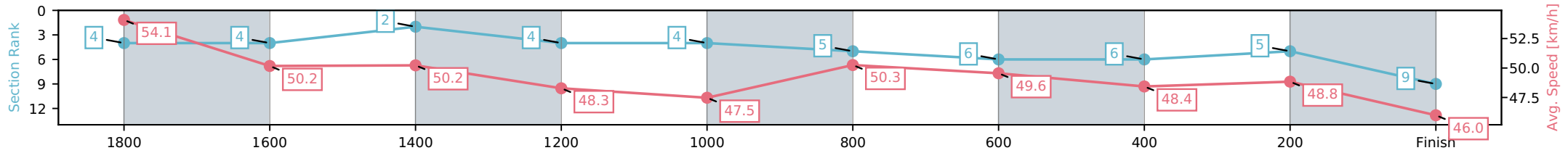
NZ Metropolitan Trotting Club Inc Harness
 Race 4: ALABAR (NZ) LTD SELLING WEANLINGS 20 MAY
 2026 MOBILE PACE - 1980m



06 May 2026 - 6:44PM

Weather: Cloudy

Section	L1980	L1800	L1600	L1400	L1200	L1000	L800	L600	L400	L200
Section Times	2:27.07 (0:11.82)	2:15.25 [4] (0:14.82)	2:00.43 [2] (0:14.69)	1:45.73 [4] (0:14.91)	1:30.83 [4] (0:15.51)	1:15.32 [5] (0:14.62)	1:00.70 [6] (0:14.53)	0:46.18 [6] (0:15.34)	0:30.83 [5] (0:15.17)	0:15.66 [9] (0:15.66)
Average Speed [km/h]	54.1	50.2	50.2	48.3	47.5	50.3	49.6	48.4	48.8	46.0
Top Speed [km/h]	55.4	53.4	51.6	49.4	48.4	50.8	50.8	49.9	49.9	48.4
Avg. Dist. to Rail [m]	6.4	5.1	3.2	4.9	2.7	2.9	3.2	4.2	4.7	6.9



- [] Ranking at each section and finish
- :-:- No data available at this section
- NA No data available

Horse/Jockey Name	Louis/S J Ottley
Finish Rank	10
Fastest Section Time (Section)	0:14.28 (1600-1400)
Top Speed [km/h] (Section)	53.4 (1600-1400)
Race State	Finished



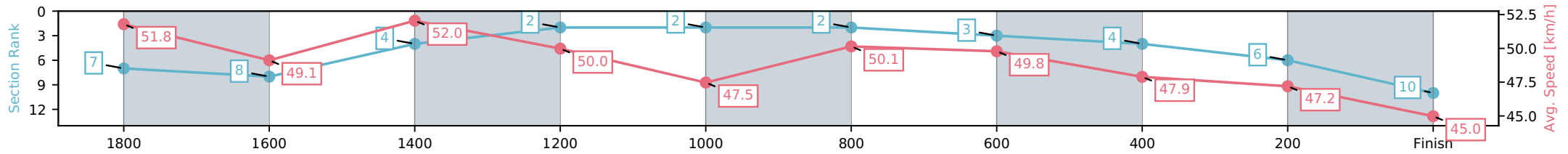
NZ Metropolitan Trotting Club Inc Harness
 Race 4: ALABAR (NZ) LTD SELLING WEANLINGS 20 MAY
 2026 MOBILE PACE - 1980m



06 May 2026 - 6:44PM

Weather: Cloudy

Section	L1980	L1800	L1600	L1400	L1200	L1000	L800	L600	L400	L200
Section Times	2:27.44 (0:12.10)	2:15.34 [8] (0:15.16)	2:00.19 [4] (0:14.28)	1:45.91 [2] (0:14.41)	1:31.50 [2] (0:15.50)	1:15.99 [2] (0:14.64)	1:01.36 [3] (0:14.46)	0:46.90 [4] (0:15.32)	0:31.58 [6] (0:15.58)	0:16.00 [10] (0:16.00)
Average Speed [km/h]	51.8	49.1	52.0	50.0	47.5	50.1	49.8	47.9	47.2	45.0
Top Speed [km/h]	52.9	50.1	53.4	53.1	48.3	51.0	50.4	48.9	47.7	47.2
Avg. Dist. to Rail [m]	9.4	5.4	4.5	6.0	2.8	2.8	3.3	2.7	3.4	5.3



- [] Ranking at each section and finish
- :-:- No data available at this section
- NA No data available

Horse/Jockey Name	Captain Publisher/S J Thornley
Finish Rank	11
Fastest Section Time (Section)	0:14.22 (800-600)
Top Speed [km/h] (Section)	52.8 (1800-1600)
Race State	Finished



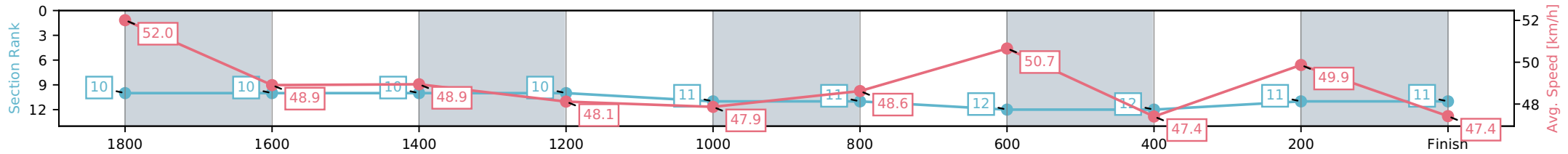
NZ Metropolitan Trotting Club Inc Harness
 Race 4: ALABAR (NZ) LTD SELLING WEANLINGS 20 MAY
 2026 MOBILE PACE - 1980m



06 May 2026 - 6:44PM

Weather: Cloudy

Section	L1980	L1800	L1600	L1400	L1200	L1000	L800	L600	L400	L200
Section Times	2:27.58 (0:12.48)	2:15.10 [10] (0:15.18)	1:59.92 [10] (0:15.00)	1:44.92 [10] (0:14.97)	1:29.96 [11] (0:15.47)	1:14.49 [11] (0:14.81)	0:59.68 [12] (0:14.22)	0:45.46 [12] (0:15.65)	0:29.81 [11] (0:14.68)	0:15.14 [11] (0:15.14)
Average Speed [km/h]	52.0	48.9	48.9	48.1	47.9	48.6	50.7	47.4	49.9	47.4
Top Speed [km/h]	52.7	52.8	51.7	49.4	49.1	50.5	51.7	48.8	50.5	48.9
Avg. Dist. to Rail [m]	5.8	4.7	2.6	5.2	3.4	1.2	1.2	3.7	2.3	2.9



- [] Ranking at each section and finish
- :-:- No data available at this section
- NA No data available

Horse/Jockey Name	Cullens Beach/S D Lethaby
Finish Rank	12
Fastest Section Time (Section)	0:14.63 (800-600)
Top Speed [km/h] (Section)	55.2 (1980 - 1800)
Race State	Finished



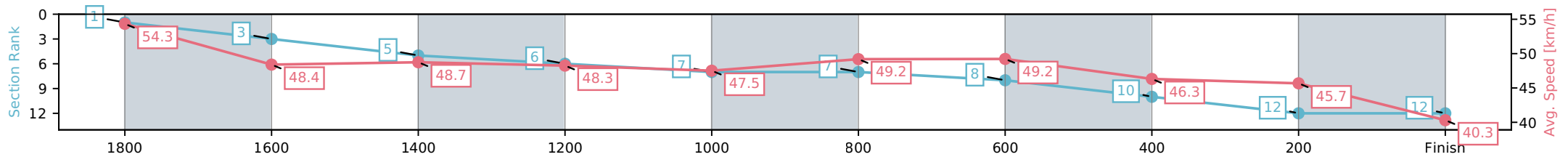
NZ Metropolitan Trotting Club Inc Harness
 Race 4: ALABAR (NZ) LTD SELLING WEANLINGS 20 MAY
 2026 MOBILE PACE - 1980m



06 May 2026 - 6:44PM

Weather: Cloudy

Section	L1980	L1800	L1600	L1400	L1200	L1000	L800	L600	L400	L200
Section Times	2:30.88 (0:11.50)	2:19.38 [3] (0:15.10)	2:04.28 [5] (0:15.03)	1:49.25 [6] (0:14.92)	1:34.33 [7] (0:15.50)	1:18.83 [7] (0:14.89)	1:03.95 [8] (0:14.63)	0:49.32 [10] (0:15.64)	0:33.67 [12] (0:15.85)	0:17.82 [12] (0:17.82)
Average Speed [km/h]	54.3	48.4	48.7	48.3	47.5	49.2	49.2	46.3	45.7	40.3
Top Speed [km/h]	55.2	52.8	50.9	49.3	48.6	49.9	50.1	47.4	46.6	43.6
Avg. Dist. to Rail [m]	4.1	2.2	2.5	4.8	2.8	2.4	1.5	0.9	1.0	2.1



- [] Ranking at each section and finish
- :-:- No data available at this section
- NA No data available