



NZ Metropolitan Trotting Club Inc Harness  
 Race 6: BUY A WOODLANDS STAR 20 MAY 2026 TROT - 2000m  
 06 May 2026 - 7:35PM



Weather: Cloudy

Field Times (Race Tempo) 2:35.10 (0:16.84) 2:18.26 (0:15.20) 2:03.06 (0:15.87) 1:47.20 (0:15.26) 1:31.93 (0:15.86) 1:16.08 (0:16.04) 1:00.04 (0:14.98) 0:45.06 (0:14.97)

Rank	TAB#	Horse	Overall Time	First 400m	Top Speed km/h (Section)	L2000	L1800	L1600	L1400	L1200	L1000	L800	L600
	(BAR#)	Driver	Margin (DT-W)	Last 600m	Fastest Section (Time)	Start - 1800	1800 - 1600	1600 - 1400	1400 - 1200	1200 - 1000	1000 - 800	800 - 600	600 - 400
1	2	Lindy's Rocket	2:35.10	0:32.04	50.7 (2000 - 1800)	2:35.10	2:18.26 [1]	2:03.06 [1]	1:47.20 [1]	1:31.93 [1]	1:16.08 [1]	1:00.02 [2]	0:45.06 [1]
	(2)	S J Thornley		0:45.05	400-200 (0:14.64)	(0:16.84)	(0:15.20)	(0:15.86)	(0:15.26)	(0:15.86)	(0:16.06)	(0:14.96)	(0:14.97)
2	9	Transtasman Bubble	2:35.83	0:33.37	49.9 (400-200)	2:35.83	2:17.84 [6]	2:02.46 [6]	1:46.80 [6]	1:31.90 [6]	1:16.08 [6]	1:00.08 [5]	0:45.16 [5]
	(9)	J F Curtin	4.2L (+16)	0:45.16	200-0 (0:14.81)	(0:17.99)	(0:15.38)	(0:15.66)	(0:14.90)	(0:15.83)	(0:15.99)	(0:14.93)	(0:15.38)
3	3	Prince Teka	2:35.93	0:33.02	50.8 (2000 - 1800)	2:35.93	2:18.21 [5]	2:02.91 [5]	1:47.26 [5]	1:32.37 [4]	1:16.52 [4]	1:00.54 [3]	0:45.63 [3]
	(3)	K G Cameron	4.7L (+15)	0:45.62	1400-1200 (0:14.88)	(0:17.72)	(0:15.30)	(0:15.65)	(0:14.88)	(0:15.85)	(0:15.98)	(0:14.91)	(0:15.35)
4	8	Just Easy	2:36.01	0:34.28	51.1 (200-0)	2:36.01	2:17.24 [9]	2:01.72 [9]	1:46.33 [9]	1:31.34 [9]	1:15.60 [9]	0:59.62 [9]	0:44.70 [9]
	(8)	J B Geddes	5.2L (+20)	0:44.69	200-0 (0:14.44)	(0:18.76)	(0:15.52)	(0:15.40)	(0:14.98)	(0:15.74)	(0:15.98)	(0:14.92)	(0:15.33)
5	11	Mode	2:36.02	0:33.76	50.9 (400-200)	2:36.02	2:17.45 [7]	2:02.27 [7]	1:46.67 [8]	1:31.71 [8]	1:15.96 [7]	0:59.96 [7]	0:45.04 [7]
	(11)	W J House	5.2L (+22)	0:45.04	400-200 (0:14.85)	(0:18.57)	(0:15.19)	(0:15.60)	(0:14.96)	(0:15.75)	(0:15.99)	(0:14.92)	(0:15.34)
6	10	Baffled	2:36.11	0:32.68	51.0 (1800-1600)	2:36.11	2:18.52 [4]	2:03.43 [3]	1:47.84 [3]	1:32.93 [2]	1:17.01 [2]	1:01.05 [1]	0:46.02 [2]
	(10)	R E Cameron	5.8L (+14)	0:46.02	1400-1200 (0:14.92)	(0:17.59)	(0:15.09)	(0:15.59)	(0:14.92)	(0:15.92)	(0:15.96)	(0:15.03)	(0:15.25)
7	4	Ruthless Emma	2:36.27	0:33.91	50.6 (200-0)	2:36.27	2:17.62 [8]	2:02.36 [8]	1:47.05 [7]	1:32.03 [7]	1:16.20 [8]	1:00.11 [8]	0:45.18 [8]
	(4)	A S Mugford	6.7L (+9)	0:45.18	200-0 (0:14.89)	(0:18.65)	(0:15.26)	(0:15.31)	(0:15.03)	(0:15.82)	(0:16.10)	(0:14.93)	(0:15.32)
8	1	KD Grins	2:36.53	0:32.85	50.9 (200-0)	2:36.53	2:19.04 [3]	2:03.68 [4]	1:47.92 [4]	1:32.63 [5]	1:16.81 [5]	1:00.71 [6]	0:45.79 [6]
	(1)	R D Close	8.1L (+3)	0:45.80	800-600 (0:14.92)	(0:17.49)	(0:15.36)	(0:15.75)	(0:15.29)	(0:15.82)	(0:16.10)	(0:14.92)	(0:15.34)
9	5	Robo Trouble	2:36.99	0:32.41	50.9 (2000 - 1800)	2:36.99	2:19.81 [2]	2:04.58 [2]	1:48.75 [2]	1:33.51 [3]	1:17.62 [3]	1:01.56 [4]	0:46.58 [4]
	(5)	R T May	10.8L (+1)	0:46.58	800-600 (0:14.97)	(0:17.18)	(0:15.23)	(0:15.83)	(0:15.24)	(0:15.89)	(0:16.06)	(0:14.97)	(0:15.32)

Scrapped: Noah Magnific (#6)  
 Did Not Finish: Alotoftrouble (#7)

Report Created: Wed 06 May 2026

(Note: Races are conducted over an approximate distance as close as possible to the advertised distance, and recorded data may vary accordingly. Official times refer to race times only and do not include handicap times.)

[ ] Position in running at each section and finish TAB# Saddle cloth number  
 -:-:- No data available at this section BAR# Barrier/Gate Position  
 NA No data available DNF Did not finish  
 DNT Did not track DT-W Distance travelled compared to winner in metres

Fastest split  
 Fastest section





NZ Metropolitan Trotting Club Inc Harness  
 Race 6: BUY A WOODLANDS STAR 20 MAY 2026 TROT - 2000m  
 06 May 2026 - 7:35PM



Weather: Cloudy

Field Times                      0:30.09    0:15.44  
 (Race Tempo)                    (0:14.64)   (0:15.44)

Rank	TAB#	Horse	Overall Time	First 400m	Top Speed km/h (Section)	L400	L200						
	(BAR#)	Driver	Margin (DT-W)	Last 600m	Fastest Section (Time)	400 - 200	200 - Finish						
1	2	Lindy's Rocket	2:35.10	0:32.04	50.7 (2000 - 1800)	0:30.09 [1]	0:15.44 [1]						
	(2)	S J Thornley		0:45.05	400-200 (0:14.64)	(0:14.64)	(0:15.44)						
2	9	Transtasman Bubble	2:35.83	0:33.37	49.9 (400-200)	0:29.78 [5]	0:14.81 [4]						
	(9)	J F Curtin	4.2L (+16)	0:45.16	200-0 (0:14.81)	(0:14.97)	(0:14.81)						
3	3	Prince Teka	2:35.93	0:33.02	50.8 (2000 - 1800)	0:30.27 [3]	0:15.18 [3]						
	(3)	K G Cameron	4.7L (+15)	0:45.62	1400-1200 (0:14.88)	(0:15.09)	(0:15.18)						
4	8	Just Easy	2:36.01	0:34.28	51.1 (200-0)	0:29.36 [9]	0:14.44 [9]						
	(8)	J B Geddes	5.2L (+20)	0:44.69	200-0 (0:14.44)	(0:14.92)	(0:14.44)						
5	11	Mode	2:36.02	0:33.76	50.9 (400-200)	0:29.70 [7]	0:14.85 [6]						
	(11)	W J House	5.2L (+22)	0:45.04	400-200 (0:14.85)	(0:14.85)	(0:14.85)						
6	10	Baffled	2:36.11	0:32.68	51.0 (1800-1600)	0:30.77 [2]	0:15.60 [2]						
	(10)	R E Cameron	5.8L (+14)	0:46.02	1400-1200 (0:14.92)	(0:15.17)	(0:15.60)						
7	4	Ruthless Emma	2:36.27	0:33.91	50.6 (200-0)	0:29.86 [8]	0:14.89 [8]						
	(4)	A S Mugford	6.7L (+9)	0:45.18	200-0 (0:14.89)	(0:14.97)	(0:14.89)						
8	1	KD Grins	2:36.53	0:32.85	50.9 (200-0)	0:30.45 [6]	0:15.30 [7]						
	(1)	R D Close	8.1L (+3)	0:45.80	800-600 (0:14.92)	(0:15.16)	(0:15.30)						
9	5	Robo Trouble	2:36.99	0:32.41	50.9 (2000 - 1800)	0:31.27 [4]	0:15.90 [5]						
	(5)	R T May	10.8L (+1)	0:46.58	800-600 (0:14.97)	(0:15.36)	(0:15.90)						

Scratched: Noah Magnific (#6)  
 Did Not Finish: Alotoftrouble (#7)

Report Created: Wed 06 May 2026

(Note: Races are conducted over an approximate distance as close as possible to the advertised distance, and recorded data may vary accordingly. Official times refer to race times only and do not include handicap times.)

[ ] Position in running at each section and finish    TAB# Saddle cloth number  
 -:-:- No data available at this section                BAR# Barrier/Gate Position  
 NA No data available                                        DNF Did not finish  
 DNT Did not track     DT-W Distance travelled compared to winner in metres

Fastest split  
 Fastest section

Horse/Jockey Name	Lindy's Rocket/S J Thornley
Finish Rank	1
Fastest Section Time (Section)	0:14.64 (400-200)
Top Speed [km/h] (Section)	50.7 (2000 - 1800)
Race State	Finished



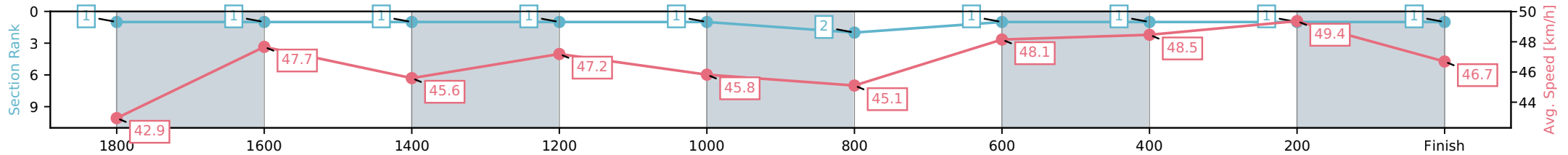
NZ Metropolitan Trotting Club Inc Harness  
 Race 6: BUY A WOODLANDS STAR 20 MAY 2026 TROT - 2000m



06 May 2026 - 7:35PM

Weather: Cloudy

Section	L2000	L1800	L1600	L1400	L1200	L1000	L800	L600	L400	L200
Section Times	2:35.10 (0:16.84)	2:18.26 [1] (0:15.20)	2:03.06 [1] (0:15.86)	1:47.20 [1] (0:15.26)	1:31.93 [1] (0:15.86)	1:16.08 [2] (0:16.06)	1:00.02 [1] (0:14.96)	0:45.06 [1] (0:14.97)	0:30.09 [1] (0:14.64)	0:15.44 [1] (0:15.44)
Average Speed [km/h]	42.9	47.7	45.6	47.2	45.8	45.1	48.1	48.5	49.4	46.7
Top Speed [km/h]	50.7	49.8	47.0	47.9	46.8	46.2	48.8	49.4	49.6	49.5
Avg. Dist. to Rail [m]	1.6	1.2	0.9	2.3	1.2	1.0	1.4	1.4	0.9	3.0



- [ ] Ranking at each section and finish
- :-:- No data available at this section
- NA No data available

Horse/Jockey Name	Transtasman Bubble/J F Curtin
Finish Rank	2
Fastest Section Time (Section)	0:14.81 (200-0)
Top Speed [km/h] (Section)	49.9 (400-200)
Race State	Finished



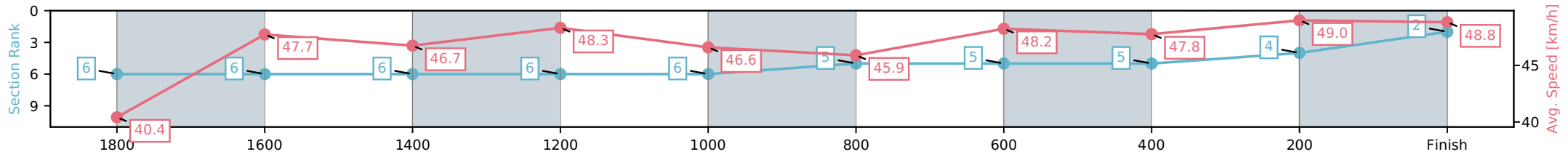
NZ Metropolitan Trotting Club Inc Harness  
 Race 6: BUY A WOODLANDS STAR 20 MAY 2026 TROT - 2000m



06 May 2026 - 7:35PM

Weather: Cloudy

Section	L2000	L1800	L1600	L1400	L1200	L1000	L800	L600	L400	L200
Section Times	2:35.83 (0:17.99)	2:17.84 [6] (0:15.38)	2:02.46 [6] (0:15.66)	1:46.80 [6] (0:14.90)	1:31.90 [6] (0:15.83)	1:16.08 [5] (0:15.99)	1:00.08 [5] (0:14.93)	0:45.16 [5] (0:15.38)	0:29.78 [4] (0:14.97)	0:14.81 [2] (0:14.81)
Average Speed [km/h]	40.4	47.7	46.7	48.3	46.6	45.9	48.2	47.8	49.0	48.8
Top Speed [km/h]	48.5	48.5	47.7	48.8	48.1	46.7	48.7	48.2	49.9	49.7
Avg. Dist. to Rail [m]	10.0	3.2	2.3	4.8	2.9	2.7	3.4	3.0	3.2	7.1



[ ] Ranking at each section and finish  
 -:-:- No data available at this section  
 NA No data available

Horse/Jockey Name	Prince Teka/K G Cameron
Finish Rank	3
Fastest Section Time (Section)	0:14.88 (1400-1200)
Top Speed [km/h] (Section)	50.8 (2000 - 1800)
Race State	Finished



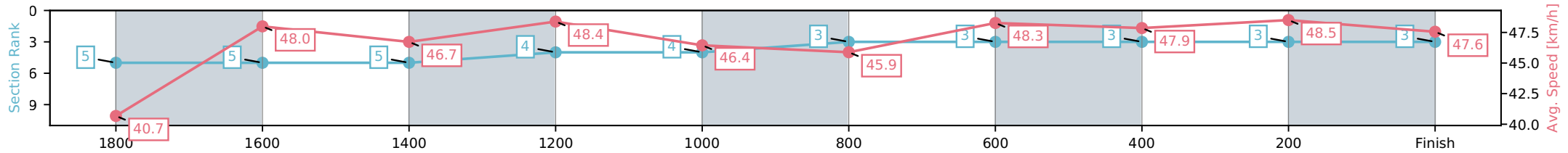
NZ Metropolitan Trotting Club Inc Harness  
 Race 6: BUY A WOODLANDS STAR 20 MAY 2026 TROT - 2000m



06 May 2026 - 7:35PM

Weather: Cloudy

Section	L2000	L1800	L1600	L1400	L1200	L1000	L800	L600	L400	L200
Section Times	2:35.93 (0:17.72)	2:18.21 [5] (0:15.30)	2:02.91 [5] (0:15.65)	1:47.26 [4] (0:14.88)	1:32.37 [4] (0:15.85)	1:16.52 [3] (0:15.98)	1:00.54 [3] (0:14.91)	0:45.63 [3] (0:15.35)	0:30.27 [3] (0:15.09)	0:15.18 [3] (0:15.18)
Average Speed [km/h]	40.7	48.0	46.7	48.4	46.4	45.9	48.3	47.9	48.5	47.6
Top Speed [km/h]	50.8	50.6	47.3	48.7	48.1	46.7	48.6	48.4	49.0	48.4
Avg. Dist. to Rail [m]	3.9	3.0	2.3	4.8	2.9	2.6	3.4	3.1	2.7	5.5



- [ ] Ranking at each section and finish
- :-:- No data available at this section
- NA No data available

Horse/Jockey Name	Just Easy/J B Geddes
Finish Rank	4
Fastest Section Time (Section)	0:14.44 (200-0)
Top Speed [km/h] (Section)	51.1 (200-0)
Race State	Finished



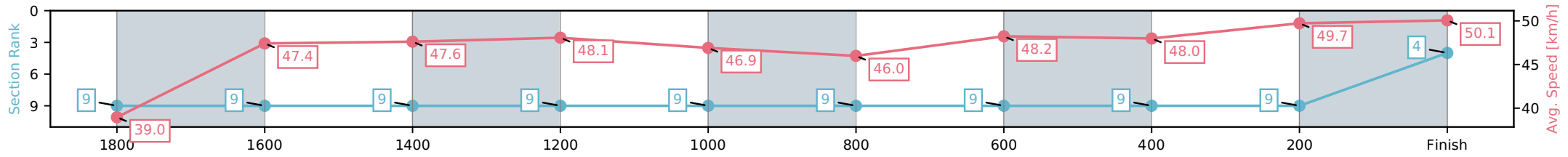
NZ Metropolitan Trotting Club Inc Harness  
 Race 6: BUY A WOODLANDS STAR 20 MAY 2026 TROT - 2000m



06 May 2026 - 7:35PM

Weather: Cloudy

Section	L2000	L1800	L1600	L1400	L1200	L1000	L800	L600	L400	L200
Section Times	2:36.01 (0:18.76)	2:17.24 [9] (0:15.52)	2:01.72 [9] (0:15.40)	1:46.33 [9] (0:14.98)	1:31.34 [9] (0:15.74)	1:15.60 [9] (0:15.98)	0:59.62 [9] (0:14.92)	0:44.70 [9] (0:15.33)	0:29.36 [9] (0:14.92)	0:14.44 [4] (0:14.44)
Average Speed [km/h]	39.0	47.4	47.6	48.1	46.9	46.0	48.2	48.0	49.7	50.1
Top Speed [km/h]	48.6	48.6	48.7	48.5	48.7	47.5	49.2	48.6	51.0	51.1
Avg. Dist. to Rail [m]	9.7	3.9	2.6	5.1	3.2	2.9	3.7	3.3	5.0	11.0



[ ] Ranking at each section and finish  
 -:-:- No data available at this section  
 NA No data available

Horse/Jockey Name	Mode/W J House
Finish Rank	5
Fastest Section Time (Section)	0:14.85 (400-200)
Top Speed [km/h] (Section)	50.9 (400-200)
Race State	Finished



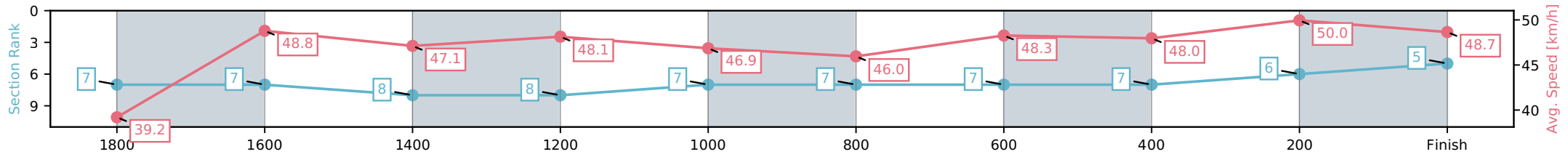
NZ Metropolitan Trotting Club Inc Harness  
 Race 6: BUY A WOODLANDS STAR 20 MAY 2026 TROT - 2000m



06 May 2026 - 7:35PM

Weather: Cloudy

Section	L2000	L1800	L1600	L1400	L1200	L1000	L800	L600	L400	L200
Section Times	2:36.02 (0:18.57)	2:17.45 [7] (0:15.19)	2:02.27 [8] (0:15.60)	1:46.67 [8] (0:14.96)	1:31.71 [7] (0:15.75)	1:15.96 [7] (0:15.99)	0:59.96 [7] (0:14.92)	0:45.04 [7] (0:15.34)	0:29.70 [6] (0:14.85)	0:14.85 [5] (0:14.85)
Average Speed [km/h]	39.2	48.8	47.1	48.1	46.9	46.0	48.3	48.0	50.0	48.7
Top Speed [km/h]	48.2	49.5	48.2	48.9	48.6	47.2	48.8	48.4	50.9	49.6
Avg. Dist. to Rail [m]	15.3	5.0	2.9	5.0	3.2	2.8	3.4	3.3	4.7	8.7



[ ] Ranking at each section and finish  
 -:-:- No data available at this section  
 NA No data available

Horse/Jockey Name	Baffled/R E Cameron
Finish Rank	6
Fastest Section Time (Section)	0:14.92 (1400-1200)
Top Speed [km/h] (Section)	51.0 (1800-1600)
Race State	Finished



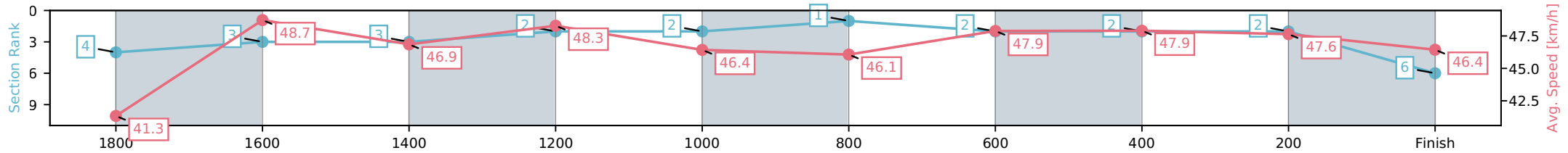
NZ Metropolitan Trotting Club Inc Harness  
 Race 6: BUY A WOODLANDS STAR 20 MAY 2026 TROT - 2000m



06 May 2026 - 7:35PM

Weather: Cloudy

Section	L2000	L1800	L1600	L1400	L1200	L1000	L800	L600	L400	L200
Section Times	2:36.11 (0:17.59)	2:18.52 [3] (0:15.09)	2:03.43 [3] (0:15.59)	1:47.84 [2] (0:14.92)	1:32.93 [2] (0:15.92)	1:17.01 [1] (0:15.96)	1:01.05 [2] (0:15.03)	0:46.02 [2] (0:15.25)	0:30.77 [2] (0:15.17)	0:15.60 [6] (0:15.60)
Average Speed [km/h]	41.3	48.7	46.9	48.3	46.4	46.1	47.9	47.9	47.6	46.4
Top Speed [km/h]	50.1	51.0	47.6	48.7	47.7	47.4	48.7	48.5	48.5	47.6
Avg. Dist. to Rail [m]	12.8	3.6	2.2	4.6	3.2	3.0	3.4	2.3	0.9	3.2



- [ ] Ranking at each section and finish
- :-:- No data available at this section
- NA No data available

Horse/Jockey Name	Ruthless Emma/A S Mugford
Finish Rank	7
Fastest Section Time (Section)	0:14.89 (200-0)
Top Speed [km/h] (Section)	50.6 (200-0)
Race State	Finished



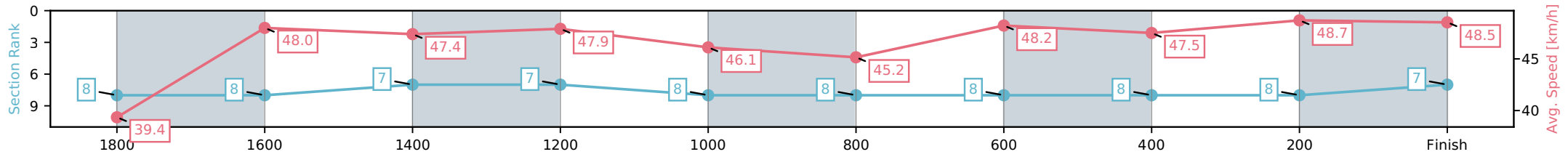
NZ Metropolitan Trotting Club Inc Harness  
 Race 6: BUY A WOODLANDS STAR 20 MAY 2026 TROT - 2000m



06 May 2026 - 7:35PM

Weather: Cloudy

Section	L2000	L1800	L1600	L1400	L1200	L1000	L800	L600	L400	L200
Section Times	2:36.27 (0:18.65)	2:17.62 [8] (0:15.26)	2:02.36 [7] (0:15.31)	1:47.05 [7] (0:15.03)	1:32.03 [8] (0:15.82)	1:16.20 [8] (0:16.10)	1:00.11 [8] (0:14.93)	0:45.18 [8] (0:15.32)	0:29.86 [8] (0:14.97)	0:14.89 [7] (0:14.89)
Average Speed [km/h]	39.4	48.0	47.4	47.9	46.1	45.2	48.2	47.5	48.7	48.5
Top Speed [km/h]	48.6	49.6	48.3	48.5	47.7	46.6	48.8	48.3	50.5	50.6
Avg. Dist. to Rail [m]	4.6	2.8	1.1	3.3	1.8	1.4	2.1	1.8	2.7	5.4



[ ] Ranking at each section and finish  
 -:-:- No data available at this section  
 NA No data available

Horse/Jockey Name	KD Grins/R D Close
Finish Rank	8
Fastest Section Time (Section)	0:14.92 (800-600)
Top Speed [km/h] (Section)	50.9 (200-0)
Race State	Finished



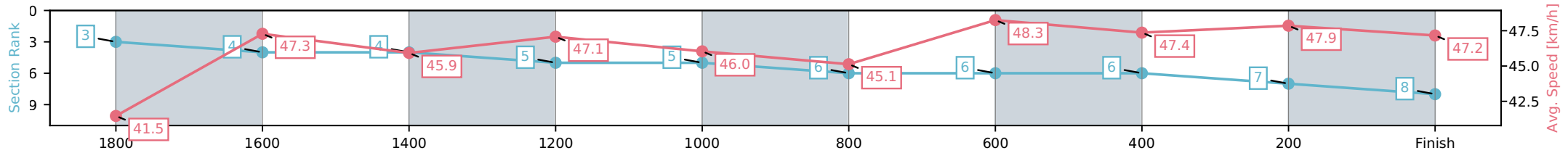
NZ Metropolitan Trotting Club Inc Harness  
 Race 6: BUY A WOODLANDS STAR 20 MAY 2026 TROT - 2000m



06 May 2026 - 7:35PM

Weather: Cloudy

Section	L2000	L1800	L1600	L1400	L1200	L1000	L800	L600	L400	L200
Section Times	2:36.53 (0:17.49)	2:19.04 [4] (0:15.36)	2:03.68 [4] (0:15.75)	1:47.92 [5] (0:15.29)	1:32.63 [5] (0:15.82)	1:16.81 [6] (0:16.10)	1:00.71 [6] (0:14.92)	0:45.79 [6] (0:15.34)	0:30.45 [7] (0:15.16)	0:15.30 [8] (0:15.30)
Average Speed [km/h]	41.5	47.3	45.9	47.1	46.0	45.1	48.3	47.4	47.9	47.2
Top Speed [km/h]	49.7	49.2	46.5	47.7	47.3	46.8	48.9	48.1	50.7	50.9
Avg. Dist. to Rail [m]	1.2	1.4	0.9	3.2	1.5	1.4	2.0	1.6	1.5	2.3



- [ ] Ranking at each section and finish
- :-:- No data available at this section
- NA No data available

Horse/Jockey Name	Robo Trouble/R T May
Finish Rank	9
Fastest Section Time (Section)	0:14.97 (800-600)
Top Speed [km/h] (Section)	50.9 (2000 - 1800)
Race State	Finished



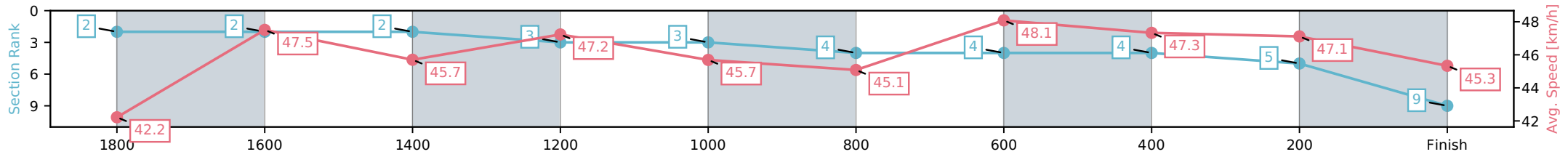
NZ Metropolitan Trotting Club Inc Harness  
 Race 6: BUY A WOODLANDS STAR 20 MAY 2026 TROT - 2000m



06 May 2026 - 7:35PM

Weather: Cloudy

Section	L2000	L1800	L1600	L1400	L1200	L1000	L800	L600	L400	L200
Section Times	2:36.99 (0:17.18)	2:19.81 [2] (0:15.23)	2:04.58 [2] (0:15.83)	1:48.75 [3] (0:15.24)	1:33.51 [3] (0:15.89)	1:17.62 [4] (0:16.06)	1:01.56 [4] (0:14.97)	0:46.58 [4] (0:15.32)	0:31.27 [5] (0:15.36)	0:15.90 [9] (0:15.90)
Average Speed [km/h]	42.2	47.5	45.7	47.2	45.7	45.1	48.1	47.3	47.1	45.3
Top Speed [km/h]	50.9	50.5	46.8	48.2	46.9	46.6	48.7	48.3	47.9	48.0
Avg. Dist. to Rail [m]	4.7	1.1	0.9	2.7	1.1	1.0	1.8	1.3	1.0	0.9



[ ] Ranking at each section and finish  
 -:-:- No data available at this section  
 NA No data available