



NZ Metropolitan Trotting Club Inc Harness

Race 7: CANTERBURY PLAINS CHALLENGE SERIES (HEAT 9) MOBILE PACE - 1980m

06 May 2026 - 8:01PM



Weather: Cloudy

Field Times	2:27.73	2:16.69	2:02.42	1:46.90	1:30.90	1:14.93	1:00.07	0:45.40
(Race Tempo)	(0:11.04)	(0:14.27)	(0:15.52)	(0:16.00)	(0:15.97)	(0:14.86)	(0:14.68)	(0:15.33)

Rank	TAB#	Horse	Overall Time	First 400m	Top Speed km/h (Section)	L1980	L1800	L1600	L1400	L1200	L1000	L800	L600
	(BAR#)	Driver	Margin (DT-W)	Last 600m	Fastest Section (Time)	Start - 1800	1800 - 1600	1600 - 1400	1400 - 1200	1200 - 1000	1000 - 800	800 - 600	600 - 400
1	11	Radioactive Jaffa	2:27.73	0:28.28	53.7 (1980 - 1800)	2:27.73	2:15.62 [7]	2:01.15 [7]	1:45.52 [7]	1:29.69 [7]	1:14.03 [6]	0:59.12 [6]	0:44.46 [6]
	(11)	R T May		0:44.46	1800-1600 (0:14.47)	(0:12.11)	(0:14.47)	(0:15.63)	(0:15.82)	(0:15.67)	(0:14.90)	(0:14.66)	(0:15.21)
2	4	Hes Santas Excuse	2:27.95	0:26.85	56.9 (1980 - 1800)	2:27.95	2:16.91 [1]	2:02.64 [1]	1:47.12 [1]	1:31.12 [1]	1:15.15 [1]	1:00.29 [1]	0:45.62 [1]
	(4)	R D Close	1.3L (-20)	0:45.61	1800-1600 (0:14.26)	(0:11.04)	(0:14.26)	(0:15.52)	(0:16.00)	(0:15.97)	(0:14.86)	(0:14.68)	(0:15.33)
3	5	Bronski	2:28.04	0:27.94	54.1 (1980 - 1800)	2:28.04	2:16.22 [5]	2:01.81 [5]	1:46.21 [5]	1:30.32 [5]	1:14.66 [4]	0:59.68 [5]	0:44.94 [5]
	(5)	Craig D Thornley	1.8L (-12)	0:44.95	1800-1600 (0:14.41)	(0:11.82)	(0:14.41)	(0:15.60)	(0:15.89)	(0:15.66)	(0:14.98)	(0:14.74)	(0:15.07)
4	3	Verducci	2:28.28	0:27.51	54.6 (1980 - 1800)	2:28.28	2:16.74 [4]	2:02.31 [4]	1:46.79 [3]	1:30.78 [4]	1:14.83 [5]	0:59.98 [4]	0:45.29 [4]
	(3)	J J A Young-Grant	3.2L (-20)	0:45.29	1800-1600 (0:14.42)	(0:11.54)	(0:14.42)	(0:15.53)	(0:16.00)	(0:15.95)	(0:14.85)	(0:14.69)	(0:15.29)
5	8	Cheeky Red	2:28.35	0:28.83	53.8 (1980 - 1800)	2:28.35	2:16.13 [8]	2:01.46 [9]	1:45.82 [9]	1:30.00 [9]	1:14.34 [8]	0:59.39 [8]	0:44.82 [8]
	(8)	T S Chmiel	3.6L (+4)	0:44.82	800-600 (0:14.57)	(0:12.22)	(0:14.68)	(0:15.64)	(0:15.82)	(0:15.65)	(0:14.95)	(0:14.57)	(0:15.21)
6	6	Lorton Vale	2:28.42	0:27.18	55.9 (1980 - 1800)	2:28.42	2:17.09 [3]	2:02.80 [2]	1:47.28 [2]	1:31.25 [2]	1:15.29 [3]	1:00.44 [2]	0:45.76 [3]
	(6)	O G Thornley	4.0L (-21)	0:45.75	1800-1600 (0:14.29)	(0:11.33)	(0:14.29)	(0:15.52)	(0:16.02)	(0:15.96)	(0:14.85)	(0:14.68)	(0:15.32)
7	10	Art Jordan	2:28.47	0:28.40	52.4 (1980 - 1800)	2:28.47	2:16.05 [10]	2:01.69 [8]	1:46.20 [8]	1:30.31 [8]	1:14.38 [9]	0:59.44 [9]	0:44.73 [9]
	(10)	C J Dalgety	4.2L (-13)	0:44.73	1800-1600 (0:14.36)	(0:12.42)	(0:14.36)	(0:15.49)	(0:15.89)	(0:15.94)	(0:14.94)	(0:14.71)	(0:15.00)
8	7	Motor Mouth	2:29.08	0:27.43	56.5 (1980 - 1800)	2:29.08	2:18.02 [2]	2:03.24 [3]	1:47.52 [4]	1:31.75 [3]	1:15.99 [2]	1:01.06 [3]	0:46.44 [2]
	(7)	A J Cameron	7.8L (-4)	0:46.44	800-600 (0:14.62)	(0:11.06)	(0:14.78)	(0:15.72)	(0:15.77)	(0:15.76)	(0:14.93)	(0:14.62)	(0:15.38)
9	1	Carrera Kahu	2:29.73	0:28.38	53.0 (1980 - 1800)	2:29.73	2:17.72 [6]	2:03.30 [6]	1:47.79 [6]	1:31.90 [6]	1:15.94 [7]	1:01.01 [7]	0:46.24 [7]
	(1)	S J Tomlinson	11.4L (-22)	0:46.25	1800-1600 (0:14.42)	(0:12.01)	(0:14.42)	(0:15.51)	(0:15.89)	(0:15.96)	(0:14.93)	(0:14.76)	(0:15.23)
10	9	Enya Franco	2:29.74	0:28.96	54.5 (1980 - 1800)	2:29.74	2:17.52 [9]	2:02.46 [10]	1:46.87 [10]	1:31.03 [10]	1:15.40 [10]	1:00.43 [10]	0:45.88 [10]
	(9)	W J House	11.5L (-4)	0:45.88	800-600 (0:14.55)	(0:12.22)	(0:15.05)	(0:15.59)	(0:15.84)	(0:15.64)	(0:14.97)	(0:14.55)	(0:15.10)

Scratched: Didjashoutthebar (#2)

Report Created: Wed 06 May 2026

(Note: Races are conducted over an approximate distance as close as possible to the advertised distance, and recorded data may vary accordingly. Official times refer to race times only and do not include handicap times.)

[] Position in running at each section and finish TAB# Saddle cloth number

-:--:-- No data available at this section

NA No data available

DNT Did not track

BAR# Barrier/Gate Position

DNF Did not finish

DT-W Distance travelled compared to winner in metres

Fastest split

Fastest section



NZ Metropolitan Trotting Club Inc Harness

Race 7: CANTERBURY PLAINS CHALLENGE SERIES (HEAT 9) MOBILE PACE - 1980m

06 May 2026 - 8:01PM

Weather: Cloudy



Field Times 0:30.06 0:14.80
(Race Tempo) (0:15.27) (0:14.80)

Rank	TAB#	Horse	Overall Time	First 400m	Top Speed km/h (Section)	L400	L200						
	(BAR#)	Driver	Margin (DT-W)	Last 600m	Fastest Section (Time)	400 - 200	200 - Finish						
1	11	Radioactive Jaffa	2:27.73	0:28.28	53.7 (1980 - 1800)	0:29.25 [6]	0:14.58 [3]						
	(11)	R T May		0:44.46	1800-1600 (0:14.47)	(0:14.67)	(0:14.58)						
2	4	Hes Santas Excuse	2:27.95	0:26.85	56.9 (1980 - 1800)	0:30.28 [1]	0:14.91 [2]						
	(4)	R D Close	1.3L (-20)	0:45.61	1800-1600 (0:14.26)	(0:15.37)	(0:14.91)						
3	5	Bronski	2:28.04	0:27.94	54.1 (1980 - 1800)	0:29.88 [4]	0:15.11 [1]						
	(5)	Craig D Thornley	1.8L (-12)	0:44.95	1800-1600 (0:14.41)	(0:14.77)	(0:15.11)						
4	3	Verducci	2:28.28	0:27.51	54.6 (1980 - 1800)	0:30.00 [5]	0:14.63 [7]						
	(3)	J J A Young-Grant	3.2L (-20)	0:45.29	1800-1600 (0:14.42)	(0:15.37)	(0:14.63)						
5	8	Cheeky Red	2:28.35	0:28.83	53.8 (1980 - 1800)	0:29.61 [8]	0:14.73 [6]						
	(8)	T S Chmiel	3.6L (+4)	0:44.82	800-600 (0:14.57)	(0:14.88)	(0:14.73)						
6	6	Lorton Vale	2:28.42	0:27.18	55.9 (1980 - 1800)	0:30.43 [2]	0:15.06 [4]						
	(6)	O G Thornley	4.0L (-21)	0:45.75	1800-1600 (0:14.29)	(0:15.37)	(0:15.06)						
7	10	Art Jordan	2:28.47	0:28.40	52.4 (1980 - 1800)	0:29.72 [9]	0:14.79 [8]						
	(10)	C J Dalgety	4.2L (-13)	0:44.73	1800-1600 (0:14.36)	(0:14.94)	(0:14.79)						
8	7	Motor Mouth	2:29.08	0:27.43	56.5 (1980 - 1800)	0:31.06 [3]	0:15.50 [5]						
	(7)	A J Cameron	7.8L (-4)	0:46.44	800-600 (0:14.62)	(0:15.56)	(0:15.50)						
9	1	Carrera Kahu	2:29.73	0:28.38	53.0 (1980 - 1800)	0:31.02 [7]	0:15.69 [10]						
	(1)	S J Tomlinson	11.4L (-22)	0:46.25	1800-1600 (0:14.42)	(0:15.33)	(0:15.69)						
10	9	Enya Franco	2:29.74	0:28.96	54.5 (1980 - 1800)	0:30.78 [10]	0:15.77 [9]						
	(9)	W J House	11.5L (-4)	0:45.88	800-600 (0:14.55)	(0:15.01)	(0:15.77)						

Scratched: Didjashoutthebar (#2)

Report Created: Wed 06 May 2026

(Note: Races are conducted over an approximate distance as close as possible to the advertised distance, and recorded data may vary accordingly. Official times refer to race times only and do not include handicap times.)

[] Position in running at each section and finish TAB# Saddle cloth number

-:--:-- No data available at this section

NA No data available

DNT Did not track

BAR# Barrier/Gate Position

DNF Did not finish

DT-W Distance travelled compared to winner in metres

Fastest split

Fastest section

Horse/Jockey Name	Radioactive Jaffa/R T May
Finish Rank	1
Fastest Section Time (Section)	0:14.47 (1800-1600)
Top Speed [km/h] (Section)	53.7 (1980 - 1800)
Race State	Finished



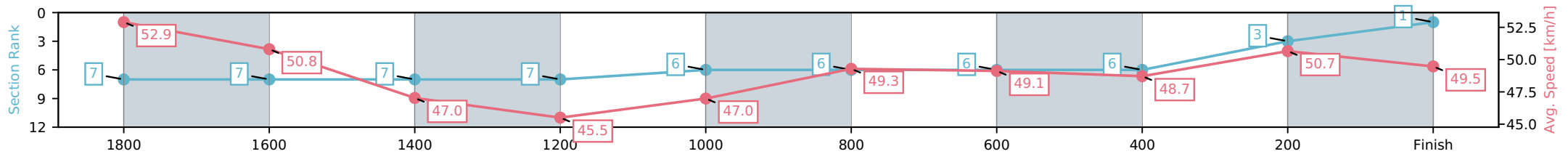
NZ Metropolitan Trotting Club Inc Harness
 Race 7: CANTERBURY PLAINS CHALLENGE SERIES (HEAT
 9) MOBILE PACE - 1980m



06 May 2026 - 8:01PM

Weather: Cloudy

Section	L1980	L1800	L1600	L1400	L1200	L1000	L800	L600	L400	L200
Section Times	2:27.73 (0:12.11)	2:15.62 [7] (0:14.47)	2:01.15 [7] (0:15.63)	1:45.52 [7] (0:15.82)	1:29.69 [6] (0:15.67)	1:14.03 [6] (0:14.90)	0:59.12 [6] (0:14.66)	0:44.46 [6] (0:15.21)	0:29.25 [3] (0:14.67)	0:14.58 [1] (0:14.58)
Average Speed [km/h]	52.9	50.8	47.0	45.5	47.0	49.3	49.1	48.7	50.7	49.5
Top Speed [km/h]	53.7	51.5	48.0	46.4	48.2	50.4	50.3	50.4	52.1	52.3
Avg. Dist. to Rail [m]	4.6	3.5	2.8	5.3	2.8	2.9	3.9	4.0	5.0	8.5



- [] Ranking at each section and finish
- :-:- No data available at this section
- NA No data available

Horse/Jockey Name	Hes Santas Excuse/R D Close
Finish Rank	2
Fastest Section Time (Section)	0:14.26 (1800-1600)
Top Speed [km/h] (Section)	56.9 (1980 - 1800)
Race State	Finished



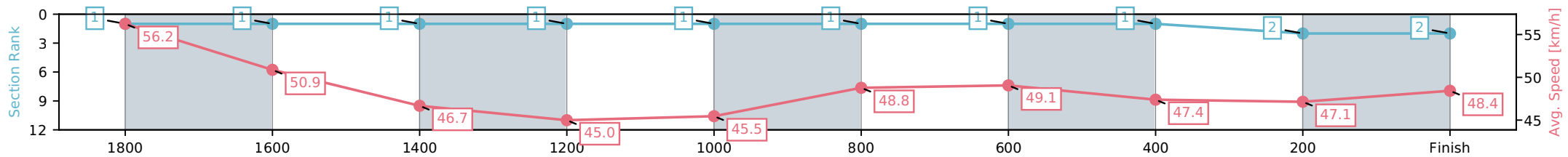
NZ Metropolitan Trotting Club Inc Harness
 Race 7: CANTERBURY PLAINS CHALLENGE SERIES (HEAT
 9) MOBILE PACE - 1980m



06 May 2026 - 8:01PM

Weather: Cloudy

Section	L1980	L1800	L1600	L1400	L1200	L1000	L800	L600	L400	L200
Section Times	2:27.95 (0:11.04)	2:16.91 [1] (0:14.26)	2:02.64 [1] (0:15.52)	1:47.12 [1] (0:16.00)	1:31.12 [1] (0:15.97)	1:15.15 [1] (0:14.86)	1:00.29 [1] (0:14.68)	0:45.62 [1] (0:15.33)	0:30.28 [2] (0:15.37)	0:14.91 [2] (0:14.91)
Average Speed [km/h]	56.2	50.9	46.7	45.0	45.5	48.8	49.1	47.4	47.1	48.4
Top Speed [km/h]	56.9	55.7	46.9	46.7	47.8	49.6	49.6	48.1	48.6	49.2
Avg. Dist. to Rail [m]	5.1	1.7	1.1	3.1	1.0	1.1	2.1	1.5	1.5	5.4



- [] Ranking at each section and finish
- :-:- No data available at this section
- NA No data available

Horse/Jockey Name	Bronski/Craig D Thornley
Finish Rank	3
Fastest Section Time (Section)	0:14.41 (1800-1600)
Top Speed [km/h] (Section)	54.1 (1980 - 1800)
Race State	Finished



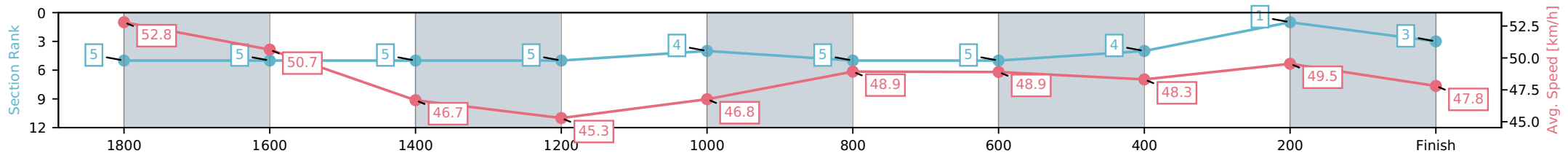
NZ Metropolitan Trotting Club Inc Harness
 Race 7: CANTERBURY PLAINS CHALLENGE SERIES (HEAT
 9) MOBILE PACE - 1980m



06 May 2026 - 8:01PM

Weather: Cloudy

Section	L1980	L1800	L1600	L1400	L1200	L1000	L800	L600	L400	L200
Section Times	2:28.04 (0:11.82)	2:16.22 [5] (0:14.41)	2:01.81 [5] (0:15.60)	1:46.21 [5] (0:15.89)	1:30.32 [4] (0:15.66)	1:14.66 [5] (0:14.98)	0:59.68 [5] (0:14.74)	0:44.94 [4] (0:15.07)	0:29.88 [1] (0:14.77)	0:15.11 [3] (0:15.11)
Average Speed [km/h]	52.8	50.7	46.7	45.3	46.8	48.9	48.9	48.3	49.5	47.8
Top Speed [km/h]	54.1	52.0	47.6	46.1	47.7	49.7	49.7	50.1	50.1	49.8
Avg. Dist. to Rail [m]	6.5	2.6	1.7	4.3	2.0	2.7	3.3	2.0	2.7	6.9



- [] Ranking at each section and finish
- :-:- No data available at this section
- NA No data available

Horse/Jockey Name	Verducci/J J A Young-Grant
Finish Rank	4
Fastest Section Time (Section)	0:14.42 (1800-1600)
Top Speed [km/h] (Section)	54.6 (1980 - 1800)
Race State	Finished



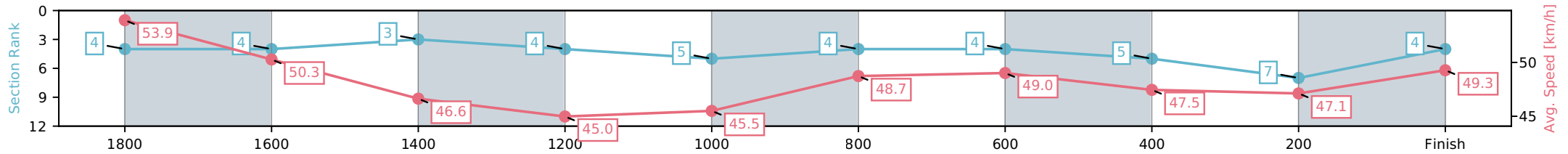
NZ Metropolitan Trotting Club Inc Harness
 Race 7: CANTERBURY PLAINS CHALLENGE SERIES (HEAT
 9) MOBILE PACE - 1980m



06 May 2026 - 8:01PM

Weather: Cloudy

Section	L1980	L1800	L1600	L1400	L1200	L1000	L800	L600	L400	L200
Section Times	2:28.28 (0:11.54)	2:16.74 [4] (0:14.42)	2:02.31 [3] (0:15.53)	1:46.79 [4] (0:16.00)	1:30.78 [5] (0:15.95)	1:14.83 [4] (0:14.85)	0:59.98 [4] (0:14.69)	0:45.29 [5] (0:15.29)	0:30.00 [7] (0:15.37)	0:14.63 [4] (0:14.63)
Average Speed [km/h]	53.9	50.3	46.6	45.0	45.5	48.7	49.0	47.5	47.1	49.3
Top Speed [km/h]	54.6	52.6	47.1	46.6	47.1	49.7	49.7	48.0	48.9	50.4
Avg. Dist. to Rail [m]	2.9	1.4	0.9	2.9	1.1	0.9	1.8	1.3	1.1	1.5



- [] Ranking at each section and finish
- :-:- No data available at this section
- NA No data available

Horse/Jockey Name	Cheeky Red/T S Chmiel
Finish Rank	5
Fastest Section Time (Section)	0:14.57 (800-600)
Top Speed [km/h] (Section)	53.8 (1980 - 1800)
Race State	Finished



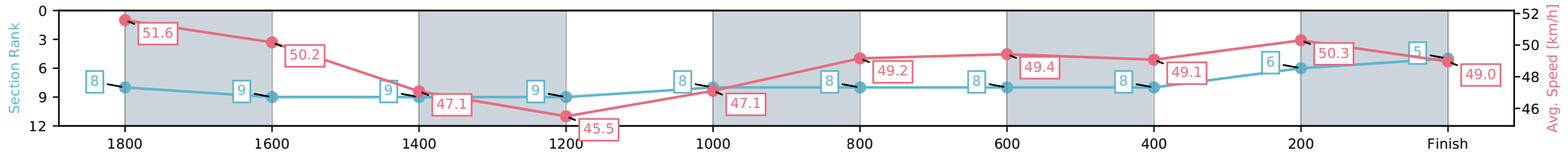
NZ Metropolitan Trotting Club Inc Harness
 Race 7: CANTERBURY PLAINS CHALLENGE SERIES (HEAT
 9) MOBILE PACE - 1980m



06 May 2026 - 8:01PM

Weather: Cloudy

Section	L1980	L1800	L1600	L1400	L1200	L1000	L800	L600	L400	L200
Section Times	2:28.35 (0:12.22)	2:16.13 [9] (0:14.68)	2:01.46 [9] (0:15.64)	1:45.82 [9] (0:15.82)	1:30.00 [8] (0:15.65)	1:14.34 [8] (0:14.95)	0:59.39 [8] (0:14.57)	0:44.82 [8] (0:15.21)	0:29.61 [6] (0:14.88)	0:14.73 [5] (0:14.73)
Average Speed [km/h]	51.6	50.2	47.1	45.5	47.1	49.2	49.4	49.1	50.3	49.0
Top Speed [km/h]	53.8	51.7	48.3	46.7	48.3	49.9	50.1	50.3	50.7	50.5
Avg. Dist. to Rail [m]	9.3	4.0	2.9	5.3	3.0	2.9	3.9	4.9	5.9	9.0



- [] Ranking at each section and finish
- :-:- No data available at this section
- NA No data available

Horse/Jockey Name	Lorton Vale/O G Thornley
Finish Rank	6
Fastest Section Time (Section)	0:14.29 (1800-1600)
Top Speed [km/h] (Section)	55.9 (1980 - 1800)
Race State	Finished



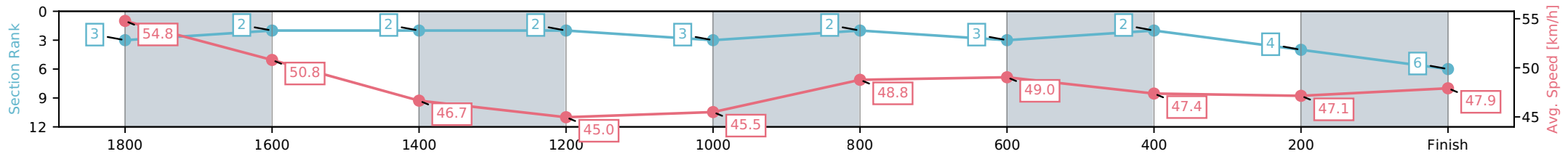
NZ Metropolitan Trotting Club Inc Harness
 Race 7: CANTERBURY PLAINS CHALLENGE SERIES (HEAT
 9) MOBILE PACE - 1980m



06 May 2026 - 8:01PM

Weather: Cloudy

Section	L1980	L1800	L1600	L1400	L1200	L1000	L800	L600	L400	L200
Section Times	2:28.42 (0:11.33)	2:17.09 [2] (0:14.29)	2:02.80 [2] (0:15.52)	1:47.28 [2] (0:16.02)	1:31.25 [3] (0:15.96)	1:15.29 [2] (0:14.85)	1:00.44 [3] (0:14.68)	0:45.76 [2] (0:15.32)	0:30.43 [4] (0:15.37)	0:15.06 [6] (0:15.06)
Average Speed [km/h]	54.8	50.8	46.7	45.0	45.5	48.8	49.0	47.4	47.1	47.9
Top Speed [km/h]	55.9	54.3	47.0	46.5	47.5	49.8	49.9	48.1	48.6	49.0
Avg. Dist. to Rail [m]	7.5	1.9	1.0	3.1	1.1	1.1	1.9	1.4	1.2	3.2



- [] Ranking at each section and finish
- :-:- No data available at this section
- NA No data available

Horse/Jockey Name	Art Jordan/C J Dalgety
Finish Rank	7
Fastest Section Time (Section)	0:14.36 (1800-1600)
Top Speed [km/h] (Section)	52.4 (1980 - 1800)
Race State	Finished



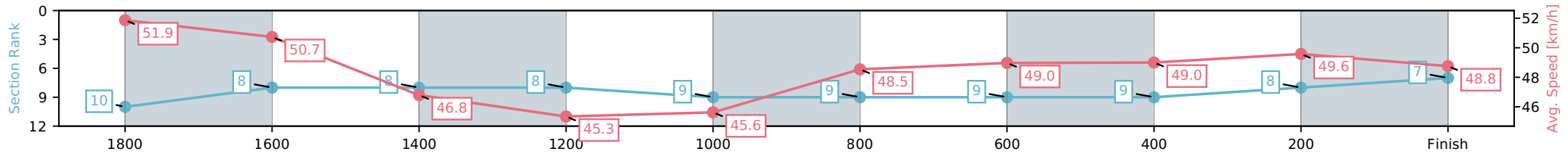
NZ Metropolitan Trotting Club Inc Harness
 Race 7: CANTERBURY PLAINS CHALLENGE SERIES (HEAT
 9) MOBILE PACE - 1980m



06 May 2026 - 8:01PM

Weather: Cloudy

Section	L1980	L1800	L1600	L1400	L1200	L1000	L800	L600	L400	L200
Section Times	2:28.47 (0:12.42)	2:16.05 [8] (0:14.36)	2:01.69 [8] (0:15.49)	1:46.20 [8] (0:15.89)	1:30.31 [9] (0:15.94)	1:14.38 [9] (0:14.94)	0:59.44 [9] (0:14.71)	0:44.73 [9] (0:15.00)	0:29.72 [8] (0:14.94)	0:14.79 [7] (0:14.79)
Average Speed [km/h]	51.9	50.7	46.8	45.3	45.6	48.5	49.0	49.0	49.6	48.8
Top Speed [km/h]	52.4	51.9	47.9	47.1	47.6	49.9	49.7	49.6	50.2	50.4
Avg. Dist. to Rail [m]	3.0	2.5	1.1	3.1	1.2	1.1	2.1	3.1	4.4	7.5



- [] Ranking at each section and finish
- :-:- No data available at this section
- NA No data available

Horse/Jockey Name	Motor Mouth/A J Cameron
Finish Rank	8
Fastest Section Time (Section)	0:14.62 (800-600)
Top Speed [km/h] (Section)	56.5 (1980 - 1800)
Race State	Finished



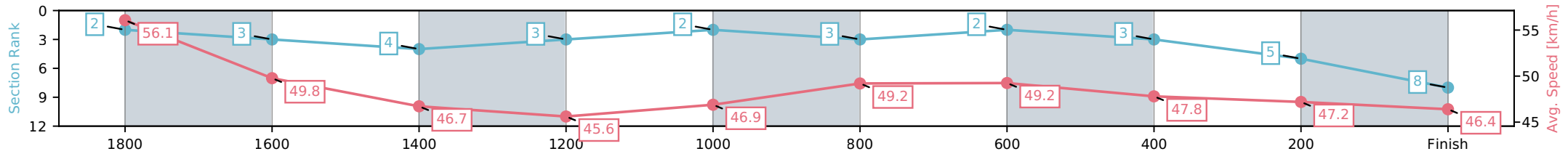
NZ Metropolitan Trotting Club Inc Harness
 Race 7: CANTERBURY PLAINS CHALLENGE SERIES (HEAT
 9) MOBILE PACE - 1980m



06 May 2026 - 8:01PM

Weather: Cloudy

Section	L1980	L1800	L1600	L1400	L1200	L1000	L800	L600	L400	L200
Section Times	2:29.08 (0:11.06)	2:18.02 [3] (0:14.78)	2:03.24 [4] (0:15.72)	1:47.52 [3] (0:15.77)	1:31.75 [2] (0:15.76)	1:15.99 [3] (0:14.93)	1:01.06 [2] (0:14.62)	0:46.44 [3] (0:15.38)	0:31.06 [5] (0:15.56)	0:15.50 [8] (0:15.50)
Average Speed [km/h]	56.1	49.8	46.7	45.6	46.9	49.2	49.2	47.8	47.2	46.4
Top Speed [km/h]	56.5	54.9	47.2	46.5	48.3	50.0	49.9	48.1	48.0	48.2
Avg. Dist. to Rail [m]	9.5	3.5	2.7	5.0	3.0	3.0	3.7	3.1	3.1	5.4



- [] Ranking at each section and finish
- :-:- No data available at this section
- NA No data available

Horse/Jockey Name	Carrera Kahu/S J Tomlinson
Finish Rank	9
Fastest Section Time (Section)	0:14.42 (1800-1600)
Top Speed [km/h] (Section)	53.0 (1980 - 1800)
Race State	Finished



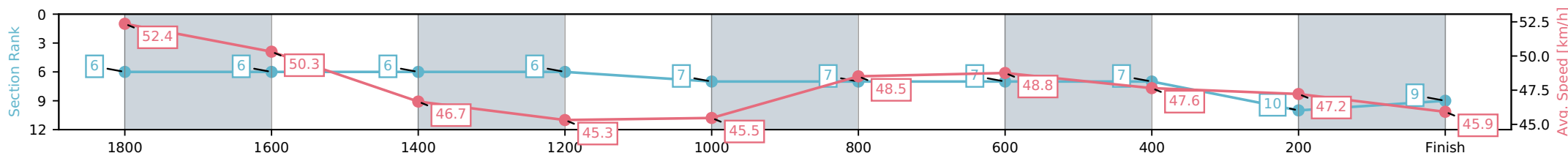
NZ Metropolitan Trotting Club Inc Harness
 Race 7: CANTERBURY PLAINS CHALLENGE SERIES (HEAT
 9) MOBILE PACE - 1980m



06 May 2026 - 8:01PM

Weather: Cloudy

Section	L1980	L1800	L1600	L1400	L1200	L1000	L800	L600	L400	L200
Section Times	2:29.73 (0:12.01)	2:17.72 [6] (0:14.42)	2:03.30 [6] (0:15.51)	1:47.79 [6] (0:15.89)	1:31.90 [7] (0:15.96)	1:15.94 [7] (0:14.93)	1:01.01 [7] (0:14.76)	0:46.24 [7] (0:15.23)	0:31.02 [10] (0:15.33)	0:15.69 [9] (0:15.69)
Average Speed [km/h]	52.4	50.3	46.7	45.3	45.5	48.5	48.8	47.6	47.2	45.9
Top Speed [km/h]	53.0	52.2	47.2	46.9	47.4	49.6	49.6	47.9	47.7	48.0
Avg. Dist. to Rail [m]	2.5	1.4	0.9	2.9	1.0	1.1	2.0	1.2	1.2	3.0



- [] Ranking at each section and finish
- :-:- No data available at this section
- NA No data available

Horse/Jockey Name	Enya Franco/W J House
Finish Rank	10
Fastest Section Time (Section)	0:14.55 (800-600)
Top Speed [km/h] (Section)	54.5 (1980 - 1800)
Race State	Finished



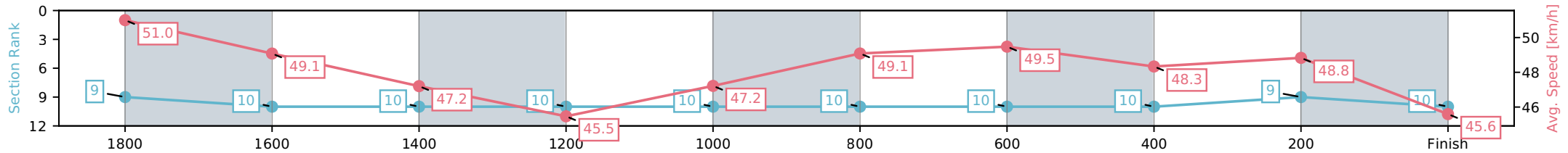
NZ Metropolitan Trotting Club Inc Harness
 Race 7: CANTERBURY PLAINS CHALLENGE SERIES (HEAT
 9) MOBILE PACE - 1980m



06 May 2026 - 8:01PM

Weather: Cloudy

Section	L1980	L1800	L1600	L1400	L1200	L1000	L800	L600	L400	L200
Section Times	2:29.74 (0:12.22)	2:17.52 [10] (0:15.05)	2:02.46 [10] (0:15.59)	1:46.87 [10] (0:15.84)	1:31.03 [10] (0:15.64)	1:15.40 [10] (0:14.97)	1:00.43 [10] (0:14.55)	0:45.88 [10] (0:15.10)	0:30.78 [9] (0:15.01)	0:15.77 [10] (0:15.77)
Average Speed [km/h]	51.0	49.1	47.2	45.5	47.2	49.1	49.5	48.3	48.8	45.6
Top Speed [km/h]	54.5	51.5	49.6	46.7	48.8	50.1	50.0	49.2	49.4	48.8
Avg. Dist. to Rail [m]	12.4	5.1	3.0	5.5	3.2	2.7	1.8	2.0	3.1	6.5



- [] Ranking at each section and finish
- :-:- No data available at this section
- NA No data available