



NZ Metropolitan Trotting Club Inc Harness

Race 2: PLUMBERS NIGHT 26 JUNE. BOOK NOW!! HANDICAP TROT - 2600m

08 May 2026 - 5:36PM

Weather: Cloudy



Field Times	3:22.34	3:04.38	2:49.63	2:34.63	2:19.87	2:04.58	1:47.98	1:31.63
(Race Tempo)	(0:17.95)	(0:14.75)	(0:15.00)	(0:14.76)	(0:15.29)	(0:16.60)	(0:16.35)	(0:15.49)

Rank	TAB#	Horse	Overall Time	First 400m	Top Speed km/h (Section)	L2600	L2400	L2200	L2000	L1800	L1600	L1400	L1200
	(BAR#)	Driver	Margin (DT-W)	Last 600m	Fastest Section (Time)	Start - 2400	2400 - 2200	2200 - 2000	2000 - 1800	1800 - 1600	1600 - 1400	1400 - 1200	1200 - 1000
1	12	Royal Gypsy	3:22.34	0:33.49	51.4 (2000-1800)	3:22.34	3:03.56 [5]	2:48.85 [4]	2:34.00 [4]	2:19.79 [2]	2:04.58 [1]	1:47.98 [1]	1:31.63 [1]
	(8)	S J Ottley		0:45.53	2000-1800 (0:14.20)	(0:18.78)	(0:14.71)	(0:14.85)	(0:14.20)	(0:15.21)	(0:16.60)	(0:16.35)	(0:15.49)
2	5	Almighty	3:22.59	0:35.02	50.9 (2000-1800)	3:22.59	3:03.13 [8]	2:47.57 [8]	2:32.62 [7]	2:18.37 [7]	2:03.23 [7]	1:46.96 [7]	1:31.80 [2]
	(1)	J W Cox	1.4L (+13)	0:45.46	2000-1800 (0:14.26)	(0:19.46)	(0:15.56)	(0:14.95)	(0:14.26)	(0:15.14)	(0:16.27)	(0:15.16)	(0:15.53)
3	10	Maroubra	3:23.04	0:36.80	50.8 (400-200)	3:23.04	3:01.16 [9]	2:46.23 [9]	2:31.15 [9]	2:16.12 [9]	2:00.90 [9]	1:45.70 [9]	1:30.64 [9]
	(6)	K K Tomlinson	4.0L (+0)	0:44.77	400-200 (0:14.63)	(0:21.88)	(0:14.92)	(0:15.08)	(0:15.03)	(0:15.22)	(0:15.20)	(0:15.06)	(0:15.22)
4	6	One Mhor For Heather	3:23.17	0:33.06	50.3 (2400-2200)	3:23.17	3:04.75 [3]	2:50.11 [2]	2:35.16 [3]	2:20.10 [4]	2:04.44 [4]	1:48.19 [3]	1:32.13 [3]
	(2)	R D Holmes	4.7L (+7)	0:46.12	2400-2200 (0:14.64)	(0:18.42)	(0:14.64)	(0:14.94)	(0:15.06)	(0:15.67)	(0:16.24)	(0:16.06)	(0:15.59)
5	7	Huckleberry	3:23.76	0:34.75	51.1 (2000-1800)	3:23.76	3:04.61 [6]	2:49.02 [6]	2:34.09 [6]	2:19.84 [6]	2:04.69 [5]	1:48.45 [5]	1:32.38 [5]
	(3)	K A Butt	8.1L (+14)	0:46.39	2000-1800 (0:14.24)	(0:19.15)	(0:15.60)	(0:14.92)	(0:14.24)	(0:15.15)	(0:16.24)	(0:16.06)	(0:15.57)
6	3	A Reason To Fight	3:25.43	0:32.71	50.2 (2400-2200)	3:25.43	3:07.48 [1]	2:52.72 [1]	2:37.72 [1]	2:22.70 [3]	2:07.09 [3]	1:50.40 [4]	1:33.88 [6]
	(3)	R D Close	17.7L (-2)	0:47.02	2400-2200 (0:14.75)	(0:17.96)	(0:14.75)	(0:15.00)	(0:15.03)	(0:15.60)	(0:16.69)	(0:16.52)	(0:15.34)
7	1	Arden Solitaire	3:27.28	0:34.92	49.8 (2000-1800)	3:27.28	3:08.00 [7]	2:52.36 [7]	2:37.10 [8]	2:22.44 [8]	2:07.35 [8]	1:51.54 [8]	1:35.52 [7]
	(1)	A L Lethaby	28.2L (+4)	0:49.31	2000-1800 (0:14.66)	(0:19.28)	(0:15.64)	(0:15.26)	(0:14.66)	(0:15.08)	(0:15.81)	(0:16.03)	(0:15.51)
8	4	Onnahill	3:28.16	0:37.68	50.2 (2000-1800)	3:28.16	3:06.12 [10]	2:50.48 [10]	2:35.02 [10]	2:20.43 [10]	2:05.33 [10]	1:49.81 [10]	1:34.87 [10]
	(4)	P J Davis	33.3L (+9)	0:49.10	2000-1800 (0:14.58)	(0:22.04)	(0:15.64)	(0:15.46)	(0:14.58)	(0:15.10)	(0:15.53)	(0:14.94)	(0:15.71)
9	2	Valyrian	3:28.90	0:40.58	50.8 (1400-1200)	3:28.90	3:06.75 [11]	2:48.32 [11]	2:32.69 [11]	2:18.15 [11]	2:02.95 [11]	1:48.05 [11]	1:33.66 [11]
	(2)	O G Thornley	37.5L (-1)	0:48.51	1400-1200 (0:14.40)	(0:22.15)	(0:18.43)	(0:15.63)	(0:14.54)	(0:15.20)	(0:14.90)	(0:14.40)	(0:15.11)
10	8	Kairaki Spur	3:29.92	0:33.54	50.6 (2200-2000)	3:29.92	3:11.19 [4]	2:56.37 [5]	2:41.48 [5]	2:26.49 [5]	2:10.73 [6]	1:54.54 [6]	1:38.02 [8]
	(4)	R T May	43.4L (+9)	0:51.32	2400-2200 (0:14.81)	(0:18.73)	(0:14.81)	(0:14.89)	(0:14.99)	(0:15.76)	(0:16.19)	(0:16.52)	(0:15.32)

Scratched: Son E (#9)

Report Created: Fri 08 May 2026

(Note: Races are conducted over an approximate distance as close as possible to the advertised distance, and recorded data may vary accordingly. Official times refer to race times only and do not include handicap times.)

[] Position in running at each section and finish TAB# Saddle cloth number

Fastest split

-:--:-- No data available at this section

BAR# Barrier/Gate Position

Fastest section

NA No data available

DNF Did not finish

DNT Did not track

DT-W Distance travelled compared to winner in metres



NZ Metropolitan Trotting Club Inc Harness

Race 2: PLUMBERS NIGHT 26 JUNE. BOOK NOW!! HANDICAP TROT - 2600m

08 May 2026 - 5:36PM

Weather: Cloudy



Field Times	3:22.34	3:04.38	2:49.63	2:34.63	2:19.87	2:04.58	1:47.98	1:31.63
(Race Tempo)	(0:17.95)	(0:14.75)	(0:15.00)	(0:14.76)	(0:15.29)	(0:16.60)	(0:16.35)	(0:15.49)

Rank	TAB#	Horse	Overall Time	First 400m	Top Speed km/h (Section)	L2600	L2400	L2200	L2000	L1800	L1600	L1400	L1200
	(BAR#)	Driver	Margin (DT-W)	Last 600m	Fastest Section (Time)	Start - 2400	2400 - 2200	2200 - 2000	2000 - 1800	1800 - 1600	1600 - 1400	1400 - 1200	1200 - 1000
11	11	Millie Let Loose	3:33.07	0:33.09	50.9 (2200-2000)	3:33.07	3:14.75 [2]	2:59.98 [3]	2:45.22 [2]	2:30.60 [1]	2:14.98 [2]	1:58.37 [2]	1:41.89 [4]
	(7)	J C Morrison	61.3L (+1)	0:55.20	2000-1800 (0:14.62)	(0:18.32)	(0:14.77)	(0:14.76)	(0:14.62)	(0:15.62)	(0:16.61)	(0:16.48)	(0:15.38)

Scratched: Son E (#9)

Report Created: Fri 08 May 2026

(Note: Races are conducted over an approximate distance as close as possible to the advertised distance, and recorded data may vary accordingly. Official times refer to race times only and do not include handicap times.)

[] Position in running at each section and finish TAB# Saddle cloth number

-:--:-- No data available at this section

NA No data available

DNT Did not track

BAR# Barrier/Gate Position

DNF Did not finish

DT-W Distance travelled compared to winner in metres

Fastest split

Fastest section



NZ Metropolitan Trotting Club Inc Harness

Race 2: PLUMBERS NIGHT 26 JUNE. BOOK NOW!! HANDICAP TROT - 2600m

08 May 2026 - 5:36PM

Weather: Cloudy



Field Times	1:16.14	1:00.84	0:45.53	0:30.34	0:15.30
(Race Tempo)	(0:15.30)	(0:15.32)	(0:15.19)	(0:15.04)	(0:15.30)

Rank	TAB#	Horse	Overall Time	First 400m	Top Speed km/h (Section)	L1000	L800	L600	L400	L200			
	(BAR#)	Driver	Margin (DT-W)	Last 600m	Fastest Section (Time)	1000 - 800	800 - 600	600 - 400	400 - 200	200 - Finish			
1	12	Royal Gypsy	3:22.34	0:33.49	51.4 (2000-1800)	1:16.14 [1]	1:00.84 [1]	0:45.53 [1]	0:30.34 [1]	0:15.30 [1]			
	(8)	S J Ottley		0:45.53	2000-1800 (0:14.20)	(0:15.30)	(0:15.32)	(0:15.19)	(0:15.04)	(0:15.30)			
2	5	Almighty	3:22.59	0:35.02	50.9 (2000-1800)	1:16.27 [2]	1:00.92 [2]	0:45.46 [3]	0:30.25 [3]	0:15.22 [2]			
	(1)	J W Cox	1.4L (+13)	0:45.46	2000-1800 (0:14.26)	(0:15.35)	(0:15.45)	(0:15.21)	(0:15.03)	(0:15.22)			
3	10	Maroubra	3:23.04	0:36.80	50.8 (400-200)	1:15.41 [9]	1:00.05 [9]	0:44.77 [7]	0:29.55 [6]	0:14.92 [5]			
	(6)	K K Tomlinson	4.0L (+0)	0:44.77	400-200 (0:14.63)	(0:15.36)	(0:15.28)	(0:15.22)	(0:14.63)	(0:14.92)			
4	6	One Mhor For Heather	3:23.17	0:33.06	50.3 (2400-2200)	1:16.54 [4]	1:01.20 [3]	0:46.13 [2]	0:30.90 [2]	0:15.67 [3]			
	(2)	R D Holmes	4.7L (+7)	0:46.12	2400-2200 (0:14.64)	(0:15.34)	(0:15.07)	(0:15.22)	(0:15.23)	(0:15.67)			
5	7	Huckleberry	3:23.76	0:34.75	51.1 (2000-1800)	1:16.82 [6]	1:01.44 [6]	0:46.39 [4]	0:31.06 [4]	0:15.70 [4]			
	(3)	K A Butt	8.1L (+14)	0:46.39	2000-1800 (0:14.24)	(0:15.37)	(0:15.05)	(0:15.34)	(0:15.35)	(0:15.70)			
6	3	A Reason To Fight	3:25.43	0:32.71	50.2 (2400-2200)	1:18.55 [5]	1:03.16 [5]	0:47.02 [8]	0:30.49 [7]	0:15.43 [7]			
	(3)	R D Close	17.7L (-2)	0:47.02	2400-2200 (0:14.75)	(0:15.39)	(0:16.14)	(0:16.53)	(0:15.06)	(0:15.43)			
7	1	Arden Solitaire	3:27.28	0:34.92	49.8 (2000-1800)	1:20.00 [8]	1:04.59 [8]	0:49.31 [6]	0:33.97 [5]	0:18.12 [6]			
	(1)	A L Lethaby	28.2L (+4)	0:49.31	2000-1800 (0:14.66)	(0:15.42)	(0:15.28)	(0:15.34)	(0:15.85)	(0:18.12)			
8	4	Onnahill	3:28.16	0:37.68	50.2 (2000-1800)	1:19.16 [10]	1:04.09 [10]	0:49.10 [10]	0:32.73 [9]	0:16.50 [8]			
	(4)	P J Davis	33.3L (+9)	0:49.10	2000-1800 (0:14.58)	(0:15.07)	(0:14.99)	(0:16.37)	(0:16.23)	(0:16.50)			
9	2	Valyrian	3:28.90	0:40.58	50.8 (1400-1200)	1:18.54 [11]	1:03.31 [11]	0:48.51 [11]	0:32.72 [10]	0:16.00 [9]			
	(2)	O G Thornley	37.5L (-1)	0:48.51	1400-1200 (0:14.40)	(0:15.23)	(0:14.80)	(0:15.78)	(0:16.73)	(0:16.00)			
10	8	Kairaki Spur	3:29.92	0:33.54	50.6 (2200-2000)	1:22.70 [7]	1:07.28 [7]	0:51.31 [9]	0:33.33 [11]	0:15.22 [11]			
	(4)	R T May	43.4L (+9)	0:51.32	2400-2200 (0:14.81)	(0:15.42)	(0:15.96)	(0:17.99)	(0:18.11)	(0:15.22)			

Scratched: Son E (#9)

Report Created: Fri 08 May 2026

(Note: Races are conducted over an approximate distance as close as possible to the advertised distance, and recorded data may vary accordingly. Official times refer to race times only and do not include handicap times.)

[] Position in running at each section and finish TAB# Saddle cloth number

-:--:-- No data available at this section

NA No data available

DNT Did not track

BAR# Barrier/Gate Position

DNF Did not finish

DT-W Distance travelled compared to winner in metres

Fastest split

Fastest section



NZ Metropolitan Trotting Club Inc Harness

Race 2: PLUMBERS NIGHT 26 JUNE. BOOK NOW!! HANDICAP TROT - 2600m

08 May 2026 - 5:36PM

Weather: Cloudy



Field Times	1:16.14	1:00.84	0:45.53	0:30.34	0:15.30
(Race Tempo)	(0:15.30)	(0:15.32)	(0:15.19)	(0:15.04)	(0:15.30)

Rank	TAB#	Horse	Overall Time	First 400m	Top Speed km/h (Section)	L1000	L800	L600	L400	L200			
	(BAR#)	Driver	Margin (DT-W)	Last 600m	Fastest Section (Time)	1000 - 800	800 - 600	600 - 400	400 - 200	200 - Finish			
11	11	Millie Let Loose	3:33.07	0:33.09	50.9 (2200-2000)	1:26.51 [3]	1:11.05 [4]	0:55.20 [5]	0:37.85 [8]	0:18.87 [10]			
	(7)	J C Morrison	61.3L (+1)	0:55.20	2000-1800 (0:14.62)	(0:15.46)	(0:15.86)	(0:17.35)	(0:18.98)	(0:18.87)			

Scratched: Son E (#9)

Report Created: Fri 08 May 2026

(Note: Races are conducted over an approximate distance as close as possible to the advertised distance, and recorded data may vary accordingly. Official times refer to race times only and do not include handicap times.)

[] Position in running at each section and finish TAB# Saddle cloth number

-:--:-- No data available at this section

NA No data available

DNT Did not track

BAR# Barrier/Gate Position

DNF Did not finish

DT-W Distance travelled compared to winner in metres

Fastest split

Fastest section

Horse/Jockey Name	Royal Gypsy/S J Ottley
Finish Rank	1
Fastest Section Time (Section)	0:14.20 (2000-1800)
Top Speed [km/h] (Section)	51.4 (2000-1800)
Race State	Finished



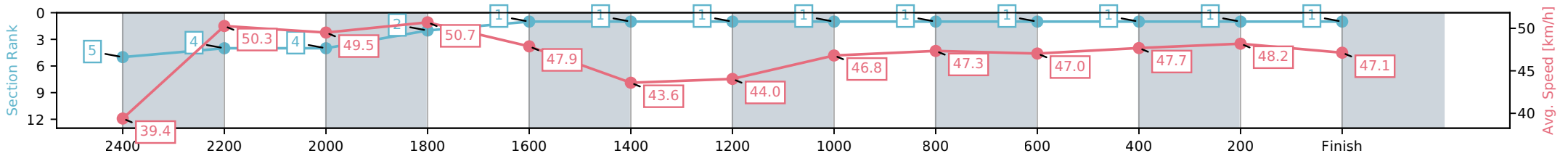
NZ Metropolitan Trotting Club Inc Harness
 Race 2: PLUMBERS NIGHT 26 JUNE. BOOK NOW!!
 HANDICAP TROT - 2600m



08 May 2026 - 5:36PM

Weather: Cloudy

Section	L2600	L2400	L2200	L2000	L1800	L1600	L1400	L1200	L1000	L800	L600	L400	L200
Section Times	3:22.34 (0:18.78)	3:03.56 [4] (0:14.71)	2:48.85 [4] (0:14.85)	2:34.00 [2] (0:14.20)	2:19.79 [1] (0:15.21)	2:04.58 [1] (0:16.60)	1:47.98 [1] (0:16.35)	1:31.63 [1] (0:15.49)	1:16.14 [1] (0:15.30)	1:00.84 [1] (0:15.32)	0:45.53 [1] (0:15.19)	0:30.34 [1] (0:15.04)	0:15.30 [1] (0:15.30)
Average Speed [km/h]	39.4	50.3	49.5	50.7	47.9	43.6	44.0	46.8	47.3	47.0	47.7	48.2	47.1
Top Speed [km/h]	48.9	50.8	51.0	51.4	50.3	45.2	46.9	47.8	48.5	48.6	48.4	48.4	48.8
Avg. Dist. to Rail [m]	12.2	3.7	2.9	3.6	2.1	1.0	2.8	1.0	1.0	1.2	1.0	1.3	4.7



[] Ranking at each section and finish
 -:-:- No data available at this section
 NA No data available

Horse/Jockey Name	Almighty/J W Cox
Finish Rank	2
Fastest Section Time (Section)	0:14.26 (2000-1800)
Top Speed [km/h] (Section)	50.9 (2000-1800)
Race State	Finished



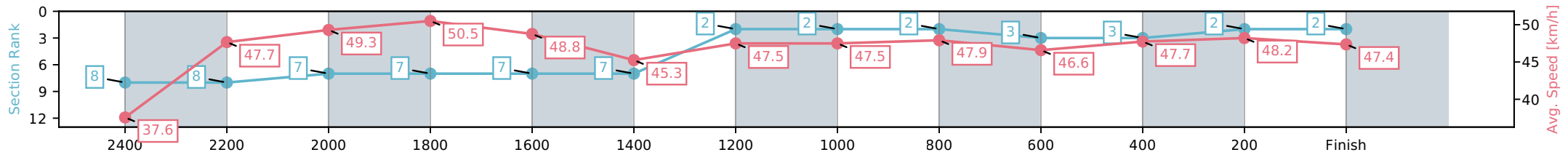
NZ Metropolitan Trotting Club Inc Harness
 Race 2: PLUMBERS NIGHT 26 JUNE. BOOK NOW!!
 HANDICAP TROT - 2600m



08 May 2026 - 5:36PM

Weather: Cloudy

Section	L2600	L2400	L2200	L2000	L1800	L1600	L1400	L1200	L1000	L800	L600	L400	L200
Section Times	3:22.59 (0:19.46)	3:03.13 [8] (0:15.56)	2:47.57 [7] (0:14.95)	2:32.62 [7] (0:14.26)	2:18.37 [7] (0:15.14)	2:03.23 [7] (0:16.27)	1:46.96 [2] (0:15.16)	1:31.80 [2] (0:15.53)	1:16.27 [2] (0:15.35)	1:00.92 [3] (0:15.45)	0:45.46 [3] (0:15.21)	0:30.25 [2] (0:15.03)	0:15.22 [2] (0:15.22)
Average Speed [km/h]	37.6	47.7	49.3	50.5	48.8	45.3	47.5	47.5	47.9	46.6	47.7	48.2	47.4
Top Speed [km/h]	46.4	48.4	50.1	50.9	50.1	47.3	48.3	48.3	48.4	48.1	48.3	48.7	49.0
Avg. Dist. to Rail [m]	3.9	3.9	3.3	4.2	4.0	3.1	6.2	3.0	2.9	1.8	1.3	1.1	2.8



- [] Ranking at each section and finish
- :-:- No data available at this section
- NA No data available

Horse/Jockey Name	Maroubra/K K Tomlinson
Finish Rank	3
Fastest Section Time (Section)	0:14.63 (400-200)
Top Speed [km/h] (Section)	50.8 (400-200)
Race State	Finished



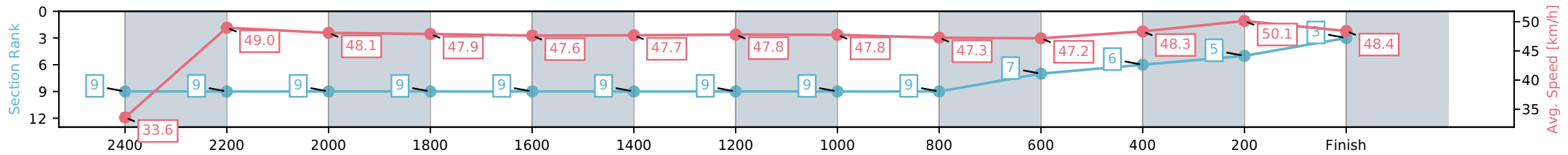
NZ Metropolitan Trotting Club Inc Harness
 Race 2: PLUMBERS NIGHT 26 JUNE. BOOK NOW!!
 HANDICAP TROT - 2600m



08 May 2026 - 5:36PM

Weather: Cloudy

Section	L2600	L2400	L2200	L2000	L1800	L1600	L1400	L1200	L1000	L800	L600	L400	L200
Section Times	3:23.04 (0:21.88)	3:01.16 [9] (0:14.92)	2:46.23 [9] (0:15.08)	2:31.15 [9] (0:15.03)	2:16.12 [9] (0:15.22)	2:00.90 [9] (0:15.20)	1:45.70 [9] (0:15.06)	1:30.64 [9] (0:15.22)	1:15.41 [9] (0:15.36)	1:00.05 [7] (0:15.28)	0:44.77 [6] (0:15.22)	0:29.55 [5] (0:14.63)	0:14.92 [3] (0:14.92)
Average Speed [km/h]	33.6	49.0	48.1	47.9	47.6	47.7	47.8	47.8	47.3	47.2	48.3	50.1	48.4
Top Speed [km/h]	48.5	49.4	49.4	48.1	48.2	48.4	49.3	48.3	48.3	48.2	50.1	50.8	50.0
Avg. Dist. to Rail [m]	9.8	2.3	1.1	1.3	1.1	1.0	3.0	1.2	1.3	3.9	3.3	3.1	6.8



[] Ranking at each section and finish
 -:-:- No data available at this section
 NA No data available

Horse/Jockey Name	One Mhor For Heather/R D Holmes
Finish Rank	4
Fastest Section Time (Section)	0:14.64 (2400-2200)
Top Speed [km/h] (Section)	50.3 (2400-2200)
Race State	Finished



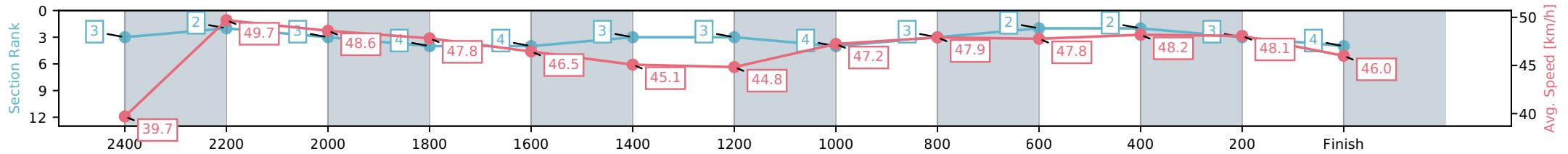
NZ Metropolitan Trotting Club Inc Harness
 Race 2: PLUMBERS NIGHT 26 JUNE. BOOK NOW!!
 HANDICAP TROT - 2600m



08 May 2026 - 5:36PM

Weather: Cloudy

Section	L2600	L2400	L2200	L2000	L1800	L1600	L1400	L1200	L1000	L800	L600	L400	L200
Section Times	3:23.17 (0:18.42)	3:04.75 [2] (0:14.64)	2:50.11 [3] (0:14.94)	2:35.16 [4] (0:15.06)	2:20.10 [4] (0:15.67)	2:04.44 [3] (0:16.24)	1:48.19 [3] (0:16.06)	1:32.13 [4] (0:15.59)	1:16.54 [3] (0:15.34)	1:01.20 [2] (0:15.07)	0:46.13 [2] (0:15.22)	0:30.90 [3] (0:15.23)	0:15.67 [4] (0:15.67)
Average Speed [km/h]	39.7	49.7	48.6	47.8	46.5	45.1	44.8	47.2	47.9	47.8	48.2	48.1	46.0
Top Speed [km/h]	49.4	50.3	50.2	48.5	47.2	47.0	46.7	47.8	48.5	48.5	48.4	48.4	48.2
Avg. Dist. to Rail [m]	4.4	1.6	1.3	1.9	1.8	2.5	4.5	2.7	3.0	2.9	2.7	2.7	4.9



- [] Ranking at each section and finish
- :-:- No data available at this section
- NA No data available

Horse/Jockey Name	Huckleberry/K A Butt
Finish Rank	5
Fastest Section Time (Section)	0:14.24 (2000-1800)
Top Speed [km/h] (Section)	51.1 (2000-1800)
Race State	Finished



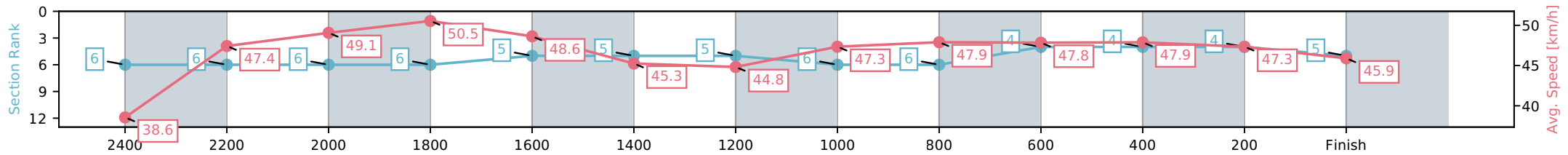
NZ Metropolitan Trotting Club Inc Harness
 Race 2: PLUMBERS NIGHT 26 JUNE. BOOK NOW!!
 HANDICAP TROT - 2600m



08 May 2026 - 5:36PM

Weather: Cloudy

Section	L2600	L2400	L2200	L2000	L1800	L1600	L1400	L1200	L1000	L800	L600	L400	L200
Section Times	3:23.76 (0:19.15)	3:04.61 [6] (0:15.60)	2:49.02 [6] (0:14.92)	2:34.09 [6] (0:14.24)	2:19.84 [5] (0:15.15)	2:04.69 [5] (0:16.24)	1:48.45 [5] (0:16.06)	1:32.38 [6] (0:15.57)	1:16.82 [6] (0:15.37)	1:01.44 [4] (0:15.05)	0:46.39 [4] (0:15.34)	0:31.06 [4] (0:15.35)	0:15.70 [5] (0:15.70)
Average Speed [km/h]	38.6	47.4	49.1	50.5	48.6	45.3	44.8	47.3	47.9	47.8	47.9	47.3	45.9
Top Speed [km/h]	46.3	48.0	50.2	51.1	50.0	47.1	46.9	47.8	48.9	48.9	48.2	47.8	47.5
Avg. Dist. to Rail [m]	6.8	3.5	2.6	4.1	3.8	2.9	4.8	3.0	3.3	3.7	2.8	1.6	3.8



- [] Ranking at each section and finish
- :-:- No data available at this section
- NA No data available

Horse/Jockey Name	A Reason To Fight/R D Close
Finish Rank	6
Fastest Section Time (Section)	0:14.75 (2400-2200)
Top Speed [km/h] (Section)	50.2 (2400-2200)
Race State	Finished



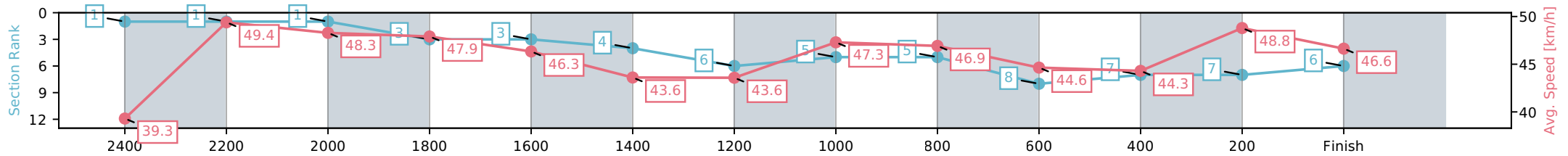
NZ Metropolitan Trotting Club Inc Harness
 Race 2: PLUMBERS NIGHT 26 JUNE. BOOK NOW!!
 HANDICAP TROT - 2600m



08 May 2026 - 5:36PM

Weather: Cloudy

Section	L2600	L2400	L2200	L2000	L1800	L1600	L1400	L1200	L1000	L800	L600	L400	L200
Section Times	3:25.43 (0:17.96)	3:07.48 [1] (0:14.75)	2:52.72 [1] (0:15.00)	2:37.72 [3] (0:15.03)	2:22.70 [3] (0:15.60)	2:07.09 [4] (0:16.69)	1:50.40 [6] (0:16.52)	1:33.88 [5] (0:15.34)	1:18.55 [5] (0:15.39)	1:03.16 [8] (0:16.14)	0:47.02 [7] (0:16.53)	0:30.49 [7] (0:15.06)	0:15.43 [6] (0:15.43)
Average Speed [km/h]	39.3	49.4	48.3	47.9	46.3	43.6	43.6	47.3	46.9	44.6	44.3	48.8	46.6
Top Speed [km/h]	49.9	50.2	49.9	48.5	47.1	45.7	46.5	48.1	47.8	46.7	47.8	49.6	49.2
Avg. Dist. to Rail [m]	7.6	1.8	0.9	1.2	0.8	1.7	3.5	1.1	0.8	1.5	2.1	3.2	6.5



- [] Ranking at each section and finish
- :-:- No data available at this section
- NA No data available

Horse/Jockey Name	Arden Solitaire/A L Lethaby
Finish Rank	7
Fastest Section Time (Section)	0:14.66 (2000-1800)
Top Speed [km/h] (Section)	49.8 (2000-1800)
Race State	Finished



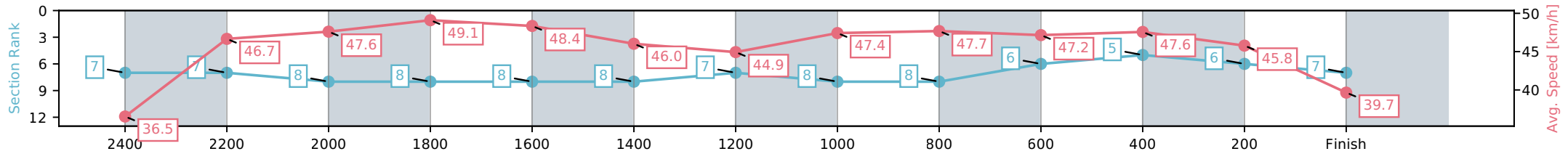
NZ Metropolitan Trotting Club Inc Harness
 Race 2: PLUMBERS NIGHT 26 JUNE. BOOK NOW!!
 HANDICAP TROT - 2600m



08 May 2026 - 5:36PM

Weather: Cloudy

Section	L2600	L2400	L2200	L2000	L1800	L1600	L1400	L1200	L1000	L800	L600	L400	L200
Section Times	3:27.28 (0:19.28)	3:08.00 [7] (0:15.64)	2:52.36 [8] (0:15.26)	2:37.10 [8] (0:14.66)	2:22.44 [8] (0:15.08)	2:07.35 [8] (0:15.81)	1:51.54 [7] (0:16.03)	1:35.52 [8] (0:15.51)	1:20.00 [8] (0:15.42)	1:04.59 [6] (0:15.28)	0:49.31 [5] (0:15.34)	0:33.97 [6] (0:15.85)	0:18.12 [7] (0:18.12)
Average Speed [km/h]	36.5	46.7	47.6	49.1	48.4	46.0	44.9	47.4	47.7	47.2	47.6	45.8	39.7
Top Speed [km/h]	46.0	47.9	48.6	49.8	49.7	47.8	47.1	47.7	48.7	48.8	47.9	47.1	42.9
Avg. Dist. to Rail [m]	2.3	1.8	1.4	2.0	2.0	1.6	4.6	2.7	3.0	3.7	2.5	1.4	3.6



- [] Ranking at each section and finish
- :-:- No data available at this section
- NA No data available

Horse/Jockey Name	Onnahill/P J Davis
Finish Rank	8
Fastest Section Time (Section)	0:14.58 (2000-1800)
Top Speed [km/h] (Section)	50.2 (2000-1800)
Race State	Finished



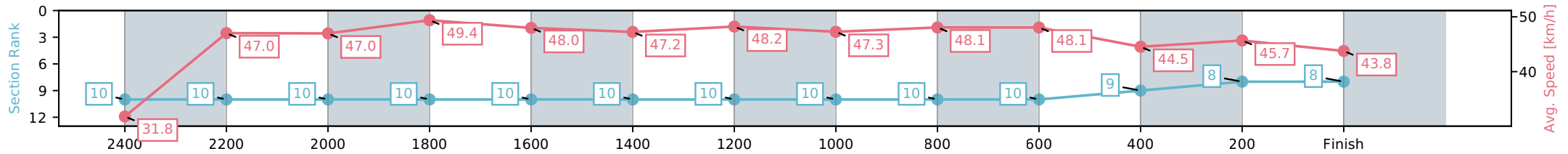
NZ Metropolitan Trotting Club Inc Harness
 Race 2: PLUMBERS NIGHT 26 JUNE. BOOK NOW!!
 HANDICAP TROT - 2600m



08 May 2026 - 5:36PM

Weather: Cloudy

Section	L2600	L2400	L2200	L2000	L1800	L1600	L1400	L1200	L1000	L800	L600	L400	L200
Section Times	3:28.16 (0:22.04)	3:06.12 [10] (0:15.64)	2:50.48 [10] (0:15.46)	2:35.02 [10] (0:14.58)	2:20.43 [10] (0:15.10)	2:05.33 [10] (0:15.53)	1:49.81 [10] (0:14.94)	1:34.87 [10] (0:15.71)	1:19.16 [10] (0:15.07)	1:04.09 [10] (0:14.99)	0:49.10 [9] (0:16.37)	0:32.73 [8] (0:16.23)	0:16.50 [8] (0:16.50)
Average Speed [km/h]	31.8	47.0	47.0	49.4	48.0	47.2	48.2	47.3	48.1	48.1	44.5	45.7	43.8
Top Speed [km/h]	43.7	47.8	48.2	50.2	49.8	48.9	48.9	48.1	49.4	48.7	46.8	46.3	45.9
Avg. Dist. to Rail [m]	13.9	3.4	1.4	1.6	1.3	2.6	5.3	3.8	1.8	0.9	1.8	4.3	5.1



- [] Ranking at each section and finish
- :-:- No data available at this section
- NA No data available

Horse/Jockey Name	Valyrian/O G Thornley
Finish Rank	9
Fastest Section Time (Section)	0:14.40 (1400-1200)
Top Speed [km/h] (Section)	50.8 (1400-1200)
Race State	Finished



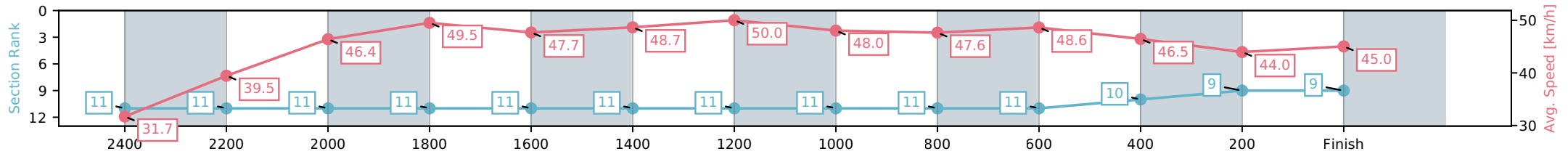
NZ Metropolitan Trotting Club Inc Harness
 Race 2: PLUMBERS NIGHT 26 JUNE. BOOK NOW!!
 HANDICAP TROT - 2600m



08 May 2026 - 5:36PM

Weather: Cloudy

Section	L2600	L2400	L2200	L2000	L1800	L1600	L1400	L1200	L1000	L800	L600	L400	L200
Section Times	3:28.90 (0:22.15)	3:06.75 [11] (0:18.43)	2:48.32 [11] (0:15.63)	2:32.69 [11] (0:14.54)	2:18.15 [11] (0:15.20)	2:02.95 [11] (0:14.90)	1:48.05 [11] (0:14.40)	1:33.66 [11] (0:15.11)	1:18.54 [11] (0:15.23)	1:03.31 [11] (0:14.80)	0:48.51 [10] (0:15.78)	0:32.72 [9] (0:16.73)	0:16.00 [9] (0:16.00)
Average Speed [km/h]	31.7	39.5	46.4	49.5	47.7	48.7	50.0	48.0	47.6	48.6	46.5	44.0	45.0
Top Speed [km/h]	41.0	46.5	47.8	50.1	48.7	50.4	50.8	49.0	49.3	49.0	47.4	45.2	46.4
Avg. Dist. to Rail [m]	5.4	1.7	1.1	1.8	1.4	1.1	2.9	1.1	1.2	1.7	2.8	3.2	5.5



- [] Ranking at each section and finish
- :-:- No data available at this section
- NA No data available

Horse/Jockey Name	Kairaki Spur/R T May
Finish Rank	10
Fastest Section Time (Section)	0:14.81 (2400-2200)
Top Speed [km/h] (Section)	50.6 (2200-2000)
Race State	Finished



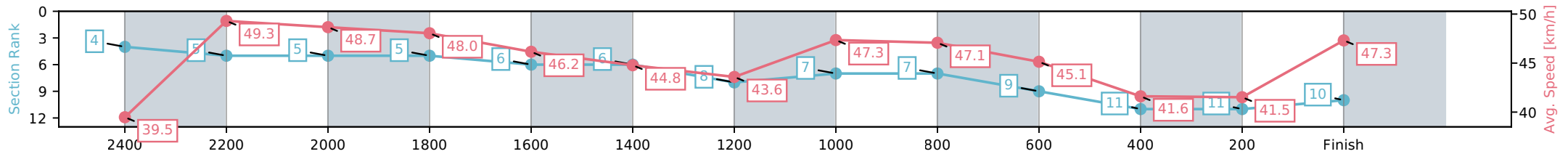
NZ Metropolitan Trotting Club Inc Harness
 Race 2: PLUMBERS NIGHT 26 JUNE. BOOK NOW!!
 HANDICAP TROT - 2600m



08 May 2026 - 5:36PM

Weather: Cloudy

Section	L2600	L2400	L2200	L2000	L1800	L1600	L1400	L1200	L1000	L800	L600	L400	L200
Section Times	3:29.92 (0:18.73)	3:11.19 [5] (0:14.81)	2:56.37 [5] (0:14.89)	2:41.48 [5] (0:14.99)	2:26.49 [6] (0:15.76)	2:10.73 [6] (0:16.19)	1:54.54 [8] (0:16.52)	1:38.02 [7] (0:15.32)	1:22.70 [7] (0:15.42)	1:07.28 [9] (0:15.96)	0:51.31 [11] (0:17.99)	0:33.33 [11] (0:18.11)	0:15.22 [10] (0:15.22)
Average Speed [km/h]	39.5	49.3	48.7	48.0	46.2	44.8	43.6	47.3	47.1	45.1	41.6	41.5	47.3
Top Speed [km/h]	47.7	49.9	50.6	48.9	46.9	46.9	46.5	47.8	48.0	47.2	46.9	50.1	50.2
Avg. Dist. to Rail [m]	8.3	2.0	1.1	2.1	1.8	1.1	3.0	1.1	1.3	2.7	5.0	5.5	2.5



- [] Ranking at each section and finish
- :-:- No data available at this section
- NA No data available

Horse/Jockey Name	Millie Let Loose/J C Morrison
Finish Rank	11
Fastest Section Time (Section)	0:14.62 (2000-1800)
Top Speed [km/h] (Section)	50.9 (2200-2000)
Race State	Finished



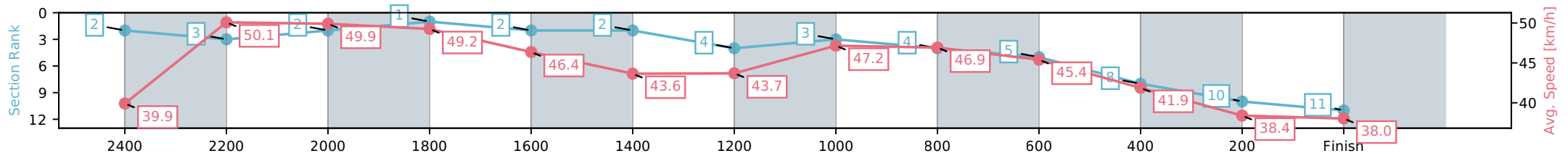
NZ Metropolitan Trotting Club Inc Harness
 Race 2: PLUMBERS NIGHT 26 JUNE. BOOK NOW!!
 HANDICAP TROT - 2600m



08 May 2026 - 5:36PM

Weather: Cloudy

Section	L2600	L2400	L2200	L2000	L1800	L1600	L1400	L1200	L1000	L800	L600	L400	L200
Section Times	3:33.07 (0:18.32)	3:14.75 [3] (0:14.77)	2:59.98 [2] (0:14.76)	2:45.22 [1] (0:14.62)	2:30.60 [2] (0:15.62)	2:14.98 [2] (0:16.61)	1:58.37 [4] (0:16.48)	1:41.89 [3] (0:15.38)	1:26.51 [4] (0:15.46)	1:11.05 [5] (0:15.86)	0:55.20 [8] (0:17.35)	0:37.85 [10] (0:18.98)	0:18.87 [11] (0:18.87)
Average Speed [km/h]	39.9	50.1	49.9	49.2	46.4	43.6	43.7	47.2	46.9	45.4	41.9	38.4	38.0
Top Speed [km/h]	50.0	50.5	50.9	50.5	47.3	45.6	46.7	47.8	47.8	46.9	44.0	39.6	40.3
Avg. Dist. to Rail [m]	10.9	3.6	3.2	2.8	1.2	1.2	2.9	1.0	1.2	1.7	1.4	2.5	7.5



- [] Ranking at each section and finish
- :-:- No data available at this section
- NA No data available