



NZ Metropolitan Trotting Club Inc Harness
Race 4: ROAD METALS MOBILE PACE - 1980m

08 May 2026 - 6:38PM



Weather: Overcast

Field Times (Race Tempo) 2:26.33 (0:11.19) 2:15.14 (0:15.74) 1:59.40 (0:16.39) 1:43.01 (0:14.50) 1:28.51 (0:15.83) 1:12.68 (0:15.86) 0:56.82 (0:14.68) 0:42.13 (0:14.08)

Rank	TAB#	Horse	Overall Time	First 400m	Top Speed km/h (Section)	L1980	L1800	L1600	L1400	L1200	L1000	L800	L600
	(BAR#)	Driver	Margin (DT-W)	Last 600m	Fastest Section (Time)	Start - 1800	1800 - 1600	1600 - 1400	1400 - 1200	1200 - 1000	1000 - 800	800 - 600	600 - 400
1	4	Franco Lennon	2:26.33	0:28.79	58.0 (1980 - 1800)	2:26.33	2:15.14 [1]	1:59.40 [1]	1:43.01 [1]	1:28.13 [2]	1:12.24 [2]	0:56.48 [2]	0:41.83 [3]
	(4)	T M Williams		0:41.83	200-0 (0:13.73)	(0:11.19)	(0:15.74)	(0:16.39)	(0:14.88)	(0:15.88)	(0:15.76)	(0:14.66)	(0:14.08)
2	7	Irish Dream	2:26.46	0:29.88	53.4 (1980 - 1800)	2:26.46	2:14.07 [5]	1:58.50 [5]	1:43.00 [2]	1:28.64 [1]	1:12.81 [1]	0:56.95 [1]	0:42.26 [1]
	(7)	C J DeFilippi	0.7L (+4)	0:42.27	400-200 (0:14.05)	(0:12.39)	(0:15.57)	(0:15.50)	(0:14.36)	(0:15.83)	(0:15.86)	(0:14.68)	(0:14.08)
3	8	Song Of Seas	2:26.66	0:29.97	53.3 (600-400)	2:26.66	2:13.81 [7]	1:58.28 [7]	1:42.56 [5]	1:28.22 [3]	1:12.32 [3]	0:56.77 [3]	0:42.37 [2]
	(U1)	R T May	1.8L (+20)	0:42.38	600-400 (0:14.04)	(0:12.85)	(0:15.53)	(0:15.72)	(0:14.34)	(0:15.90)	(0:15.55)	(0:14.41)	(0:14.04)
4	1	Jay Jay Denario	2:27.04	0:29.50	56.8 (1980 - 1800)	2:27.04	2:15.52 [2]	1:59.74 [2]	1:43.37 [3]	1:28.50 [4]	1:12.64 [4]	0:56.88 [4]	0:42.23 [5]
	(1)	C R Ferguson	4.1L (+1)	0:42.23	400-200 (0:14.02)	(0:11.52)	(0:15.78)	(0:16.37)	(0:14.87)	(0:15.85)	(0:15.76)	(0:14.64)	(0:14.08)
5	9	Trail Boss	2:27.10	0:30.36	53.1 (600-400)	2:27.10	2:14.16 [8]	1:58.33 [8]	1:42.64 [7]	1:28.30 [5]	1:12.43 [5]	0:56.88 [5]	0:42.52 [4]
	(U2)	S J Tomlinson	4.4L (+19)	0:42.52	600-400 (0:14.01)	(0:12.94)	(0:15.84)	(0:15.69)	(0:14.34)	(0:15.87)	(0:15.55)	(0:14.36)	(0:14.01)
6	2	Artful Bromac	2:27.19	0:29.77	54.8 (1980 - 1800)	2:27.19	2:15.39 [3]	1:59.58 [3]	1:43.20 [4]	1:28.35 [6]	1:12.50 [6]	0:56.73 [6]	0:42.11 [7]
	(2)	W J House	4.9L (+5)	0:42.11	400-200 (0:14.00)	(0:11.80)	(0:15.81)	(0:16.38)	(0:14.84)	(0:15.86)	(0:15.77)	(0:14.62)	(0:14.10)
7	3	Major Performer	2:27.29	0:30.08	53.1 (600-400)	2:27.29	2:15.17 [4]	1:59.39 [4]	1:42.97 [6]	1:28.16 [8]	1:12.26 [8]	0:56.50 [8]	0:42.09 [8]
	(3)	R D Close	5.4L (+6)	0:42.09	600-400 (0:13.97)	(0:12.12)	(0:15.78)	(0:16.42)	(0:14.81)	(0:15.90)	(0:15.77)	(0:14.40)	(0:13.97)
8	5	Lady Tyron	2:28.34	0:30.34	53.4 (600-400)	2:28.34	2:15.80 [6]	2:00.05 [6]	1:43.54 [8]	1:29.24 [7]	1:13.35 [7]	0:57.76 [7]	0:43.45 [6]
	(5)	R E Harrison	11.4L (+15)	0:43.44	600-400 (0:14.00)	(0:12.54)	(0:15.75)	(0:16.51)	(0:14.30)	(0:15.89)	(0:15.59)	(0:14.32)	(0:14.00)

Scratched: Classie Linc (#6)

Report Created: Fri 08 May 2026

(Note: Races are conducted over an approximate distance as close as possible to the advertised distance, and recorded data may vary accordingly. Official times refer to race times only and do not include handicap times.)

[] Position in running at each section and finish TAB# Saddle cloth number

-:--:-- No data available at this section

NA No data available

DNT Did not track

BAR# Barrier/Gate Position

DNF Did not finish

DT-W Distance travelled compared to winner in metres

[] Fastest split

[■] Fastest section



NZ Metropolitan Trotting Club Inc Harness
Race 4: ROAD METALS MOBILE PACE - 1980m

08 May 2026 - 6:38PM

Weather: Overcast



Field Times 0:28.06 0:14.01
(Race Tempo) (0:14.05) (0:14.01)

Rank	TAB#	Horse	Overall Time	First 400m	Top Speed km/h (Section)	L400	L200						
	(BAR#)	Driver	Margin (DT-W)	Last 600m	Fastest Section (Time)	400 - 200	200 - Finish						
1	4	Franco Lennon	2:26.33	0:28.79	58.0 (1980 - 1800)	0:27.75 [3]	0:13.73 [3]						
	(4)	T M Williams		0:41.83	200-0 (0:13.73)	(0:14.02)	(0:13.73)						
2	7	Irish Dream	2:26.46	0:29.88	53.4 (1980 - 1800)	0:28.19 [1]	0:14.14 [1]						
	(7)	C J DeFilippi	0.7L (+4)	0:42.27	400-200 (0:14.05)	(0:14.05)	(0:14.14)						
3	8	Song Of Seas	2:26.66	0:29.97	53.3 (600-400)	0:28.33 [2]	0:14.28 [2]						
	(U1)	R T May	1.8L (+20)	0:42.38	600-400 (0:14.04)	(0:14.06)	(0:14.28)						
4	1	Jay Jay Denario	2:27.04	0:29.50	56.8 (1980 - 1800)	0:28.15 [5]	0:14.13 [5]						
	(1)	C R Ferguson	4.1L (+1)	0:42.23	400-200 (0:14.02)	(0:14.02)	(0:14.13)						
5	9	Trail Boss	2:27.10	0:30.36	53.1 (600-400)	0:28.51 [4]	0:14.44 [4]						
	(U2)	S J Tomlinson	4.4L (+19)	0:42.52	600-400 (0:14.01)	(0:14.07)	(0:14.44)						
6	2	Artful Bromac	2:27.19	0:29.77	54.8 (1980 - 1800)	0:28.00 [8]	0:14.01 [7]						
	(2)	W J House	4.9L (+5)	0:42.11	400-200 (0:14.00)	(0:14.00)	(0:14.01)						
7	3	Major Performer	2:27.29	0:30.08	53.1 (600-400)	0:28.12 [7]	0:14.06 [8]						
	(3)	R D Close	5.4L (+6)	0:42.09	600-400 (0:13.97)	(0:14.06)	(0:14.06)						
8	5	Lady Tyron	2:28.34	0:30.34	53.4 (600-400)	0:29.44 [6]	0:15.17 [6]						
	(5)	R E Harrison	11.4L (+15)	0:43.44	600-400 (0:14.00)	(0:14.27)	(0:15.17)						

Scratched: Classie Linc (#6)

Report Created: Fri 08 May 2026

(Note: Races are conducted over an approximate distance as close as possible to the advertised distance, and recorded data may vary accordingly. Official times refer to race times only and do not include handicap times.)

[] Position in running at each section and finish TAB# Saddle cloth number

Fastest split

-:--:-- No data available at this section

BAR# Barrier/Gate Position

Fastest section

NA No data available

DNF Did not finish

DNT Did not track

DT-W Distance travelled compared to winner in metres

Horse/Jockey Name	Franco Lennon/T M Williams
Finish Rank	1
Fastest Section Time (Section)	0:13.73 (200-0)
Top Speed [km/h] (Section)	58.0 (1980 - 1800)
Race State	Finished



NZ Metropolitan Trotting Club Inc Harness

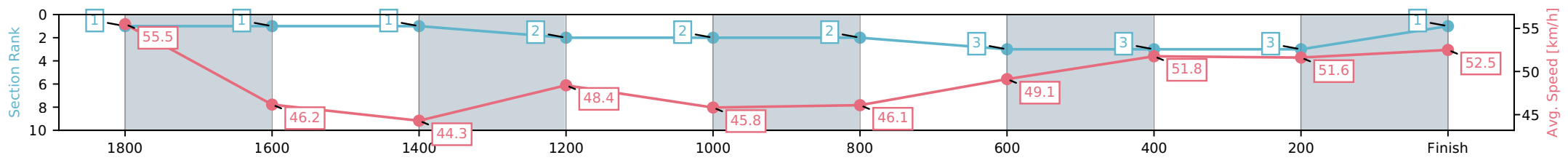
Race 4: ROAD METALS MOBILE PACE - 1980m

08 May 2026 - 6:38PM

Weather: Overcast



Section	L1980	L1800	L1600	L1400	L1200	L1000	L800	L600	L400	L200
Section Times	2:26.33 (0:11.19)	2:15.14 [1] (0:15.74)	1:59.40 [1] (0:16.39)	1:43.01 [2] (0:14.88)	1:28.13 [2] (0:15.88)	1:12.24 [2] (0:15.76)	0:56.48 [3] (0:14.66)	0:41.83 [3] (0:14.08)	0:27.75 [3] (0:14.02)	0:13.73 [1] (0:13.73)
Average Speed [km/h]	55.5	46.2	44.3	48.4	45.8	46.1	49.1	51.8	51.6	52.5
Top Speed [km/h]	58.0	50.4	47.9	49.1	46.8	47.4	50.9	52.2	53.3	54.5
Avg. Dist. to Rail [m]	5.3	1.7	1.3	3.0	1.6	1.3	2.0	1.8	0.9	1.9



- [] Ranking at each section and finish
- :-:- No data available at this section
- NA No data available

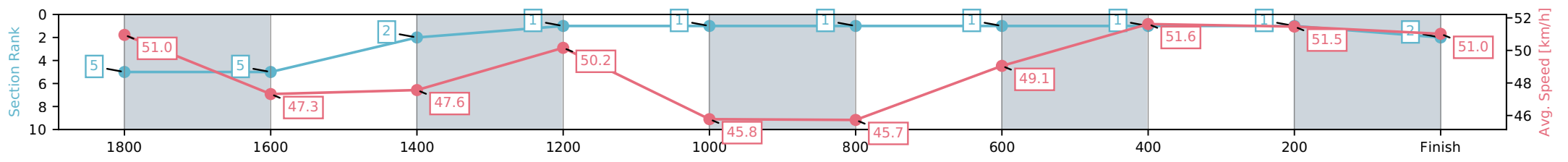
Horse/Jockey Name	Irish Dream/C J DeFilippi
Finish Rank	2
Fastest Section Time (Section)	0:14.05 (400-200)
Top Speed [km/h] (Section)	53.4 (1980 - 1800)
Race State	Finished



NZ Metropolitan Trotting Club Inc Harness
 Race 4: ROAD METALS MOBILE PACE - 1980m
 08 May 2026 - 6:38PM
 Weather: Overcast



Section	L1980	L1800	L1600	L1400	L1200	L1000	L800	L600	L400	L200
Section Times	2:26.46 (0:12.39)	2:14.07 [5] (0:15.57)	1:58.50 [2] (0:15.50)	1:43.00 [1] (0:14.36)	1:28.64 [1] (0:15.83)	1:12.81 [1] (0:15.86)	0:56.95 [1] (0:14.68)	0:42.26 [1] (0:14.08)	0:28.19 [1] (0:14.05)	0:14.14 [2] (0:14.14)
Average Speed [km/h]	51.0	47.3	47.6	50.2	45.8	45.7	49.1	51.6	51.5	51.0
Top Speed [km/h]	53.4	49.1	49.1	51.7	47.1	47.2	50.7	51.9	52.1	52.3
Avg. Dist. to Rail [m]	8.3	3.7	3.2	3.9	1.0	1.1	1.7	1.4	1.1	3.7



[] Ranking at each section and finish
 -:-:- No data available at this section
 NA No data available

Horse/Jockey Name	Song Of Seas/R T May
Finish Rank	3
Fastest Section Time (Section)	0:14.04 (600-400)
Top Speed [km/h] (Section)	53.3 (600-400)
Race State	Finished



NZ Metropolitan Trotting Club Inc Harness

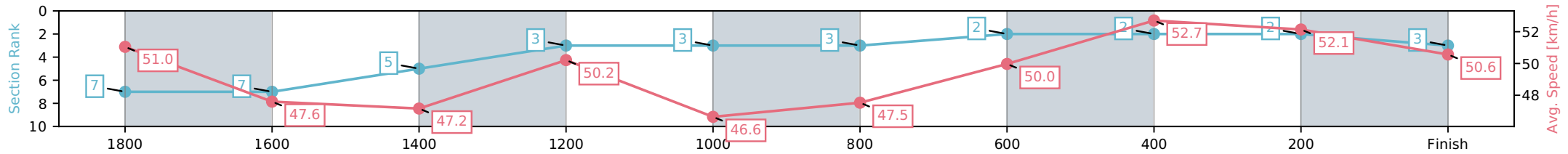
Race 4: ROAD METALS MOBILE PACE - 1980m

08 May 2026 - 6:38PM

Weather: Overcast



Section	L1980	L1800	L1600	L1400	L1200	L1000	L800	L600	L400	L200
Section Times	2:26.66 (0:12.85)	2:13.81 [7] (0:15.53)	1:58.28 [5] (0:15.72)	1:42.56 [3] (0:14.34)	1:28.22 [3] (0:15.90)	1:12.32 [3] (0:15.55)	0:56.77 [2] (0:14.41)	0:42.37 [2] (0:14.04)	0:28.33 [2] (0:14.06)	0:14.28 [3] (0:14.28)
Average Speed [km/h]	51.0	47.6	47.2	50.2	46.6	47.5	50.0	52.7	52.1	50.6
Top Speed [km/h]	52.0	50.0	48.1	52.1	48.4	48.6	51.0	53.3	52.8	52.0
Avg. Dist. to Rail [m]	7.8	4.3	3.9	5.3	3.7	3.5	4.0	3.7	2.9	5.6



- [] Ranking at each section and finish
- :-:- No data available at this section
- NA No data available

Horse/Jockey Name	Jay Jay Denario/C R Ferguson
Finish Rank	4
Fastest Section Time (Section)	0:14.02 (400-200)
Top Speed [km/h] (Section)	56.8 (1980 - 1800)
Race State	Finished



NZ Metropolitan Trotting Club Inc Harness

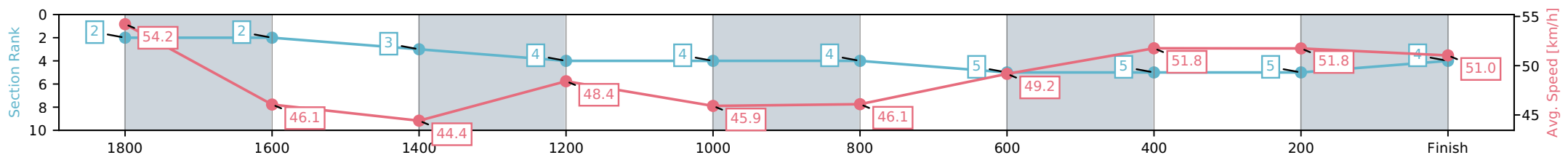
Race 4: ROAD METALS MOBILE PACE - 1980m

08 May 2026 - 6:38PM

Weather: Overcast



Section	L1980	L1800	L1600	L1400	L1200	L1000	L800	L600	L400	L200
Section Times	2:27.04 (0:11.52)	2:15.52 [2] (0:15.78)	1:59.74 [3] (0:16.37)	1:43.37 [4] (0:14.87)	1:28.50 [4] (0:15.85)	1:12.64 [4] (0:15.76)	0:56.88 [5] (0:14.64)	0:42.23 [5] (0:14.08)	0:28.15 [5] (0:14.02)	0:14.13 [4] (0:14.13)
Average Speed [km/h]	54.2	46.1	44.4	48.4	45.9	46.1	49.2	51.8	51.8	51.0
Top Speed [km/h]	56.8	49.3	47.5	49.8	47.1	47.8	50.8	52.4	52.2	52.9
Avg. Dist. to Rail [m]	1.9	1.7	1.5	3.0	1.4	1.4	2.0	1.9	1.3	2.1



[] Ranking at each section and finish
 -:-:- No data available at this section
 NA No data available

Horse/Jockey Name	Trail Boss/S J Tomlinson
Finish Rank	5
Fastest Section Time (Section)	0:14.01 (600-400)
Top Speed [km/h] (Section)	53.1 (600-400)
Race State	Finished



NZ Metropolitan Trotting Club Inc Harness

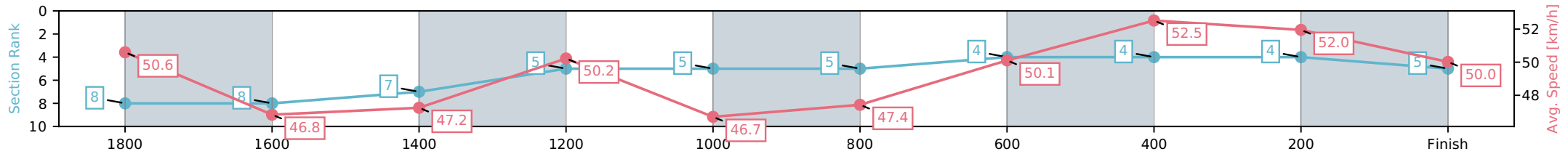
Race 4: ROAD METALS MOBILE PACE - 1980m

08 May 2026 - 6:38PM

Weather: Overcast



Section	L1980	L1800	L1600	L1400	L1200	L1000	L800	L600	L400	L200
Section Times	2:27.10 (0:12.94)	2:14.16 [8] (0:15.84)	1:58.33 [7] (0:15.69)	1:42.64 [5] (0:14.34)	1:28.30 [5] (0:15.87)	1:12.43 [5] (0:15.55)	0:56.88 [4] (0:14.36)	0:42.52 [4] (0:14.01)	0:28.51 [4] (0:14.07)	0:14.44 [5] (0:14.44)
Average Speed [km/h]	50.6	46.8	47.2	50.2	46.7	47.4	50.1	52.5	52.0	50.0
Top Speed [km/h]	52.5	47.7	48.1	51.7	48.4	48.5	51.2	53.1	52.4	52.1
Avg. Dist. to Rail [m]	9.9	4.9	3.9	5.2	3.5	3.3	3.9	3.0	2.7	5.8



- [] Ranking at each section and finish
- :-:- No data available at this section
- NA No data available

Horse/Jockey Name	Artful Bromac/W J House
Finish Rank	6
Fastest Section Time (Section)	0:14.00 (400-200)
Top Speed [km/h] (Section)	54.8 (1980 - 1800)
Race State	Finished



NZ Metropolitan Trotting Club Inc Harness

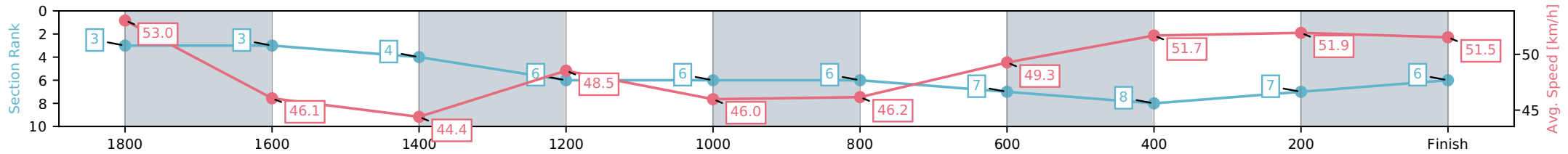
Race 4: ROAD METALS MOBILE PACE - 1980m

08 May 2026 - 6:38PM

Weather: Overcast



Section	L1980	L1800	L1600	L1400	L1200	L1000	L800	L600	L400	L200
Section Times	2:27.19 (0:11.80)	2:15.39 [3] (0:15.81)	1:59.58 [4] (0:16.38)	1:43.20 [6] (0:14.84)	1:28.35 [6] (0:15.86)	1:12.50 [6] (0:15.77)	0:56.73 [7] (0:14.62)	0:42.11 [8] (0:14.10)	0:28.00 [7] (0:14.00)	0:14.01 [6] (0:14.01)
Average Speed [km/h]	53.0	46.1	44.4	48.5	46.0	46.2	49.3	51.7	51.9	51.5
Top Speed [km/h]	54.8	49.1	47.7	50.2	47.6	48.4	51.1	52.5	52.9	52.9
Avg. Dist. to Rail [m]	3.5	1.9	1.6	3.1	1.6	1.6	2.0	1.9	1.7	4.5



- [] Ranking at each section and finish
- :-:- No data available at this section
- NA No data available

Horse/Jockey Name	Major Performer/R D Close
Finish Rank	7
Fastest Section Time (Section)	0:13.97 (600-400)
Top Speed [km/h] (Section)	53.1 (600-400)
Race State	Finished



NZ Metropolitan Trotting Club Inc Harness

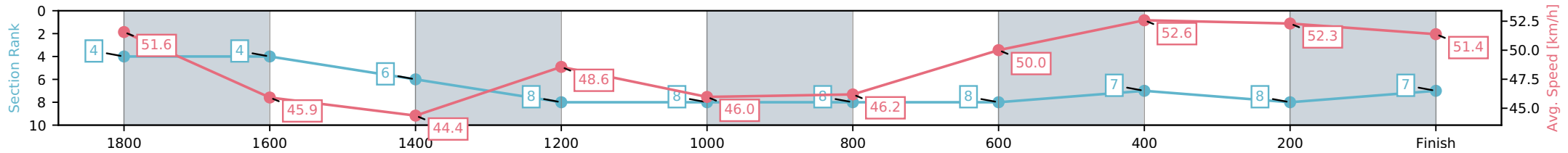
Race 4: ROAD METALS MOBILE PACE - 1980m

08 May 2026 - 6:38PM

Weather: Overcast



Section	L1980	L1800	L1600	L1400	L1200	L1000	L800	L600	L400	L200
Section Times	2:27.29 (0:12.12)	2:15.17 [4] (0:15.78)	1:59.39 [6] (0:16.42)	1:42.97 [8] (0:14.81)	1:28.16 [8] (0:15.90)	1:12.26 [8] (0:15.77)	0:56.50 [8] (0:14.40)	0:42.09 [7] (0:13.97)	0:28.12 [8] (0:14.06)	0:14.06 [7] (0:14.06)
Average Speed [km/h]	51.6	45.9	44.4	48.6	46.0	46.2	50.0	52.6	52.3	51.4
Top Speed [km/h]	53.1	49.1	47.8	50.4	47.7	48.3	51.9	53.1	53.0	52.9
Avg. Dist. to Rail [m]	4.1	1.1	1.8	3.5	1.7	1.7	2.5	2.9	3.5	7.8



- [] Ranking at each section and finish
- :-:- No data available at this section
- NA No data available

Horse/Jockey Name	Lady Tyron/R E Harrison
Finish Rank	8
Fastest Section Time (Section)	0:14.00 (600-400)
Top Speed [km/h] (Section)	53.4 (600-400)
Race State	Finished



NZ Metropolitan Trotting Club Inc Harness

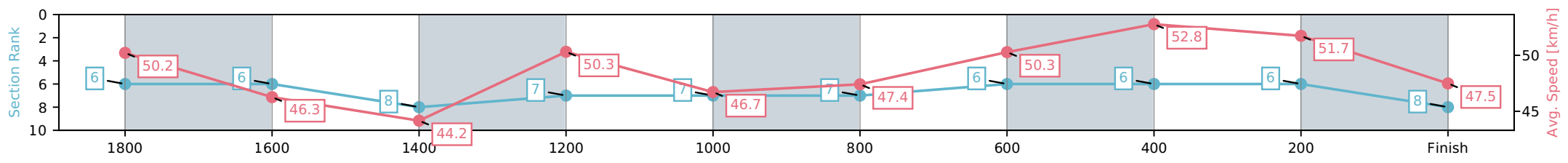
Race 4: ROAD METALS MOBILE PACE - 1980m

08 May 2026 - 6:38PM

Weather: Overcast



Section	L1980	L1800	L1600	L1400	L1200	L1000	L800	L600	L400	L200
Section Times	2:28.34 (0:12.54)	2:15.80 [6] (0:15.75)	2:00.05 [8] (0:16.51)	1:43.54 [7] (0:14.30)	1:29.24 [7] (0:15.89)	1:13.35 [7] (0:15.59)	0:57.76 [6] (0:14.32)	0:43.45 [6] (0:14.00)	0:29.44 [6] (0:14.27)	0:15.17 [8] (0:15.17)
Average Speed [km/h]	50.2	46.3	44.2	50.3	46.7	47.4	50.3	52.8	51.7	47.5
Top Speed [km/h]	52.0	48.4	47.1	52.1	48.7	48.6	51.7	53.4	53.0	50.5
Avg. Dist. to Rail [m]	6.4	2.0	2.0	5.5	3.6	3.5	3.9	3.7	4.1	9.0



[] Ranking at each section and finish
 -:-:- No data available at this section
 NA No data available