



# NZ Metropolitan Trotting Club Inc Harness

Race 5: NZB WEANLING SALE 20 MAY GAVELHOUSE MOBILE PACE - 1980m

08 May 2026 - 7:08PM

Weather: Overcast



|              |           |           |           |           |           |           |           |           |
|--------------|-----------|-----------|-----------|-----------|-----------|-----------|-----------|-----------|
| Field Times  | 2:26.89   | 2:15.80   | 2:01.71   | 1:46.25   | 1:30.10   | 1:13.89   | 0:58.57   | 0:44.25   |
| (Race Tempo) | (0:11.09) | (0:14.09) | (0:15.45) | (0:16.15) | (0:16.21) | (0:15.32) | (0:14.32) | (0:14.22) |

| Rank | TAB#   | Horse          | Overall Time  | First 400m | Top Speed km/h (Section) | L1980        | L1800        | L1600        | L1400        | L1200        | L1000        | L800         | L600         |
|------|--------|----------------|---------------|------------|--------------------------|--------------|--------------|--------------|--------------|--------------|--------------|--------------|--------------|
|      | (BAR#) | Driver         | Margin (DT-W) | Last 600m  | Fastest Section (Time)   | Start - 1800 | 1800 - 1600  | 1600 - 1400  | 1400 - 1200  | 1200 - 1000  | 1000 - 800   | 800 - 600    | 600 - 400    |
| 1    | 3      | Bettor Dreams  | 2:26.89       | 0:27.22    | 57.1 (1980 - 1800)       | 2:26.89      | 2:15.76 [2]  | 2:01.32 [3]  | 1:45.82 [3]  | 1:29.66 [3]  | 1:13.49 [3]  | 0:58.25 [3]  | 0:43.93 [3]  |
|      | (3)    | S E O'Reilly   |               | 0:43.93    | 800-600 (0:14.32)        | (0:11.13)    | (0:14.44)    | (0:15.50)    | (0:16.16)    | (0:16.17)    | (0:15.24)    | (0:14.32)    | (0:14.37)    |
| 2    | 7      | Tee Ball       | 2:26.96       | 0:27.16    | 57.3 (1980 - 1800)       | 2:26.96      | 2:15.87 [1]  | 2:01.78 [1]  | 1:46.32 [1]  | 1:30.17 [1]  | 1:13.96 [1]  | 0:58.64 [1]  | 0:44.32 [1]  |
|      | (7)    | R D Close      | 0.0L (+4)     | 0:44.32    | 1800-1600 (0:14.09)      | (0:11.09)    | (0:14.09)    | (0:15.45)    | (0:16.15)    | (0:16.22)    | (0:15.32)    | (0:14.32)    | (0:14.22)    |
| 3    | 2      | Harry's Girl   | 2:27.06       | 0:27.89    | 55.8 (1980 - 1800)       | 2:27.06      | 2:15.64 [4]  | 2:01.10 [5]  | 1:45.75 [4]  | 1:29.64 [4]  | 1:13.53 [4]  | 0:58.29 [4]  | 0:43.98 [4]  |
|      | (2)    | S J Thornley   | 0.9L (+19)    | 0:43.98    | 800-600 (0:14.32)        | (0:11.42)    | (0:14.53)    | (0:15.36)    | (0:16.11)    | (0:16.11)    | (0:15.24)    | (0:14.32)    | (0:14.37)    |
| 4    | 11     | Mishy          | 2:27.26       | 0:28.34    | 54.5 (1980 - 1800)       | 2:27.26      | 2:15.26 [10] | 2:00.45 [8]  | 1:45.32 [8]  | 1:29.18 [8]  | 1:13.02 [8]  | 0:57.87 [8]  | 0:43.53 [8]  |
|      | (11)   | S J Ottley     | 2.1L (+24)    | 0:43.54    | 600-400 (0:14.18)        | (0:12.00)    | (0:14.81)    | (0:15.13)    | (0:16.14)    | (0:16.16)    | (0:15.15)    | (0:14.34)    | (0:14.18)    |
| 5    | 5      | Could Be Katy  | 2:27.36       | 0:27.38    | 54.8 (1980 - 1800)       | 2:27.36      | 2:15.79 [5]  | 2:01.83 [2]  | 1:46.49 [2]  | 1:30.34 [2]  | 1:14.17 [2]  | 0:58.86 [2]  | 0:44.51 [2]  |
|      | (5)    | R E Harrison   | 2.7L (+14)    | 0:44.52    | 1800-1600 (0:13.96)      | (0:11.57)    | (0:13.96)    | (0:15.34)    | (0:16.15)    | (0:16.18)    | (0:15.31)    | (0:14.35)    | (0:14.21)    |
| 6    | 1      | Jennifer Robyn | 2:27.37       | 0:27.87    | 56.4 (1980 - 1800)       | 2:27.37      | 2:16.03 [3]  | 2:01.46 [4]  | 1:45.96 [5]  | 1:29.82 [5]  | 1:13.64 [5]  | 0:58.41 [5]  | 0:44.10 [5]  |
|      | (1)    | L F O'Reilly   | 2.7L (+5)     | 0:44.10    | 800-600 (0:14.32)        | (0:11.34)    | (0:14.58)    | (0:15.49)    | (0:16.15)    | (0:16.17)    | (0:15.23)    | (0:14.32)    | (0:14.42)    |
| 7    | 10     | Hikaraki       | 2:27.54       | 0:27.85    | 54.9 (1980 - 1800)       | 2:27.54      | 2:15.68 [9]  | 2:01.22 [6]  | 1:45.71 [7]  | 1:29.64 [7]  | 1:13.46 [7]  | 0:58.25 [7]  | 0:43.93 [7]  |
|      | (10)   | J C Morrison   | 3.7L (+2)     | 0:43.94    | 800-600 (0:14.32)        | (0:11.86)    | (0:14.46)    | (0:15.51)    | (0:16.07)    | (0:16.18)    | (0:15.21)    | (0:14.32)    | (0:14.39)    |
| 8    | 12     | Let It Rip     | 2:27.79       | 0:28.14    | 56.2 (1980 - 1800)       | 2:27.79      | 2:16.11 [6]  | 2:01.38 [7]  | 1:46.16 [6]  | 1:30.06 [6]  | 1:13.91 [6]  | 0:58.72 [6]  | 0:44.36 [6]  |
|      | (12)   | R T May        | 5.2L (+19)    | 0:44.35    | 800-600 (0:14.36)        | (0:11.68)    | (0:14.73)    | (0:15.22)    | (0:16.10)    | (0:16.14)    | (0:15.20)    | (0:14.36)    | (0:14.39)    |
| 9    | 4      | Atula          | 2:27.87       | 0:29.08    | 54.8 (1980 - 1800)       | 2:27.87      | 2:16.16 [7]  | 2:00.81 [9]  | 1:45.62 [10] | 1:29.49 [10] | 1:13.34 [10] | 0:58.19 [10] | 0:43.87 [10] |
|      | (4)    | K A Butt       | 5.6L (+29)    | 0:43.87    | 600-400 (0:14.22)        | (0:11.70)    | (0:15.35)    | (0:15.20)    | (0:16.13)    | (0:16.15)    | (0:15.15)    | (0:14.32)    | (0:14.22)    |
| 10   | 6      | Conan          | 2:28.48       | 0:29.47    | 53.9 (1980 - 1800)       | 2:28.48      | 2:16.69 [8]  | 2:01.06 [10] | 1:46.24 [9]  | 1:30.26 [9]  | 1:14.06 [9]  | 0:58.83 [9]  | 0:44.52 [9]  |
|      | (6)    | J W Cox        | 9.1L (+13)    | 0:44.52    | 800-600 (0:14.31)        | (0:11.79)    | (0:15.64)    | (0:14.81)    | (0:15.98)    | (0:16.20)    | (0:15.22)    | (0:14.31)    | (0:14.40)    |

Scratched: Harry's Gold (#8), Tsitsipas (#9)

Report Created: Fri 08 May 2026

(Note: Races are conducted over an approximate distance as close as possible to the advertised distance, and recorded data may vary accordingly. Official times refer to race times only and do not include handicap times.)

[ ] Position in running at each section and finish TAB# Saddle cloth number

-:--:-- No data available at this section

NA No data available

DNT Did not track

BAR# Barrier/Gate Position

DNF Did not finish

DT-W Distance travelled compared to winner in metres

Fastest split

Fastest section



# NZ Metropolitan Trotting Club Inc Harness

Race 5: NZB WEANLING SALE 20 MAY GAVELHOUSE MOBILE PACE - 1980m

08 May 2026 - 7:08PM

Weather: Overcast



Field Times 0:30.03 0:15.33  
(Race Tempo) (0:14.70) (0:15.33)

| Rank | TAB#   | Horse          | Overall Time  | First 400m | Top Speed km/h (Section) | L400         | L200         |  |  |  |  |  |  |
|------|--------|----------------|---------------|------------|--------------------------|--------------|--------------|--|--|--|--|--|--|
|      | (BAR#) | Driver         | Margin (DT-W) | Last 600m  | Fastest Section (Time)   | 400 - 200    | 200 - Finish |  |  |  |  |  |  |
| 1    | 3      | Bettor Dreams  | 2:26.89       | 0:27.22    | 57.1 (1980 - 1800)       | 0:29.55 [3]  | 0:14.96 [4]  |  |  |  |  |  |  |
|      | (3)    | S E O'Reilly   |               | 0:43.93    | 800-600 (0:14.32)        | (0:14.60)    | (0:14.96)    |  |  |  |  |  |  |
| 2    | 7      | Tee Ball       | 2:26.96       | 0:27.16    | 57.3 (1980 - 1800)       | 0:30.10 [1]  | 0:15.40 [1]  |  |  |  |  |  |  |
|      | (7)    | R D Close      | 0.0L (+4)     | 0:44.32    | 1800-1600 (0:14.09)      | (0:14.70)    | (0:15.40)    |  |  |  |  |  |  |
| 3    | 2      | Harry's Girl   | 2:27.06       | 0:27.89    | 55.8 (1980 - 1800)       | 0:29.61 [4]  | 0:15.19 [2]  |  |  |  |  |  |  |
|      | (2)    | S J Thornley   | 0.9L (+19)    | 0:43.98    | 800-600 (0:14.32)        | (0:14.42)    | (0:15.19)    |  |  |  |  |  |  |
| 4    | 11     | Mishy          | 2:27.26       | 0:28.34    | 54.5 (1980 - 1800)       | 0:29.36 [7]  | 0:15.00 [5]  |  |  |  |  |  |  |
|      | (11)   | S J Ottley     | 2.1L (+24)    | 0:43.54    | 600-400 (0:14.18)        | (0:14.36)    | (0:15.00)    |  |  |  |  |  |  |
| 5    | 5      | Could Be Katy  | 2:27.36       | 0:27.38    | 54.8 (1980 - 1800)       | 0:30.30 [2]  | 0:15.44 [3]  |  |  |  |  |  |  |
|      | (5)    | R E Harrison   | 2.7L (+14)    | 0:44.52    | 1800-1600 (0:13.96)      | (0:14.87)    | (0:15.44)    |  |  |  |  |  |  |
| 6    | 1      | Jennifer Robyn | 2:27.37       | 0:27.87    | 56.4 (1980 - 1800)       | 0:29.68 [5]  | 0:15.06 [6]  |  |  |  |  |  |  |
|      | (1)    | L F O'Reilly   | 2.7L (+5)     | 0:44.10    | 800-600 (0:14.32)        | (0:14.62)    | (0:15.06)    |  |  |  |  |  |  |
| 7    | 10     | Hikaraki       | 2:27.54       | 0:27.85    | 54.9 (1980 - 1800)       | 0:29.55 [8]  | 0:14.97 [8]  |  |  |  |  |  |  |
|      | (10)   | J C Morrison   | 3.7L (+2)     | 0:43.94    | 800-600 (0:14.32)        | (0:14.58)    | (0:14.97)    |  |  |  |  |  |  |
| 8    | 12     | Let It Rip     | 2:27.79       | 0:28.14    | 56.2 (1980 - 1800)       | 0:29.96 [6]  | 0:15.40 [7]  |  |  |  |  |  |  |
|      | (12)   | R T May        | 5.2L (+19)    | 0:44.35    | 800-600 (0:14.36)        | (0:14.56)    | (0:15.40)    |  |  |  |  |  |  |
| 9    | 4      | Atula          | 2:27.87       | 0:29.08    | 54.8 (1980 - 1800)       | 0:29.65 [9]  | 0:15.10 [9]  |  |  |  |  |  |  |
|      | (4)    | K A Butt       | 5.6L (+29)    | 0:43.87    | 600-400 (0:14.22)        | (0:14.55)    | (0:15.10)    |  |  |  |  |  |  |
| 10   | 6      | Conan          | 2:28.48       | 0:29.47    | 53.9 (1980 - 1800)       | 0:30.13 [10] | 0:15.61 [10] |  |  |  |  |  |  |
|      | (6)    | J W Cox        | 9.1L (+13)    | 0:44.52    | 800-600 (0:14.31)        | (0:14.51)    | (0:15.61)    |  |  |  |  |  |  |

Scratched: Harry's Gold (#8), Tsitsipas (#9)

Report Created: Fri 08 May 2026

(Note: Races are conducted over an approximate distance as close as possible to the advertised distance, and recorded data may vary accordingly. Official times refer to race times only and do not include handicap times.)

[ ] Position in running at each section and finish TAB# Saddle cloth number

-:--:-- No data available at this section

NA No data available

DNT Did not track

BAR# Barrier/Gate Position

DNF Did not finish

DT-W Distance travelled compared to winner in metres

Fastest split

Fastest section

|                                |                            |
|--------------------------------|----------------------------|
| Horse/Jockey Name              | Bettor Dreams/S E O'Reilly |
| Finish Rank                    | 1                          |
| Fastest Section Time (Section) | 0:14.32 (800-600)          |
| Top Speed [km/h] (Section)     | 57.1 (1980 - 1800)         |
| Race State                     | Finished                   |



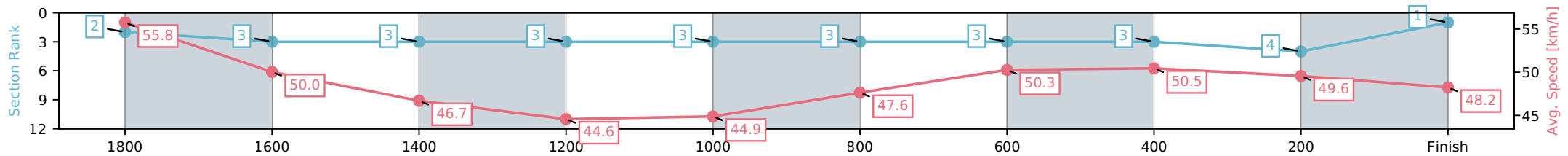
NZ Metropolitan Trotting Club Inc Harness  
 Race 5: NZB WEANLING SALE 20 MAY GAVELHOUSE  
 MOBILE PACE - 1980m



08 May 2026 - 7:08PM

Weather: Overcast

| Section                | L1980                | L1800                    | L1600                    | L1400                    | L1200                    | L1000                    | L800                     | L600                     | L400                     | L200                     |
|------------------------|----------------------|--------------------------|--------------------------|--------------------------|--------------------------|--------------------------|--------------------------|--------------------------|--------------------------|--------------------------|
| Section Times          | 2:26.89<br>(0:11.13) | 2:15.76 [3]<br>(0:14.44) | 2:01.32 [3]<br>(0:15.50) | 1:45.82 [3]<br>(0:16.16) | 1:29.66 [3]<br>(0:16.17) | 1:13.49 [3]<br>(0:15.24) | 0:58.25 [3]<br>(0:14.32) | 0:43.93 [3]<br>(0:14.37) | 0:29.55 [4]<br>(0:14.60) | 0:14.96 [1]<br>(0:14.96) |
| Average Speed [km/h]   | 55.8                 | 50.0                     | 46.7                     | 44.6                     | 44.9                     | 47.6                     | 50.3                     | 50.5                     | 49.6                     | 48.2                     |
| Top Speed [km/h]       | 57.1                 | 53.3                     | 49.9                     | 45.3                     | 47.9                     | 49.1                     | 51.7                     | 51.5                     | 50.4                     | 50.9                     |
| Avg. Dist. to Rail [m] | 5.1                  | 1.0                      | 1.1                      | 3.4                      | 1.0                      | 1.2                      | 1.7                      | 1.2                      | 1.1                      | 2.0                      |



[ ] Ranking at each section and finish  
 -:-:- No data available at this section  
 NA No data available

|                                |                     |
|--------------------------------|---------------------|
| Horse/Jockey Name              | Tee Ball/R D Close  |
| Finish Rank                    | 2                   |
| Fastest Section Time (Section) | 0:14.09 (1800-1600) |
| Top Speed [km/h] (Section)     | 57.3 (1980 - 1800)  |
| Race State                     | Finished            |



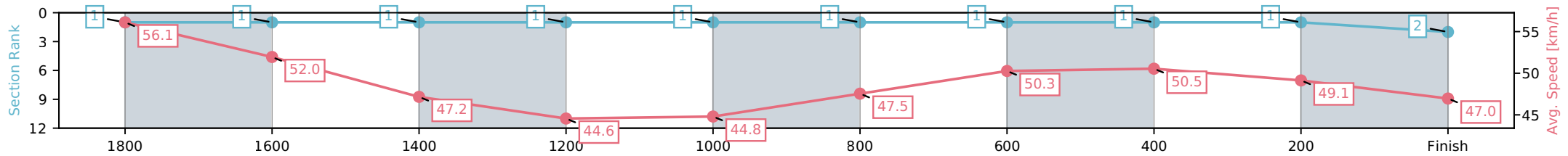
NZ Metropolitan Trotting Club Inc Harness  
 Race 5: NZB WEANLING SALE 20 MAY GAVELHOUSE  
 MOBILE PACE - 1980m



08 May 2026 - 7:08PM

Weather: Overcast

| Section                | L1980                | L1800                    | L1600                    | L1400                    | L1200                    | L1000                    | L800                     | L600                     | L400                     | L200                     |
|------------------------|----------------------|--------------------------|--------------------------|--------------------------|--------------------------|--------------------------|--------------------------|--------------------------|--------------------------|--------------------------|
| Section Times          | 2:26.96<br>(0:11.09) | 2:15.87 [1]<br>(0:14.09) | 2:01.78 [1]<br>(0:15.45) | 1:46.32 [1]<br>(0:16.15) | 1:30.17 [1]<br>(0:16.22) | 1:13.96 [1]<br>(0:15.32) | 0:58.64 [1]<br>(0:14.32) | 0:44.32 [1]<br>(0:14.22) | 0:30.10 [1]<br>(0:14.70) | 0:15.40 [2]<br>(0:15.40) |
| Average Speed [km/h]   | 56.1                 | 52.0                     | 47.2                     | 44.6                     | 44.8                     | 47.5                     | 50.3                     | 50.5                     | 49.1                     | 47.0                     |
| Top Speed [km/h]       | 57.3                 | 53.8                     | 51.1                     | 45.2                     | 47.9                     | 48.8                     | 51.7                     | 51.6                     | 50.5                     | 48.7                     |
| Avg. Dist. to Rail [m] | 11.2                 | 3.8                      | 1.8                      | 3.7                      | 1.1                      | 1.6                      | 1.4                      | 0.6                      | 1.2                      | 3.4                      |



- [ ] Ranking at each section and finish
- :-:- No data available at this section
- NA No data available

|                                |                           |
|--------------------------------|---------------------------|
| Horse/Jockey Name              | Harry's Girl/S J Thornley |
| Finish Rank                    | 3                         |
| Fastest Section Time (Section) | 0:14.32 (800-600)         |
| Top Speed [km/h] (Section)     | 55.8 (1980 - 1800)        |
| Race State                     | Finished                  |



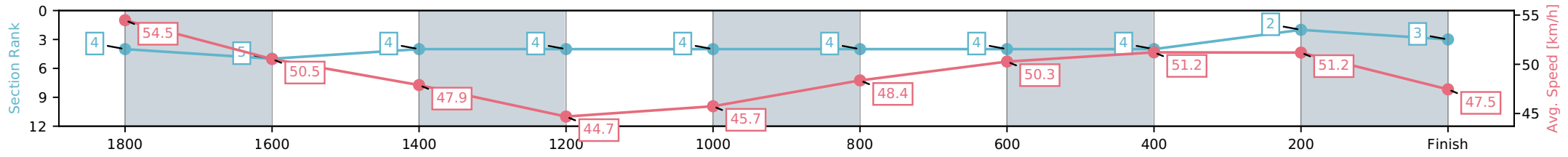
NZ Metropolitan Trotting Club Inc Harness  
 Race 5: NZB WEANLING SALE 20 MAY GAVELHOUSE  
 MOBILE PACE - 1980m



08 May 2026 - 7:08PM

Weather: Overcast

| Section                | L1980                | L1800                    | L1600                    | L1400                    | L1200                    | L1000                    | L800                     | L600                     | L400                     | L200                     |
|------------------------|----------------------|--------------------------|--------------------------|--------------------------|--------------------------|--------------------------|--------------------------|--------------------------|--------------------------|--------------------------|
| Section Times          | 2:27.06<br>(0:11.42) | 2:15.64 [5]<br>(0:14.53) | 2:01.10 [4]<br>(0:15.36) | 1:45.75 [4]<br>(0:16.11) | 1:29.64 [4]<br>(0:16.11) | 1:13.53 [4]<br>(0:15.24) | 0:58.29 [4]<br>(0:14.32) | 0:43.98 [4]<br>(0:14.37) | 0:29.61 [2]<br>(0:14.42) | 0:15.19 [3]<br>(0:15.19) |
| Average Speed [km/h]   | 54.5                 | 50.5                     | 47.9                     | 44.7                     | 45.7                     | 48.4                     | 50.3                     | 51.2                     | 51.2                     | 47.5                     |
| Top Speed [km/h]       | 55.8                 | 52.0                     | 51.9                     | 45.3                     | 48.8                     | 49.9                     | 51.9                     | 52.3                     | 52.2                     | 51.1                     |
| Avg. Dist. to Rail [m] | 4.2                  | 3.1                      | 2.9                      | 5.5                      | 2.8                      | 3.1                      | 3.7                      | 3.1                      | 4.1                      | 6.9                      |



[ ] Ranking at each section and finish  
 -:-:- No data available at this section  
 NA No data available

|                                |                    |
|--------------------------------|--------------------|
| Horse/Jockey Name              | Mishy/S J Ottley   |
| Finish Rank                    | 4                  |
| Fastest Section Time (Section) | 0:14.18 (600-400)  |
| Top Speed [km/h] (Section)     | 54.5 (1980 - 1800) |
| Race State                     | Finished           |



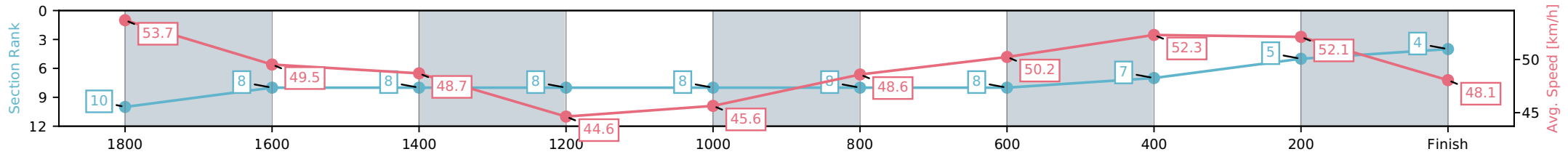
NZ Metropolitan Trotting Club Inc Harness  
 Race 5: NZB WEANLING SALE 20 MAY GAVELHOUSE  
 MOBILE PACE - 1980m



08 May 2026 - 7:08PM

Weather: Overcast

| Section                | L1980                | L1800                    | L1600                    | L1400                    | L1200                    | L1000                    | L800                     | L600                     | L400                     | L200                     |
|------------------------|----------------------|--------------------------|--------------------------|--------------------------|--------------------------|--------------------------|--------------------------|--------------------------|--------------------------|--------------------------|
| Section Times          | 2:27.26<br>(0:12.00) | 2:15.26 [8]<br>(0:14.81) | 2:00.45 [8]<br>(0:15.13) | 1:45.32 [8]<br>(0:16.14) | 1:29.18 [8]<br>(0:16.16) | 1:13.02 [8]<br>(0:15.15) | 0:57.87 [8]<br>(0:14.34) | 0:43.53 [7]<br>(0:14.18) | 0:29.36 [5]<br>(0:14.36) | 0:15.00 [4]<br>(0:15.00) |
| Average Speed [km/h]   | 53.7                 | 49.5                     | 48.7                     | 44.6                     | 45.6                     | 48.6                     | 50.2                     | 52.3                     | 52.1                     | 48.1                     |
| Top Speed [km/h]       | 54.5                 | 52.3                     | 51.1                     | 46.3                     | 48.0                     | 50.5                     | 52.5                     | 52.7                     | 53.2                     | 50.9                     |
| Avg. Dist. to Rail [m] | 4.0                  | 2.9                      | 3.3                      | 5.7                      | 3.0                      | 3.1                      | 3.8                      | 4.0                      | 5.9                      | 8.8                      |



[ ] Ranking at each section and finish  
 -:-:- No data available at this section  
 NA No data available

|                                |                            |
|--------------------------------|----------------------------|
| Horse/Jockey Name              | Could Be Katy/R E Harrison |
| Finish Rank                    | 5                          |
| Fastest Section Time (Section) | 0:13.96 (1800-1600)        |
| Top Speed [km/h] (Section)     | 54.8 (1980 - 1800)         |
| Race State                     | Finished                   |



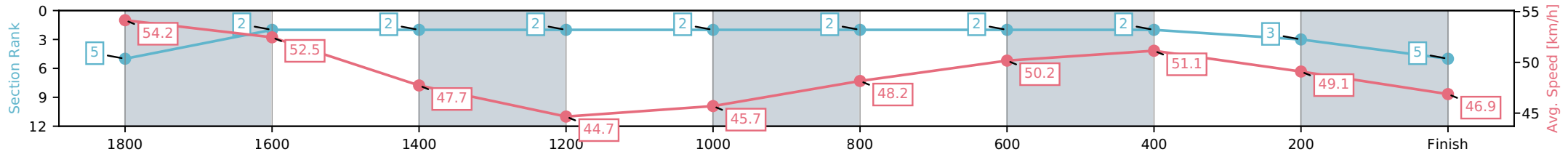
NZ Metropolitan Trotting Club Inc Harness  
 Race 5: NZB WEANLING SALE 20 MAY GAVELHOUSE  
 MOBILE PACE - 1980m



08 May 2026 - 7:08PM

Weather: Overcast

| Section                | L1980                | L1800                    | L1600                    | L1400                    | L1200                    | L1000                    | L800                     | L600                     | L400                     | L200                     |
|------------------------|----------------------|--------------------------|--------------------------|--------------------------|--------------------------|--------------------------|--------------------------|--------------------------|--------------------------|--------------------------|
| Section Times          | 2:27.36<br>(0:11.57) | 2:15.79 [2]<br>(0:13.96) | 2:01.83 [2]<br>(0:15.34) | 1:46.49 [2]<br>(0:16.15) | 1:30.34 [2]<br>(0:16.18) | 1:14.17 [2]<br>(0:15.31) | 0:58.86 [2]<br>(0:14.35) | 0:44.51 [2]<br>(0:14.21) | 0:30.30 [3]<br>(0:14.87) | 0:15.44 [5]<br>(0:15.44) |
| Average Speed [km/h]   | 54.2                 | 52.5                     | 47.7                     | 44.7                     | 45.7                     | 48.2                     | 50.2                     | 51.1                     | 49.1                     | 46.9                     |
| Top Speed [km/h]       | 54.8                 | 53.6                     | 51.3                     | 45.3                     | 48.7                     | 49.6                     | 51.7                     | 52.2                     | 50.8                     | 48.6                     |
| Avg. Dist. to Rail [m] | 8.3                  | 3.5                      | 2.8                      | 5.8                      | 3.4                      | 3.2                      | 3.1                      | 1.5                      | 2.5                      | 5.4                      |



[ ] Ranking at each section and finish  
 -:-:- No data available at this section  
 NA No data available

|                                |                             |
|--------------------------------|-----------------------------|
| Horse/Jockey Name              | Jennifer Robyn/L F O'Reilly |
| Finish Rank                    | 6                           |
| Fastest Section Time (Section) | 0:14.32 (800-600)           |
| Top Speed [km/h] (Section)     | 56.4 (1980 - 1800)          |
| Race State                     | Finished                    |



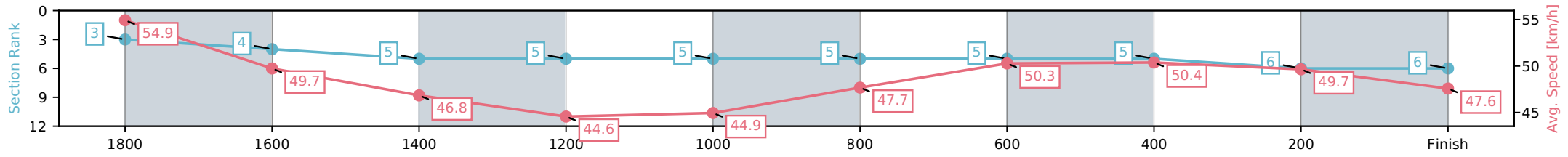
NZ Metropolitan Trotting Club Inc Harness  
 Race 5: NZB WEANLING SALE 20 MAY GAVELHOUSE  
 MOBILE PACE - 1980m



08 May 2026 - 7:08PM

Weather: Overcast

| Section                | L1980                | L1800                    | L1600                    | L1400                    | L1200                    | L1000                    | L800                     | L600                     | L400                     | L200                     |
|------------------------|----------------------|--------------------------|--------------------------|--------------------------|--------------------------|--------------------------|--------------------------|--------------------------|--------------------------|--------------------------|
| Section Times          | 2:27.37<br>(0:11.34) | 2:16.03 [4]<br>(0:14.58) | 2:01.46 [5]<br>(0:15.49) | 1:45.96 [5]<br>(0:16.15) | 1:29.82 [5]<br>(0:16.17) | 1:13.64 [5]<br>(0:15.23) | 0:58.41 [5]<br>(0:14.32) | 0:44.10 [5]<br>(0:14.42) | 0:29.68 [6]<br>(0:14.62) | 0:15.06 [6]<br>(0:15.06) |
| Average Speed [km/h]   | 54.9                 | 49.7                     | 46.8                     | 44.6                     | 44.9                     | 47.7                     | 50.3                     | 50.4                     | 49.7                     | 47.6                     |
| Top Speed [km/h]       | 56.4                 | 51.7                     | 50.3                     | 45.5                     | 47.5                     | 49.2                     | 52.3                     | 51.9                     | 50.4                     | 50.4                     |
| Avg. Dist. to Rail [m] | 2.1                  | 1.2                      | 1.3                      | 3.4                      | 1.1                      | 1.2                      | 1.6                      | 1.4                      | 1.5                      | 1.5                      |



[ ] Ranking at each section and finish  
 -:-:- No data available at this section  
 NA No data available

|                                |                       |
|--------------------------------|-----------------------|
| Horse/Jockey Name              | Hikaraki/J C Morrison |
| Finish Rank                    | 7                     |
| Fastest Section Time (Section) | 0:14.32 (800-600)     |
| Top Speed [km/h] (Section)     | 54.9 (1980 - 1800)    |
| Race State                     | Finished              |



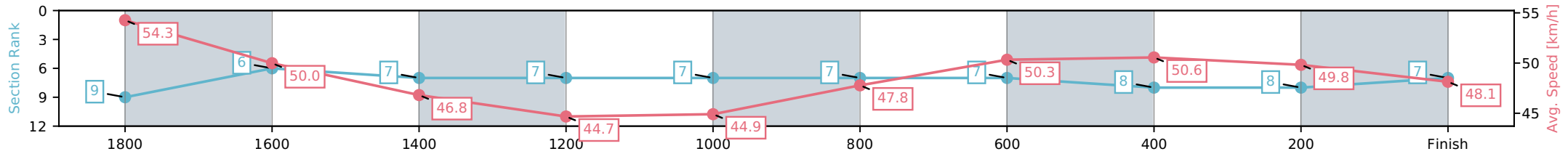
NZ Metropolitan Trotting Club Inc Harness  
 Race 5: NZB WEANLING SALE 20 MAY GAVELHOUSE  
 MOBILE PACE - 1980m



08 May 2026 - 7:08PM

Weather: Overcast

| Section                | L1980                | L1800                    | L1600                    | L1400                    | L1200                    | L1000                    | L800                     | L600                     | L400                     | L200                     |
|------------------------|----------------------|--------------------------|--------------------------|--------------------------|--------------------------|--------------------------|--------------------------|--------------------------|--------------------------|--------------------------|
| Section Times          | 2:27.54<br>(0:11.86) | 2:15.68 [6]<br>(0:14.46) | 2:01.22 [7]<br>(0:15.51) | 1:45.71 [7]<br>(0:16.07) | 1:29.64 [7]<br>(0:16.18) | 1:13.46 [7]<br>(0:15.21) | 0:58.25 [7]<br>(0:14.32) | 0:43.93 [8]<br>(0:14.39) | 0:29.55 [8]<br>(0:14.58) | 0:14.97 [7]<br>(0:14.97) |
| Average Speed [km/h]   | 54.3                 | 50.0                     | 46.8                     | 44.7                     | 44.9                     | 47.8                     | 50.3                     | 50.6                     | 49.8                     | 48.1                     |
| Top Speed [km/h]       | 54.9                 | 54.4                     | 50.8                     | 45.8                     | 46.9                     | 49.6                     | 52.7                     | 52.6                     | 50.7                     | 49.9                     |
| Avg. Dist. to Rail [m] | 1.6                  | 0.6                      | 1.1                      | 3.5                      | 1.2                      | 1.3                      | 1.7                      | 1.5                      | 1.2                      | 1.5                      |



- [ ] Ranking at each section and finish
- :-:- No data available at this section
- NA No data available

|                                |                    |
|--------------------------------|--------------------|
| Horse/Jockey Name              | Let It Rip/R T May |
| Finish Rank                    | 8                  |
| Fastest Section Time (Section) | 0:14.36 (800-600)  |
| Top Speed [km/h] (Section)     | 56.2 (1980 - 1800) |
| Race State                     | Finished           |



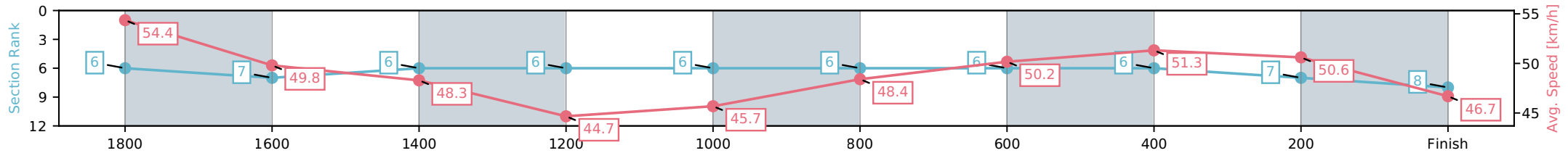
NZ Metropolitan Trotting Club Inc Harness  
 Race 5: NZB WEANLING SALE 20 MAY GAVELHOUSE  
 MOBILE PACE - 1980m



08 May 2026 - 7:08PM

Weather: Overcast

| Section                | L1980                | L1800                    | L1600                    | L1400                    | L1200                    | L1000                    | L800                     | L600                     | L400                     | L200                     |
|------------------------|----------------------|--------------------------|--------------------------|--------------------------|--------------------------|--------------------------|--------------------------|--------------------------|--------------------------|--------------------------|
| Section Times          | 2:27.79<br>(0:11.68) | 2:16.11 [7]<br>(0:14.73) | 2:01.38 [6]<br>(0:15.22) | 1:46.16 [6]<br>(0:16.10) | 1:30.06 [6]<br>(0:16.14) | 1:13.91 [6]<br>(0:15.20) | 0:58.72 [6]<br>(0:14.36) | 0:44.36 [6]<br>(0:14.39) | 0:29.96 [7]<br>(0:14.56) | 0:15.40 [8]<br>(0:15.40) |
| Average Speed [km/h]   | 54.4                 | 49.8                     | 48.3                     | 44.7                     | 45.7                     | 48.4                     | 50.2                     | 51.3                     | 50.6                     | 46.7                     |
| Top Speed [km/h]       | 56.2                 | 51.6                     | 51.0                     | 45.6                     | 48.5                     | 50.0                     | 51.9                     | 52.6                     | 51.2                     | 49.7                     |
| Avg. Dist. to Rail [m] | 4.9                  | 3.0                      | 2.9                      | 5.6                      | 2.8                      | 3.0                      | 3.6                      | 3.3                      | 4.1                      | 7.2                      |



- [ ] Ranking at each section and finish
- :-:- No data available at this section
- NA No data available

|                                |                    |
|--------------------------------|--------------------|
| Horse/Jockey Name              | Atula/K A Butt     |
| Finish Rank                    | 9                  |
| Fastest Section Time (Section) | 0:14.22 (600-400)  |
| Top Speed [km/h] (Section)     | 54.8 (1980 - 1800) |
| Race State                     | Finished           |



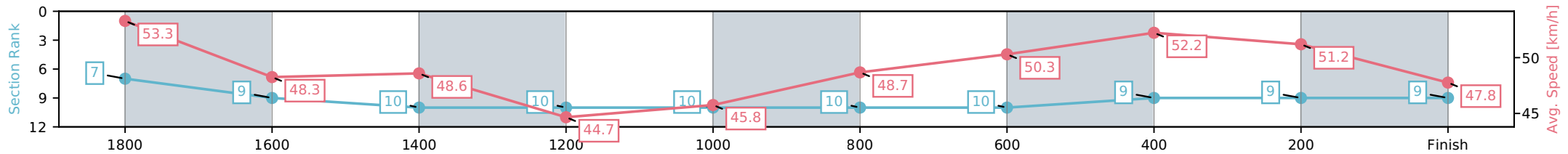
NZ Metropolitan Trotting Club Inc Harness  
 Race 5: NZB WEANLING SALE 20 MAY GAVELHOUSE  
 MOBILE PACE - 1980m



08 May 2026 - 7:08PM

Weather: Overcast

| Section                | L1980                | L1800                    | L1600                     | L1400                     | L1200                     | L1000                     | L800                      | L600                     | L400                     | L200                     |
|------------------------|----------------------|--------------------------|---------------------------|---------------------------|---------------------------|---------------------------|---------------------------|--------------------------|--------------------------|--------------------------|
| Section Times          | 2:27.87<br>(0:11.70) | 2:16.16 [9]<br>(0:15.35) | 2:00.81 [10]<br>(0:15.20) | 1:45.62 [10]<br>(0:16.13) | 1:29.49 [10]<br>(0:16.15) | 1:13.34 [10]<br>(0:15.15) | 0:58.19 [10]<br>(0:14.32) | 0:43.87 [9]<br>(0:14.22) | 0:29.65 [9]<br>(0:14.55) | 0:15.10 [9]<br>(0:15.10) |
| Average Speed [km/h]   | 53.3                 | 48.3                     | 48.6                      | 44.7                      | 45.8                      | 48.7                      | 50.3                      | 52.2                     | 51.2                     | 47.8                     |
| Top Speed [km/h]       | 54.8                 | 49.9                     | 50.2                      | 46.4                      | 48.3                      | 50.5                      | 52.5                      | 52.6                     | 52.1                     | 50.8                     |
| Avg. Dist. to Rail [m] | 7.0                  | 4.6                      | 3.4                       | 5.7                       | 3.2                       | 3.2                       | 3.8                       | 4.1                      | 5.4                      | 5.5                      |



- [ ] Ranking at each section and finish
- :-:- No data available at this section
- NA No data available

|                                |                    |
|--------------------------------|--------------------|
| Horse/Jockey Name              | Conan/J W Cox      |
| Finish Rank                    | 10                 |
| Fastest Section Time (Section) | 0:14.31 (800-600)  |
| Top Speed [km/h] (Section)     | 53.9 (1980 - 1800) |
| Race State                     | Finished           |



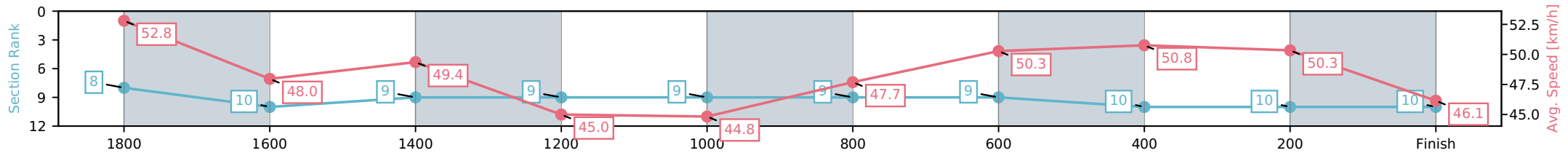
NZ Metropolitan Trotting Club Inc Harness  
 Race 5: NZB WEANLING SALE 20 MAY GAVELHOUSE  
 MOBILE PACE - 1980m



08 May 2026 - 7:08PM

Weather: Overcast

| Section                | L1980                | L1800                     | L1600                    | L1400                    | L1200                    | L1000                    | L800                     | L600                      | L400                      | L200                      |
|------------------------|----------------------|---------------------------|--------------------------|--------------------------|--------------------------|--------------------------|--------------------------|---------------------------|---------------------------|---------------------------|
| Section Times          | 2:28.48<br>(0:11.79) | 2:16.69 [10]<br>(0:15.64) | 2:01.06 [9]<br>(0:14.81) | 1:46.24 [9]<br>(0:15.98) | 1:30.26 [9]<br>(0:16.20) | 1:14.06 [9]<br>(0:15.22) | 0:58.83 [9]<br>(0:14.31) | 0:44.52 [10]<br>(0:14.40) | 0:30.13 [10]<br>(0:14.51) | 0:15.61 [10]<br>(0:15.61) |
| Average Speed [km/h]   | 52.8                 | 48.0                      | 49.4                     | 45.0                     | 44.8                     | 47.7                     | 50.3                     | 50.8                      | 50.3                      | 46.1                      |
| Top Speed [km/h]       | 53.9                 | 50.0                      | 50.7                     | 46.3                     | 46.7                     | 49.4                     | 53.1                     | 53.2                      | 50.9                      | 50.1                      |
| Avg. Dist. to Rail [m] | 10.6                 | 6.8                       | 1.8                      | 3.3                      | 1.1                      | 1.2                      | 1.6                      | 1.8                       | 2.5                       | 3.3                       |



- [ ] Ranking at each section and finish
- :-:- No data available at this section
- NA No data available