



NZ Metropolitan Trotting Club Inc Harness

Race 1: HORSEPITALITY LIMITED (AMATEUR DRIVERS) MOBILE PACE - 1980m

13 May 2026 - 4:56PM

Weather: Overcast



Field Times	2:28.72	2:16.93	2:01.68	1:45.57	1:30.42	1:15.21	0:59.93	0:44.30
(Race Tempo)	(0:11.79)	(0:15.25)	(0:16.11)	(0:15.15)	(0:15.20)	(0:15.29)	(0:15.62)	(0:15.15)

Rank	TAB#	Horse	Overall Time	First 400m	Top Speed km/h (Section)	L1980	L1800	L1600	L1400	L1200	L1000	L800	L600
	(BAR#)	Driver	Margin (DT-W)	Last 600m	Fastest Section (Time)	Start - 1800	1800 - 1600	1600 - 1400	1400 - 1200	1200 - 1000	1000 - 800	800 - 600	600 - 400
1	8	Topaz	2:28.72	0:31.05	52.8 (400-200)	2:28.72	2:16.11 [8]	1:59.78 [8]	1:43.60 [8]	1:28.50 [8]	1:13.56 [8]	0:58.39 [8]	0:43.51 [7]
	(8)	B J Wilmott		0:43.51	200-0 (0:14.13)	(0:12.61)	(0:16.33)	(0:16.18)	(0:15.11)	(0:14.93)	(0:15.17)	(0:14.88)	(0:14.76)
2	9	Loveyourmother	2:28.78	0:31.00	53.0 (200-0)	2:28.78	2:15.21 [9]	1:59.38 [9]	1:43.33 [9]	1:28.07 [9]	1:12.97 [9]	0:58.20 [9]	0:43.29 [9]
	(9)	A N Edge	0.3L (-12)	0:43.29	200-0 (0:13.75)	(0:13.57)	(0:15.83)	(0:16.06)	(0:15.26)	(0:15.10)	(0:14.78)	(0:14.91)	(0:15.15)
3	4	Mouton Cadet	2:28.98	0:30.82	52.0 (400-200)	2:28.98	2:16.43 [7]	2:00.38 [7]	1:44.18 [7]	1:29.10 [7]	1:14.12 [7]	0:58.95 [7]	0:44.12 [4]
	(4)	C P Negus	1.5L (-2)	0:44.12	200-0 (0:14.59)	(0:12.55)	(0:16.05)	(0:16.20)	(0:15.08)	(0:14.97)	(0:15.17)	(0:14.83)	(0:14.85)
4	2	Blackjack	2:29.06	0:29.89	52.2 (200-0)	2:29.06	2:16.75 [5]	2:01.38 [4]	1:45.19 [5]	1:30.05 [5]	1:14.96 [4]	0:59.69 [4]	0:44.09 [5]
	(2)	A C White	1.9L (-14)	0:44.10	200-0 (0:14.33)	(0:12.31)	(0:15.37)	(0:16.20)	(0:15.13)	(0:15.09)	(0:15.27)	(0:15.59)	(0:15.06)
5	3	Off The Edge	2:29.06	0:30.49	52.1 (200-0)	2:29.06	2:16.65 [6]	2:00.82 [6]	1:44.62 [6]	1:29.53 [6]	1:14.56 [6]	0:59.37 [6]	0:43.81 [8]
	(3)	C M Wigg	2.0L (-11)	0:43.80	200-0 (0:14.15)	(0:12.41)	(0:15.83)	(0:16.21)	(0:15.09)	(0:14.97)	(0:15.19)	(0:15.56)	(0:15.06)
6	6	Lord Fantasy	2:29.30	0:29.58	53.9 (1980 - 1800)	2:29.30	2:17.50 [2]	2:01.94 [2]	1:45.83 [2]	1:30.69 [2]	1:15.48 [3]	1:00.17 [3]	0:44.55 [3]
	(6)	S P Murtha	3.3L (-25)	0:44.56	200-0 (0:14.63)	(0:11.80)	(0:15.57)	(0:16.11)	(0:15.14)	(0:15.20)	(0:15.32)	(0:15.61)	(0:15.12)
7	7	Flo Motion	2:29.35	0:29.26	53.2 (1980 - 1800)	2:29.35	2:17.56 [1]	2:02.31 [1]	1:46.20 [1]	1:31.05 [1]	1:15.84 [1]	1:00.56 [1]	0:44.93 [1]
	(7)	D A C Roberts	3.6L (-25)	0:44.93	200-0 (0:14.87)	(0:11.79)	(0:15.25)	(0:16.11)	(0:15.15)	(0:15.20)	(0:15.29)	(0:15.62)	(0:15.15)
8	5	Miracle Memphis	2:29.48	0:29.72	52.0 (1980 - 1800)	2:29.48	2:17.25 [3]	2:01.96 [3]	1:45.85 [3]	1:30.82 [3]	1:15.74 [2]	1:00.46 [2]	0:44.83 [2]
	(5)	M J House	4.4L (-8)	0:44.83	400-200 (0:14.82)	(0:12.23)	(0:15.29)	(0:16.11)	(0:15.03)	(0:15.09)	(0:15.28)	(0:15.63)	(0:15.05)
9	1	Midnight Sophia	2:34.20	0:29.78	51.5 (1980 - 1800)	2:34.20	2:21.91 [4]	2:06.49 [5]	1:50.39 [4]	1:35.29 [4]	1:20.03 [5]	1:04.74 [5]	0:49.06 [6]
	(1)	M F Maynard	31.3L (-24)	0:49.07	1400-1200 (0:15.09)	(0:12.29)	(0:15.42)	(0:16.10)	(0:15.09)	(0:15.26)	(0:15.29)	(0:15.68)	(0:15.59)

Report Created: Wed 13 May 2026

(Note: Races are conducted over an approximate distance as close as possible to the advertised distance, and recorded data may vary accordingly. Official times refer to race times only and do not include handicap times.)

[] Position in running at each section and finish TAB# Saddle cloth number
 -:-:- No data available at this section BAR# Barrier/Gate Position
 NA No data available DNF Did not finish
 DNT Did not track DT-W Distance travelled compared to winner in metres

Fastest split
 Fastest section



NZ Metropolitan Trotting Club Inc Harness

Race 1: HORSEPITALITY LIMITED (AMATEUR DRIVERS) MOBILE PACE - 1980m

13 May 2026 - 4:56PM

Weather: Overcast



Field Times 0:29.15 0:14.33
(Race Tempo) (0:14.81) (0:14.33)

Rank	TAB#	Horse	Overall Time	First 400m	Top Speed km/h (Section)	L400	L200						
	(BAR#)	Driver	Margin (DT-W)	Last 600m	Fastest Section (Time)	400 - 200	200 - Finish						
1	8	Topaz	2:28.72	0:31.05	52.8 (400-200)	0:28.75 [5]	0:14.13 [4]						
	(8)	B J Wilmott		0:43.51	200-0 (0:14.13)	(0:14.62)	(0:14.13)						
2	9	Loveyourmother	2:28.78	0:31.00	53.0 (200-0)	0:28.14 [8]	0:13.75 [8]						
	(9)	A N Edge	0.3L (-12)	0:43.29	200-0 (0:13.75)	(0:14.39)	(0:13.75)						
3	4	Mouton Cadet	2:28.98	0:30.82	52.0 (400-200)	0:29.27 [3]	0:14.59 [1]						
	(4)	C P Negus	1.5L (-2)	0:44.12	200-0 (0:14.59)	(0:14.68)	(0:14.59)						
4	2	Blackjack	2:29.06	0:29.89	52.2 (200-0)	0:29.04 [6]	0:14.33 [6]						
	(2)	A C White	1.9L (-14)	0:44.10	200-0 (0:14.33)	(0:14.71)	(0:14.33)						
5	3	Off The Edge	2:29.06	0:30.49	52.1 (200-0)	0:28.74 [7]	0:14.15 [7]						
	(3)	C M Wigg	2.0L (-11)	0:43.80	200-0 (0:14.15)	(0:14.59)	(0:14.15)						
6	6	Lord Fantasy	2:29.30	0:29.58	53.9 (1980 - 1800)	0:29.43 [4]	0:14.63 [5]						
	(6)	S P Murtha	3.3L (-25)	0:44.56	200-0 (0:14.63)	(0:14.81)	(0:14.63)						
7	7	Flo Motion	2:29.35	0:29.26	53.2 (1980 - 1800)	0:29.78 [1]	0:14.87 [2]						
	(7)	D A C Roberts	3.6L (-25)	0:44.93	200-0 (0:14.87)	(0:14.91)	(0:14.87)						
8	5	Miracle Memphis	2:29.48	0:29.72	52.0 (1980 - 1800)	0:29.78 [2]	0:14.96 [3]						
	(5)	M J House	4.4L (-8)	0:44.83	400-200 (0:14.82)	(0:14.82)	(0:14.96)						
9	1	Midnight Sophia	2:34.20	0:29.78	51.5 (1980 - 1800)	0:33.48 [9]	0:17.49 [9]						
	(1)	M F Maynard	31.3L (-24)	0:49.07	1400-1200 (0:15.09)	(0:15.99)	(0:17.49)						

Report Created: Wed 13 May 2026

(Note: Races are conducted over an approximate distance as close as possible to the advertised distance, and recorded data may vary accordingly. Official times refer to race times only and do not include handicap times.)

[] Position in running at each section and finish TAB# Saddle cloth number
 -:-:- No data available at this section BAR# Barrier/Gate Position
 NA No data available DNF Did not finish
 DNT Did not track DT-W Distance travelled compared to winner in metres

Fastest split
 Fastest section

Horse/Jockey Name	Topaz/B J Wilmott
Finish Rank	1
Fastest Section Time (Section)	0:14.13 (200-0)
Top Speed [km/h] (Section)	52.8 (400-200)
Race State	Finished



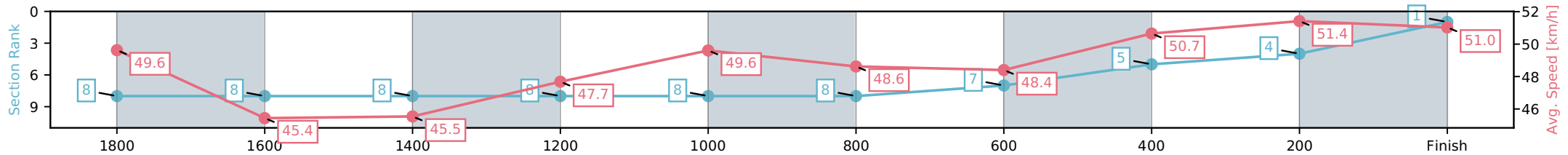
NZ Metropolitan Trotting Club Inc Harness
 Race 1: HORSEPITALITY LIMITED (AMATEUR DRIVERS)
 MOBILE PACE - 1980m



13 May 2026 - 4:56PM

Weather: Overcast

Section	L1980	L1800	L1600	L1400	L1200	L1000	L800	L600	L400	L200
Section Times	2:28.72 (0:12.61)	2:16.11 [8] (0:16.33)	1:59.78 [8] (0:16.18)	1:43.60 [8] (0:15.11)	1:28.50 [8] (0:14.93)	1:13.56 [8] (0:15.17)	0:58.39 [7] (0:14.88)	0:43.51 [5] (0:14.76)	0:28.75 [4] (0:14.62)	0:14.13 [1] (0:14.13)
Average Speed [km/h]	49.6	45.4	45.5	47.7	49.6	48.6	48.4	50.7	51.4	51.0
Top Speed [km/h]	50.4	48.0	46.8	50.1	50.5	49.9	51.2	51.3	52.8	52.7
Avg. Dist. to Rail [m]	10.6	5.1	3.3	6.5	3.6	3.4	5.5	5.5	6.6	10.5



- [] Ranking at each section and finish
- :-:- No data available at this section
- NA No data available

Horse/Jockey Name	Loveyourmother/A N Edge
Finish Rank	2
Fastest Section Time (Section)	0:13.75 (200-0)
Top Speed [km/h] (Section)	53.0 (200-0)
Race State	Finished



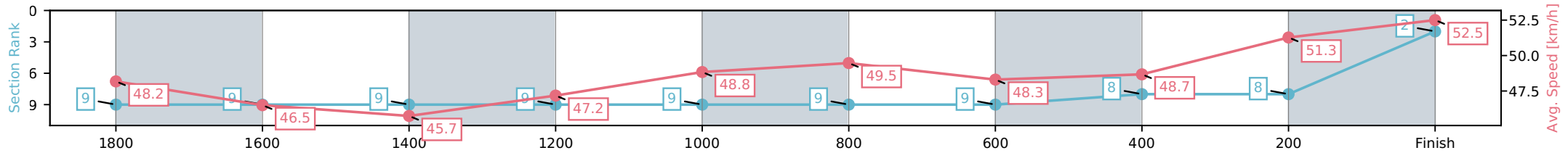
NZ Metropolitan Trotting Club Inc Harness
 Race 1: HORSEPITALITY LIMITED (AMATEUR DRIVERS)
 MOBILE PACE - 1980m



13 May 2026 - 4:56PM

Weather: Overcast

Section	L1980	L1800	L1600	L1400	L1200	L1000	L800	L600	L400	L200
Section Times	2:28.78 (0:13.57)	2:15.21 [9] (0:15.83)	1:59.38 [9] (0:16.06)	1:43.33 [9] (0:15.26)	1:28.07 [9] (0:15.10)	1:12.97 [9] (0:14.78)	0:58.20 [9] (0:14.91)	0:43.29 [8] (0:15.15)	0:28.14 [8] (0:14.39)	0:13.75 [2] (0:13.75)
Average Speed [km/h]	48.2	46.5	45.7	47.2	48.8	49.5	48.3	48.7	51.3	52.5
Top Speed [km/h]	49.1	47.5	47.0	49.8	50.2	50.5	50.9	50.3	51.6	53.0
Avg. Dist. to Rail [m]	13.8	4.2	2.9	7.0	3.0	2.4	3.4	3.5	4.0	11.3



- [] Ranking at each section and finish
- :-:- No data available at this section
- NA No data available

Horse/Jockey Name	Mouton Cadet/C P Negus
Finish Rank	3
Fastest Section Time (Section)	0:14.59 (200-0)
Top Speed [km/h] (Section)	52.0 (400-200)
Race State	Finished



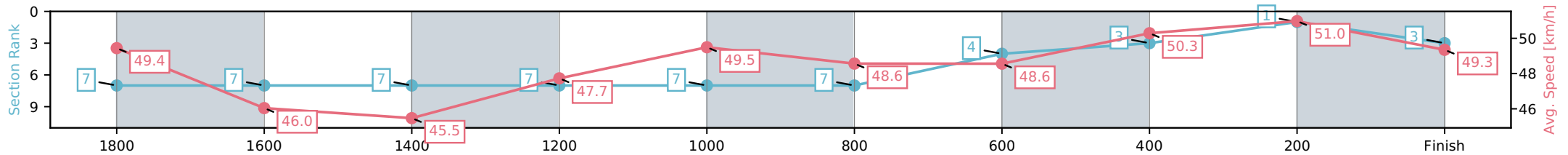
NZ Metropolitan Trotting Club Inc Harness
 Race 1: HORSEPITALITY LIMITED (AMATEUR DRIVERS)
 MOBILE PACE - 1980m



13 May 2026 - 4:56PM

Weather: Overcast

Section	L1980	L1800	L1600	L1400	L1200	L1000	L800	L600	L400	L200
Section Times	2:28.98 (0:12.55)	2:16.43 [7] (0:16.05)	2:00.38 [7] (0:16.20)	1:44.18 [7] (0:15.08)	1:29.10 [7] (0:14.97)	1:14.12 [7] (0:15.17)	0:58.95 [4] (0:14.83)	0:44.12 [3] (0:14.85)	0:29.27 [1] (0:14.68)	0:14.59 [3] (0:14.59)
Average Speed [km/h]	49.4	46.0	45.5	47.7	49.5	48.6	48.6	50.3	51.0	49.3
Top Speed [km/h]	51.3	47.5	46.4	50.3	50.4	49.8	50.9	50.9	52.0	51.8
Avg. Dist. to Rail [m]	6.3	4.2	3.2	6.5	3.6	3.3	5.7	5.4	5.7	8.5



- [] Ranking at each section and finish
- :-:- No data available at this section
- NA No data available

Horse/Jockey Name	Blackjack/A C White
Finish Rank	4
Fastest Section Time (Section)	0:14.33 (200-0)
Top Speed [km/h] (Section)	52.2 (200-0)
Race State	Finished



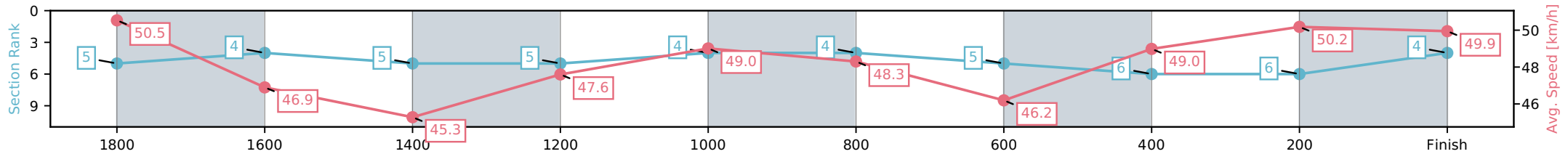
NZ Metropolitan Trotting Club Inc Harness
 Race 1: HORSEPITALITY LIMITED (AMATEUR DRIVERS)
 MOBILE PACE - 1980m



13 May 2026 - 4:56PM

Weather: Overcast

Section	L1980	L1800	L1600	L1400	L1200	L1000	L800	L600	L400	L200
Section Times	2:29.06 (0:12.31)	2:16.75 [4] (0:15.37)	2:01.38 [5] (0:16.20)	1:45.19 [5] (0:15.13)	1:30.05 [4] (0:15.09)	1:14.96 [4] (0:15.27)	0:59.69 [5] (0:15.59)	0:44.09 [6] (0:15.06)	0:29.04 [6] (0:14.71)	0:14.33 [4] (0:14.33)
Average Speed [km/h]	50.5	46.9	45.3	47.6	49.0	48.3	46.2	49.0	50.2	49.9
Top Speed [km/h]	51.4	49.3	46.4	49.1	49.7	49.6	47.3	50.0	50.8	52.2
Avg. Dist. to Rail [m]	1.0	0.4	2.9	6.7	3.4	3.4	4.5	3.6	4.0	8.7



- [] Ranking at each section and finish
- :-:- No data available at this section
- NA No data available

Horse/Jockey Name	Off The Edge/C M Wigg
Finish Rank	5
Fastest Section Time (Section)	0:14.15 (200-0)
Top Speed [km/h] (Section)	52.1 (200-0)
Race State	Finished



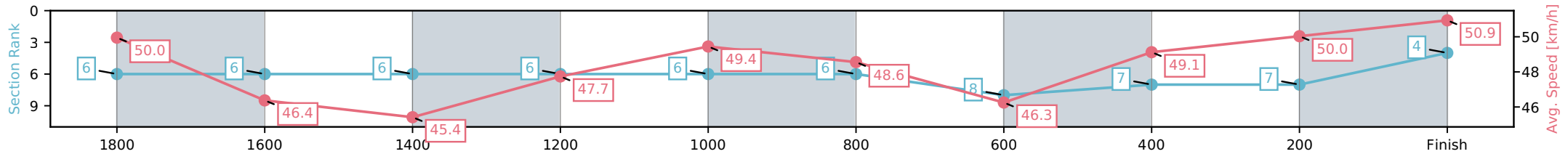
NZ Metropolitan Trotting Club Inc Harness
 Race 1: HORSEPITALITY LIMITED (AMATEUR DRIVERS)
 MOBILE PACE - 1980m



13 May 2026 - 4:56PM

Weather: Overcast

Section	L1980	L1800	L1600	L1400	L1200	L1000	L800	L600	L400	L200
Section Times	2:29.06 (0:12.41)	2:16.65 [6] (0:15.83)	2:00.82 [6] (0:16.21)	1:44.62 [6] (0:15.09)	1:29.53 [6] (0:14.97)	1:14.56 [6] (0:15.19)	0:59.37 [8] (0:15.56)	0:43.81 [7] (0:15.06)	0:28.74 [7] (0:14.59)	0:14.15 [4] (0:14.15)
Average Speed [km/h]	50.0	46.4	45.4	47.7	49.4	48.6	46.3	49.1	50.0	50.9
Top Speed [km/h]	51.8	47.2	46.5	50.0	50.0	49.7	47.2	50.4	52.0	52.1
Avg. Dist. to Rail [m]	4.7	3.1	3.2	6.4	3.5	3.5	4.8	4.1	2.4	4.7



- [] Ranking at each section and finish
- :-:- No data available at this section
- NA No data available

Horse/Jockey Name	Lord Fantasy/S P Murtha
Finish Rank	6
Fastest Section Time (Section)	0:14.63 (200-0)
Top Speed [km/h] (Section)	53.9 (1980 - 1800)
Race State	Finished



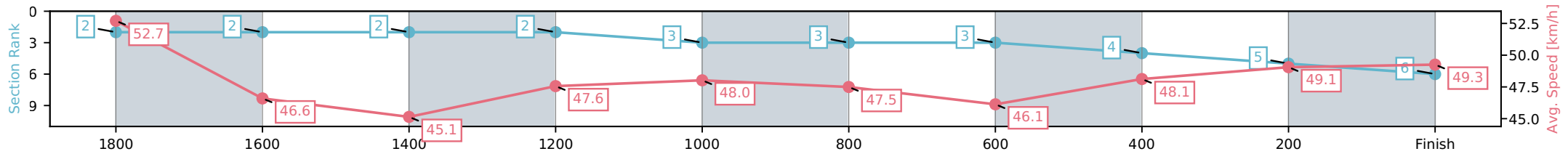
NZ Metropolitan Trotting Club Inc Harness
 Race 1: HORSEPITALITY LIMITED (AMATEUR DRIVERS)
 MOBILE PACE - 1980m



13 May 2026 - 4:56PM

Weather: Overcast

Section	L1980	L1800	L1600	L1400	L1200	L1000	L800	L600	L400	L200
Section Times	2:29.30 (0:11.80)	2:17.50 [2] (0:15.57)	2:01.94 [2] (0:16.11)	1:45.83 [2] (0:15.14)	1:30.69 [3] (0:15.20)	1:15.48 [3] (0:15.32)	1:00.17 [3] (0:15.61)	0:44.55 [4] (0:15.12)	0:29.43 [5] (0:14.81)	0:14.63 [6] (0:14.63)
Average Speed [km/h]	52.7	46.6	45.1	47.6	48.0	47.5	46.1	48.1	49.1	49.3
Top Speed [km/h]	53.9	49.1	46.5	48.4	48.7	48.9	46.6	49.1	51.2	51.3
Avg. Dist. to Rail [m]	7.4	1.2	1.6	5.0	1.9	1.7	3.0	1.8	1.4	3.1



- [] Ranking at each section and finish
- :-:- No data available at this section
- NA No data available

Horse/Jockey Name	Flo Motion/D A C Roberts
Finish Rank	7
Fastest Section Time (Section)	0:14.87 (200-0)
Top Speed [km/h] (Section)	53.2 (1980 - 1800)
Race State	Finished



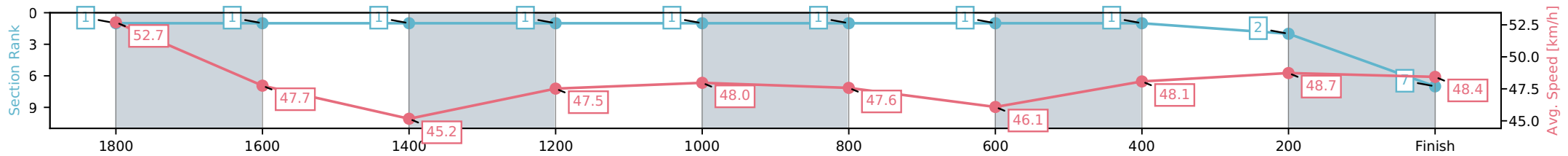
NZ Metropolitan Trotting Club Inc Harness
 Race 1: HORSEPITALITY LIMITED (AMATEUR DRIVERS)
 MOBILE PACE - 1980m



13 May 2026 - 4:56PM

Weather: Overcast

Section	L1980	L1800	L1600	L1400	L1200	L1000	L800	L600	L400	L200
Section Times	2:29.35 (0:11.79)	2:17.56 [1] (0:15.25)	2:02.31 [1] (0:16.11)	1:46.20 [1] (0:15.15)	1:31.05 [1] (0:15.20)	1:15.84 [1] (0:15.29)	1:00.56 [1] (0:15.62)	0:44.93 [1] (0:15.15)	0:29.78 [2] (0:14.91)	0:14.87 [7] (0:14.87)
Average Speed [km/h]	52.7	47.7	45.2	47.5	48.0	47.6	46.1	48.1	48.7	48.4
Top Speed [km/h]	53.2	51.3	46.3	48.3	48.5	48.7	47.0	48.8	49.6	49.7
Avg. Dist. to Rail [m]	9.9	2.3	1.7	5.0	1.8	1.6	3.1	1.9	1.8	5.9



- [] Ranking at each section and finish
- :-:- No data available at this section
- NA No data available

Horse/Jockey Name	Miracle Memphis/M J House
Finish Rank	8
Fastest Section Time (Section)	0:14.82 (400-200)
Top Speed [km/h] (Section)	52.0 (1980 - 1800)
Race State	Finished



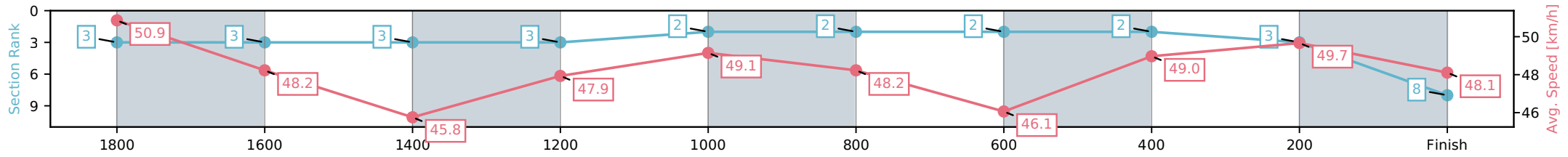
NZ Metropolitan Trotting Club Inc Harness
 Race 1: HORSEPITALITY LIMITED (AMATEUR DRIVERS)
 MOBILE PACE - 1980m



13 May 2026 - 4:56PM

Weather: Overcast

Section	L1980	L1800	L1600	L1400	L1200	L1000	L800	L600	L400	L200
Section Times	2:29.48 (0:12.23)	2:17.25 [3] (0:15.29)	2:01.96 [3] (0:16.11)	1:45.85 [3] (0:15.03)	1:30.82 [2] (0:15.09)	1:15.74 [2] (0:15.28)	1:00.46 [2] (0:15.63)	0:44.83 [2] (0:15.05)	0:29.78 [3] (0:14.82)	0:14.96 [8] (0:14.96)
Average Speed [km/h]	50.9	48.2	45.8	47.9	49.1	48.2	46.1	49.0	49.7	48.1
Top Speed [km/h]	52.0	50.9	46.9	49.5	49.5	49.7	47.2	49.7	50.0	49.3
Avg. Dist. to Rail [m]	7.8	3.9	3.4	6.6	3.7	3.3	4.5	3.5	3.5	7.6



- [] Ranking at each section and finish
- :-:- No data available at this section
- NA No data available

Horse/Jockey Name	Midnight Sophia/M F Maynard
Finish Rank	9
Fastest Section Time (Section)	0:15.09 (1400-1200)
Top Speed [km/h] (Section)	51.5 (1980 - 1800)
Race State	Finished



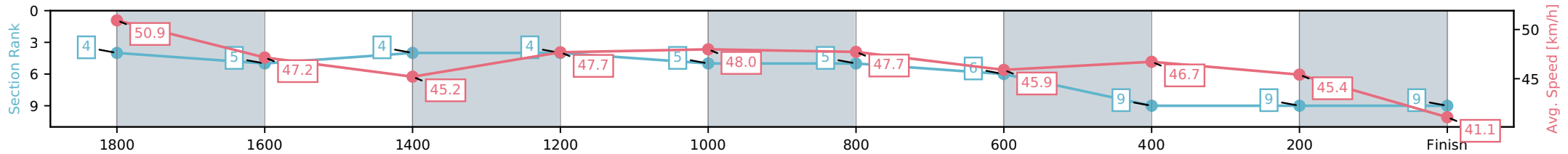
NZ Metropolitan Trotting Club Inc Harness
 Race 1: HORSEPITALITY LIMITED (AMATEUR DRIVERS)
 MOBILE PACE - 1980m



13 May 2026 - 4:56PM

Weather: Overcast

Section	L1980	L1800	L1600	L1400	L1200	L1000	L800	L600	L400	L200
Section Times	2:34.20 (0:12.29)	2:21.91 [5] (0:15.42)	2:06.49 [4] (0:16.10)	1:50.39 [4] (0:15.09)	1:35.29 [5] (0:15.26)	1:20.03 [5] (0:15.29)	1:04.74 [6] (0:15.68)	0:49.06 [9] (0:15.59)	0:33.48 [9] (0:15.99)	0:17.49 [9] (0:17.49)
Average Speed [km/h]	50.9	47.2	45.2	47.7	48.0	47.7	45.9	46.7	45.4	41.1
Top Speed [km/h]	51.5	49.8	46.4	48.8	48.5	49.3	46.7	47.3	47.4	42.8
Avg. Dist. to Rail [m]	1.7	1.4	1.7	5.1	2.2	1.9	3.1	1.9	1.4	3.2



- [] Ranking at each section and finish
- :-:- No data available at this section
- NA No data available