



NZ Metropolitan Trotting Club Inc Harness

Race 4: FOLLOW ANDREW STUART HARNESS RACING ON FACEBOOK TROT - 2000m

13 May 2026 - 6:39PM

Weather: Overcast



Field Times	2:35.04	2:17.19	2:01.64	1:45.48	1:30.46	1:15.50	1:00.02	0:44.64
(Race Tempo)	(0:17.85)	(0:15.56)	(0:16.15)	(0:15.02)	(0:14.96)	(0:15.48)	(0:15.38)	(0:15.30)

Rank	TAB#	Horse	Overall Time	First 400m	Top Speed km/h (Section)	L2000	L1800	L1600	L1400	L1200	L1000	L800	L600
	(BAR#)	Driver	Margin (DT-W)	Last 600m	Fastest Section (Time)	Start - 1800	1800 - 1600	1600 - 1400	1400 - 1200	1200 - 1000	1000 - 800	800 - 600	600 - 400
1	8	Bonnie Bagrie	2:35.04	0:33.41	51.2 (2000 - 1800)	2:35.04	2:17.14 [2]	2:01.64 [1]	1:45.48 [1]	1:30.46 [1]	1:15.50 [1]	1:00.02 [1]	0:44.64 [1]
	(U2)	John R Dunn		0:44.63	200-0 (0:14.60)	(0:17.90)	(0:15.51)	(0:16.15)	(0:15.02)	(0:14.96)	(0:15.48)	(0:15.38)	(0:15.30)
2	5	Oliver	2:35.44	0:33.75	50.5 (200-0)	2:35.44	2:17.59 [1]	2:01.70 [2]	1:45.51 [2]	1:30.49 [3]	1:15.59 [3]	1:00.09 [3]	0:44.73 [2]
	(5)	S J Tomlinson	2.3L (-2)	0:44.72	200-0 (0:14.69)	(0:17.85)	(0:15.90)	(0:16.19)	(0:15.01)	(0:14.90)	(0:15.50)	(0:15.36)	(0:15.31)
3	2	Aradne	2:35.52	0:34.50	52.0 (200-0)	2:35.52	2:16.72 [5]	2:01.02 [5]	1:44.94 [6]	1:29.97 [7]	1:14.95 [7]	0:59.48 [7]	0:44.08 [7]
	(2)	M B Holbrough	2.7L (-3)	0:44.08	200-0 (0:14.24)	(0:18.80)	(0:15.70)	(0:16.08)	(0:14.96)	(0:15.02)	(0:15.47)	(0:15.40)	(0:15.31)
4	3	Musclynn	2:35.54	0:34.06	50.6 (200-0)	2:35.54	2:17.39 [3]	2:01.48 [3]	1:45.28 [4]	1:30.30 [5]	1:15.38 [5]	0:59.88 [5]	0:44.51 [4]
	(3)	P J Wakelin	2.9L (-1)	0:44.51	200-0 (0:14.51)	(0:18.15)	(0:15.91)	(0:16.20)	(0:14.98)	(0:14.92)	(0:15.50)	(0:15.37)	(0:15.29)
5	7	Florence The Machine	2:35.82	0:35.08	52.0 (200-0)	2:35.82	2:15.95 [7]	2:00.74 [8]	1:45.12 [7]	1:30.32 [6]	1:15.43 [6]	0:59.96 [6]	0:44.43 [6]
	(U1)	M J Williamson	4.4L (+22)	0:44.42	200-0 (0:14.28)	(0:19.87)	(0:15.21)	(0:15.61)	(0:14.81)	(0:14.89)	(0:15.47)	(0:15.53)	(0:15.55)
6	1	What The Bell	2:36.24	0:35.07	51.8 (400-200)	2:36.24	2:16.19 [8]	2:01.17 [7]	1:45.27 [8]	1:30.34 [8]	1:15.49 [8]	1:00.05 [8]	0:44.52 [8]
	(1)	S J Ottley	6.8L (+4)	0:44.53	400-200 (0:14.61)	(0:20.05)	(0:15.02)	(0:15.90)	(0:14.93)	(0:14.86)	(0:15.44)	(0:15.53)	(0:15.26)
7	6	Royal Diedre	2:36.73	0:34.75	50.6 (400-200)	2:36.73	2:17.54 [6]	2:01.98 [6]	1:46.30 [5]	1:31.51 [4]	1:16.60 [4]	1:01.14 [4]	0:45.64 [5]
	(6)	D M Williams	9.6L (+17)	0:45.63	1400-1200 (0:14.79)	(0:19.19)	(0:15.56)	(0:15.68)	(0:14.79)	(0:14.91)	(0:15.46)	(0:15.51)	(0:15.72)
8	4	Waihemo Hannah	2:38.30	0:34.40	50.1 (1200-1000)	2:38.30	2:19.56 [4]	2:03.90 [4]	1:48.19 [3]	1:33.42 [2]	1:18.51 [2]	1:03.04 [2]	0:47.55 [3]
	(4)	R E Harrison	18.6L (+12)	0:47.56	1400-1200 (0:14.77)	(0:18.74)	(0:15.66)	(0:15.71)	(0:14.77)	(0:14.91)	(0:15.47)	(0:15.49)	(0:15.84)

Report Created: Wed 13 May 2026

(Note: Races are conducted over an approximate distance as close as possible to the advertised distance, and recorded data may vary accordingly. Official times refer to race times only and do not include handicap times.)

[] Position in running at each section and finish TAB# Saddle cloth number

Fastest split

:-:-- No data available at this section

BAR# Barrier/Gate Position

Fastest section

NA No data available

DNF Did not finish

DNT Did not track

DT-W Distance travelled compared to winner in metres



NZ Metropolitan Trotting Club Inc Harness

Race 4: FOLLOW ANDREW STUART HARNESS RACING ON FACEBOOK TROT - 2000m

13 May 2026 - 6:39PM

Weather: Overcast



Field Times 0:29.33 0:14.60
(Race Tempo) (0:14.73) (0:14.60)

Rank	TAB#	Horse	Overall Time	First 400m	Top Speed km/h (Section)	L400	L200						
	(BAR#)	Driver	Margin (DT-W)	Last 600m	Fastest Section (Time)	400 - 200	200 - Finish						
1	8	Bonnie Bagrie	2:35.04	0:33.41	51.2 (2000 - 1800)	0:29.33 [1]	0:14.60 [1]						
	(U2)	John R Dunn		0:44.63	200-0 (0:14.60)	(0:14.73)	(0:14.60)						
2	5	Oliver	2:35.44	0:33.75	50.5 (200-0)	0:29.42 [2]	0:14.69 [2]						
	(5)	S J Tomlinson	2.3L (-2)	0:44.72	200-0 (0:14.69)	(0:14.72)	(0:14.69)						
3	2	Aradne	2:35.52	0:34.50	52.0 (200-0)	0:28.77 [5]	0:14.24 [4]						
	(2)	M B Holbrough	2.7L (-3)	0:44.08	200-0 (0:14.24)	(0:14.53)	(0:14.24)						
4	3	Musclynn	2:35.54	0:34.06	50.6 (200-0)	0:29.23 [3]	0:14.51 [3]						
	(3)	P J Wakelin	2.9L (-1)	0:44.51	200-0 (0:14.51)	(0:14.71)	(0:14.51)						
5	7	Florence The Machine	2:35.82	0:35.08	52.0 (200-0)	0:28.87 [7]	0:14.28 [5]						
	(U1)	M J Williamson	4.4L (+22)	0:44.42	200-0 (0:14.28)	(0:14.59)	(0:14.28)						
6	1	What The Bell	2:36.24	0:35.07	51.8 (400-200)	0:29.26 [8]	0:14.66 [6]						
	(1)	S J Ottley	6.8L (+4)	0:44.53	400-200 (0:14.61)	(0:14.61)	(0:14.66)						
7	6	Royal Diedre	2:36.73	0:34.75	50.6 (400-200)	0:29.91 [6]	0:15.02 [7]						
	(6)	D M Williams	9.6L (+17)	0:45.63	1400-1200 (0:14.79)	(0:14.89)	(0:15.02)						
8	4	Waihemo Hannah	2:38.30	0:34.40	50.1 (1200-1000)	0:31.72 [4]	0:16.00 [8]						
	(4)	R E Harrison	18.6L (+12)	0:47.56	1400-1200 (0:14.77)	(0:15.72)	(0:16.00)						

Report Created: Wed 13 May 2026

(Note: Races are conducted over an approximate distance as close as possible to the advertised distance, and recorded data may vary accordingly. Official times refer to race times only and do not include handicap times.)

[] Position in running at each section and finish TAB# Saddle cloth number

:-:-- No data available at this section

NA No data available

DNT Did not track

BAR# Barrier/Gate Position

DNF Did not finish

DT-W Distance travelled compared to winner in metres

Fastest split

Fastest section

Horse/Jockey Name	Bonnie Bagrie/John R Dunn
Finish Rank	1
Fastest Section Time (Section)	0:14.60 (200-0)
Top Speed [km/h] (Section)	51.2 (2000 - 1800)
Race State	Finished



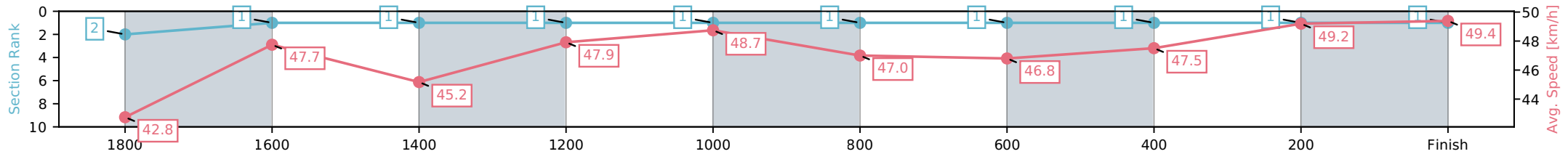
NZ Metropolitan Trotting Club Inc Harness
 Race 4: FOLLOW ANDREW STUART HARNESS RACING ON
 FACEBOOK TROT - 2000m



13 May 2026 - 6:39PM

Weather: Overcast

Section	L2000	L1800	L1600	L1400	L1200	L1000	L800	L600	L400	L200
Section Times	2:35.04 (0:17.90)	2:17.14 [1] (0:15.51)	2:01.64 [1] (0:16.15)	1:45.48 [1] (0:15.02)	1:30.46 [1] (0:14.96)	1:15.50 [1] (0:15.48)	1:00.02 [1] (0:15.38)	0:44.64 [1] (0:15.30)	0:29.33 [1] (0:14.73)	0:14.60 [1] (0:14.60)
Average Speed [km/h]	42.8	47.7	45.2	47.9	48.7	47.0	46.8	47.5	49.2	49.4
Top Speed [km/h]	51.2	51.0	46.7	48.6	48.9	48.7	47.3	48.5	50.2	50.7
Avg. Dist. to Rail [m]	16.6	5.3	1.8	4.6	1.7	1.7	2.3	1.7	1.3	4.2



- [] Ranking at each section and finish
- :-:- No data available at this section
- NA No data available

Horse/Jockey Name	Oliver/S J Tomlinson
Finish Rank	2
Fastest Section Time (Section)	0:14.69 (200-0)
Top Speed [km/h] (Section)	50.5 (200-0)
Race State	Finished



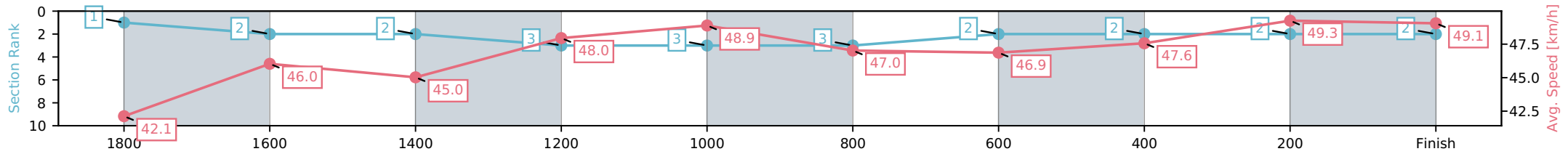
NZ Metropolitan Trotting Club Inc Harness
 Race 4: FOLLOW ANDREW STUART HARNESS RACING ON
 FACEBOOK TROT - 2000m



13 May 2026 - 6:39PM

Weather: Overcast

Section	L2000	L1800	L1600	L1400	L1200	L1000	L800	L600	L400	L200
Section Times	2:35.44 (0:17.85)	2:17.59 [2] (0:15.90)	2:01.70 [2] (0:16.19)	1:45.51 [3] (0:15.01)	1:30.49 [3] (0:14.90)	1:15.59 [3] (0:15.50)	1:00.09 [2] (0:15.36)	0:44.73 [2] (0:15.31)	0:29.42 [2] (0:14.72)	0:14.69 [2] (0:14.69)
Average Speed [km/h]	42.1	46.0	45.0	48.0	48.9	47.0	46.9	47.6	49.3	49.1
Top Speed [km/h]	49.1	48.4	46.6	48.6	49.5	49.0	47.5	48.2	50.1	50.5
Avg. Dist. to Rail [m]	9.3	2.9	1.7	4.2	1.7	1.7	2.3	1.9	1.4	2.8



- [] Ranking at each section and finish
- :-:- No data available at this section
- NA No data available

Horse/Jockey Name	Aradne/M B Holbrough
Finish Rank	3
Fastest Section Time (Section)	0:14.24 (200-0)
Top Speed [km/h] (Section)	52.0 (200-0)
Race State	Finished



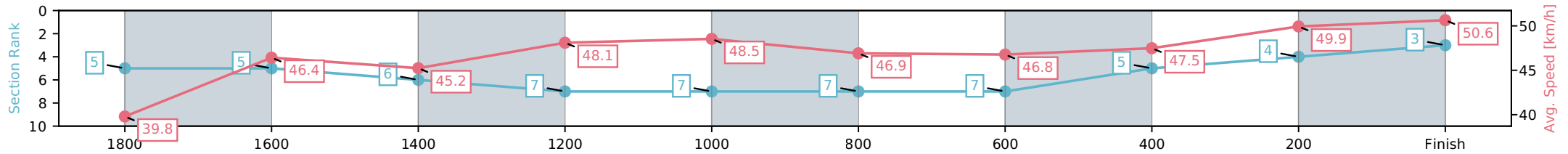
NZ Metropolitan Trotting Club Inc Harness
 Race 4: FOLLOW ANDREW STUART HARNESS RACING ON
 FACEBOOK TROT - 2000m



13 May 2026 - 6:39PM

Weather: Overcast

Section	L2000	L1800	L1600	L1400	L1200	L1000	L800	L600	L400	L200
Section Times	2:35.52 (0:18.80)	2:16.72 [5] (0:15.70)	2:01.02 [6] (0:16.08)	1:44.94 [7] (0:14.96)	1:29.97 [7] (0:15.02)	1:14.95 [7] (0:15.47)	0:59.48 [7] (0:15.40)	0:44.08 [5] (0:15.31)	0:28.77 [4] (0:14.53)	0:14.24 [3] (0:14.24)
Average Speed [km/h]	39.8	46.4	45.2	48.1	48.5	46.9	46.8	47.5	49.9	50.6
Top Speed [km/h]	47.7	47.8	46.5	48.5	49.0	49.0	47.1	48.6	51.5	52.0
Avg. Dist. to Rail [m]	4.2	2.3	1.6	4.5	1.6	1.4	2.2	1.7	1.5	4.5



- [] Ranking at each section and finish
- :-:- No data available at this section
- NA No data available

Horse/Jockey Name	Musclynn/P J Wakelin
Finish Rank	4
Fastest Section Time (Section)	0:14.51 (200-0)
Top Speed [km/h] (Section)	50.6 (200-0)
Race State	Finished



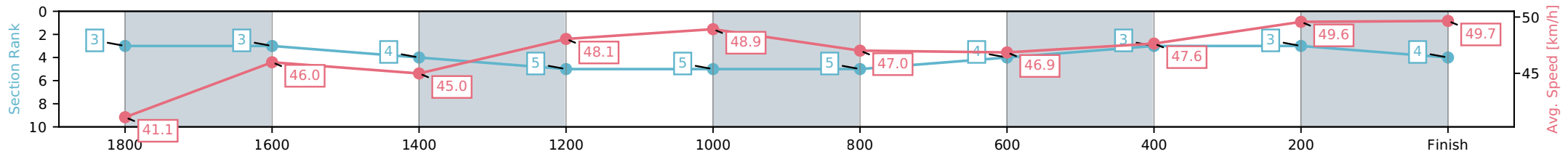
NZ Metropolitan Trotting Club Inc Harness
 Race 4: FOLLOW ANDREW STUART HARNESS RACING ON
 FACEBOOK TROT - 2000m



13 May 2026 - 6:39PM

Weather: Overcast

Section	L2000	L1800	L1600	L1400	L1200	L1000	L800	L600	L400	L200
Section Times	2:35.54 (0:18.15)	2:17.39 [3] (0:15.91)	2:01.48 [4] (0:16.20)	1:45.28 [5] (0:14.98)	1:30.30 [5] (0:14.92)	1:15.38 [5] (0:15.50)	0:59.88 [4] (0:15.37)	0:44.51 [3] (0:15.29)	0:29.23 [3] (0:14.71)	0:14.51 [4] (0:14.51)
Average Speed [km/h]	41.1	46.0	45.0	48.1	48.9	47.0	46.9	47.6	49.6	49.7
Top Speed [km/h]	48.6	47.8	46.5	48.5	49.6	49.2	47.5	48.4	50.4	50.6
Avg. Dist. to Rail [m]	5.6	2.8	1.7	4.3	1.8	1.7	2.3	1.9	2.4	6.3



- [] Ranking at each section and finish
- :-:- No data available at this section
- NA No data available

Horse/Jockey Name	Florence The Machine/M J Williamson
Finish Rank	5
Fastest Section Time (Section)	0:14.28 (200-0)
Top Speed [km/h] (Section)	52.0 (200-0)
Race State	Finished



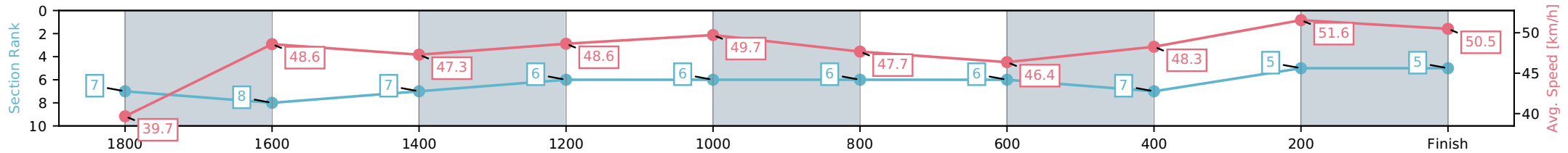
NZ Metropolitan Trotting Club Inc Harness
 Race 4: FOLLOW ANDREW STUART HARNESS RACING ON
 FACEBOOK TROT - 2000m



13 May 2026 - 6:39PM

Weather: Overcast

Section	L2000	L1800	L1600	L1400	L1200	L1000	L800	L600	L400	L200
Section Times	2:35.82 (0:19.87)	2:15.95 [8] (0:15.21)	2:00.74 [7] (0:15.61)	1:45.12 [6] (0:14.81)	1:30.32 [6] (0:14.89)	1:15.43 [6] (0:15.47)	0:59.96 [6] (0:15.53)	0:44.43 [7] (0:15.55)	0:28.87 [5] (0:14.59)	0:14.28 [5] (0:14.28)
Average Speed [km/h]	39.7	48.6	47.3	48.6	49.7	47.7	46.4	48.3	51.6	50.5
Top Speed [km/h]	47.9	49.2	48.0	49.5	50.5	49.0	46.8	50.7	51.9	52.0
Avg. Dist. to Rail [m]	12.8	4.7	3.4	6.1	3.5	3.4	4.2	5.7	6.4	9.1



- [] Ranking at each section and finish
- :-:- No data available at this section
- NA No data available

Horse/Jockey Name	What The Bell/S J Ottley
Finish Rank	6
Fastest Section Time (Section)	0:14.61 (400-200)
Top Speed [km/h] (Section)	51.8 (400-200)
Race State	Finished



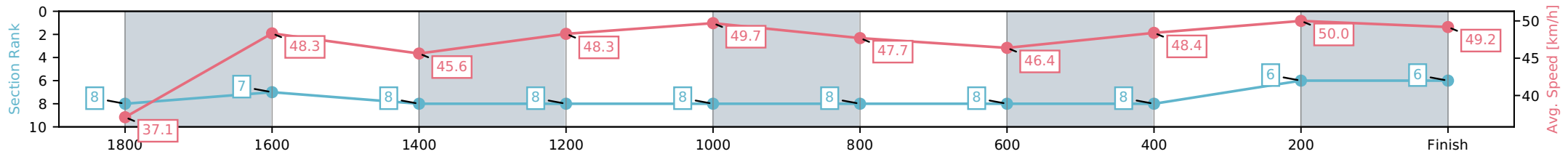
NZ Metropolitan Trotting Club Inc Harness
 Race 4: FOLLOW ANDREW STUART HARNESS RACING ON
 FACEBOOK TROT - 2000m



13 May 2026 - 6:39PM

Weather: Overcast

Section	L2000	L1800	L1600	L1400	L1200	L1000	L800	L600	L400	L200
Section Times	2:36.24 (0:20.05)	2:16.19 [7] (0:15.02)	2:01.17 [8] (0:15.90)	1:45.27 [8] (0:14.93)	1:30.34 [8] (0:14.86)	1:15.49 [8] (0:15.44)	1:00.05 [8] (0:15.53)	0:44.52 [8] (0:15.26)	0:29.26 [6] (0:14.61)	0:14.66 [6] (0:14.66)
Average Speed [km/h]	37.1	48.3	45.6	48.3	49.7	47.7	46.4	48.4	50.0	49.2
Top Speed [km/h]	48.5	49.2	46.4	49.2	50.3	50.0	46.9	50.1	51.8	50.9
Avg. Dist. to Rail [m]	2.4	1.8	1.3	5.8	3.3	3.2	4.2	3.9	2.5	6.2



- [] Ranking at each section and finish
- :-:- No data available at this section
- NA No data available

Horse/Jockey Name	Royal Diedre/D M Williams
Finish Rank	7
Fastest Section Time (Section)	0:14.79 (1400-1200)
Top Speed [km/h] (Section)	50.6 (400-200)
Race State	Finished



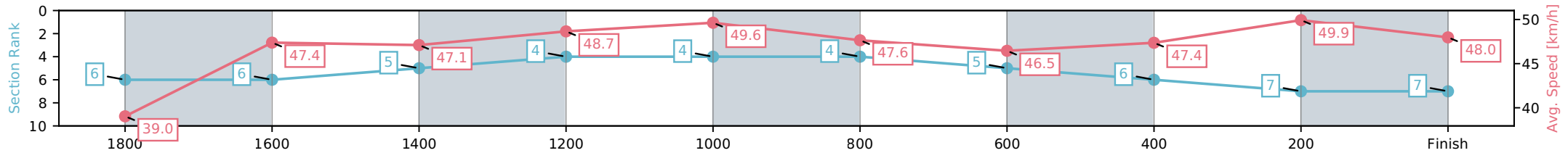
NZ Metropolitan Trotting Club Inc Harness
 Race 4: FOLLOW ANDREW STUART HARNESS RACING ON
 FACEBOOK TROT - 2000m



13 May 2026 - 6:39PM

Weather: Overcast

Section	L2000	L1800	L1600	L1400	L1200	L1000	L800	L600	L400	L200
Section Times	2:36.73 (0:19.19)	2:17.54 [6] (0:15.56)	2:01.98 [5] (0:15.68)	1:46.30 [4] (0:14.79)	1:31.51 [4] (0:14.91)	1:16.60 [4] (0:15.46)	1:01.14 [5] (0:15.51)	0:45.64 [6] (0:15.72)	0:29.91 [7] (0:14.89)	0:15.02 [7] (0:15.02)
Average Speed [km/h]	39.0	47.4	47.1	48.7	49.6	47.6	46.5	47.4	49.9	48.0
Top Speed [km/h]	47.4	48.0	47.7	49.3	50.3	49.1	46.7	48.7	50.6	50.1
Avg. Dist. to Rail [m]	10.4	4.0	3.4	6.1	3.4	3.4	4.1	4.6	5.0	8.3



- [] Ranking at each section and finish
- :-:- No data available at this section
- NA No data available

Horse/Jockey Name	Waihemo Hannah/R E Harrison
Finish Rank	8
Fastest Section Time (Section)	0:14.77 (1400-1200)
Top Speed [km/h] (Section)	50.1 (1200-1000)
Race State	Finished



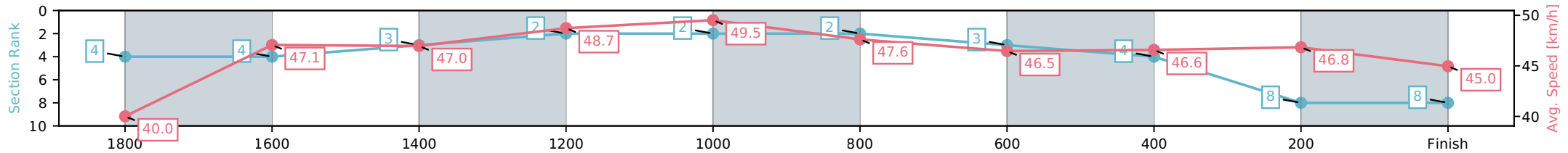
NZ Metropolitan Trotting Club Inc Harness
 Race 4: FOLLOW ANDREW STUART HARNESS RACING ON
 FACEBOOK TROT - 2000m



13 May 2026 - 6:39PM

Weather: Overcast

Section	L2000	L1800	L1600	L1400	L1200	L1000	L800	L600	L400	L200
Section Times	2:38.30 (0:18.74)	2:19.56 [4] (0:15.66)	2:03.90 [3] (0:15.71)	1:48.19 [2] (0:14.77)	1:33.42 [2] (0:14.91)	1:18.51 [2] (0:15.47)	1:03.04 [3] (0:15.49)	0:47.55 [4] (0:15.84)	0:31.72 [8] (0:15.72)	0:16.00 [8] (0:16.00)
Average Speed [km/h]	40.0	47.1	47.0	48.7	49.5	47.6	46.5	46.6	46.8	45.0
Top Speed [km/h]	48.0	47.9	47.6	49.3	50.1	49.1	46.6	46.9	47.3	46.7
Avg. Dist. to Rail [m]	7.3	4.0	3.2	5.9	3.2	3.2	3.9	3.5	3.6	7.3



- [] Ranking at each section and finish
- :-:- No data available at this section
- NA No data available