



NZ Metropolitan Trotting Club Inc Harness
 Race 1: WOODLANDS STUD MOBILE PACE - 1980m
 15 May 2026 - 5:04PM



Weather: Cloudy

Field Times (Race Tempo) 2:23.65 (0:11.28) 2:12.37 (0:13.87) 1:58.50 (0:15.00) 1:43.51 (0:15.24) 1:28.27 (0:15.99) 1:12.27 (0:15.48) 0:56.79 (0:14.15) 0:42.64 (0:14.32)

Rank	TAB#	Horse	Overall Time	First 400m	Top Speed km/h (Section)	L1980	L1800	L1600	L1400	L1200	L1000	L800	L600
	(BAR#)	Driver	Margin (DT-W)	Last 600m	Fastest Section (Time)	Start - 1800	1800 - 1600	1600 - 1400	1400 - 1200	1200 - 1000	1000 - 800	800 - 600	600 - 400
1	1	Captain Cool	2:23.65	0:27.81	54.8 (1980 - 1800)	2:23.65	2:12.05 [3]	1:57.77 [3]	1:42.86 [3]	1:27.61 [3]	1:11.92 [3]	0:56.57 [2]	0:42.64 [1]
	(1)	J W Cox		0:42.64	200-0 (0:13.92)	(0:11.60)	(0:14.28)	(0:14.91)	(0:15.25)	(0:15.69)	(0:15.34)	(0:13.93)	(0:14.32)
2	12	Biggles	2:23.89	0:29.02	54.3 (200-0)	2:23.89	2:11.22 [8]	1:56.54 [7]	1:41.65 [7]	1:26.82 [7]	1:11.13 [8]	0:55.85 [8]	0:41.88 [8]
	(12)	R D Holmes	1.3L (+8)	0:41.87	200-0 (0:13.48)	(0:12.68)	(0:14.67)	(0:14.89)	(0:14.84)	(0:15.68)	0:15.28	(0:13.98)	(0:14.27)
3	3	Henry Winkler	2:23.93	0:29.11	53.4 (200-0)	2:23.93	2:11.56 [6]	1:56.83 [6]	1:41.98 [6]	1:27.15 [6]	1:11.54 [7]	0:56.19 [6]	0:42.20 [6]
	(3)	S J Ottley	1.6L (+7)	0:42.20	200-0 (0:13.72)	(0:12.37)	(0:14.73)	(0:14.85)	(0:14.83)	(0:15.61)	(0:15.35)	(0:13.99)	(0:14.32)
4	9	Moonlite Blood	2:23.98	0:30.92	54.7 (400-200)	2:23.98	2:10.90 [11]	1:54.92 [11]	1:40.96 [10]	1:26.90 [8]	1:11.67 [6]	0:56.21 [7]	0:42.08 [7]
	(9)	B N Orange	1.9L (-3)	0:42.08	200-0 (0:13.58)	(0:13.08)	(0:15.98)	(0:13.96)	(0:14.07)	(0:15.23)	(0:15.46)	(0:14.13)	(0:14.55)
5	10	Bettor Go Vinnie	2:24.08	0:28.39	52.9 (1980 - 1800)	2:24.08	2:11.76 [5]	1:57.30 [5]	1:42.47 [5]	1:27.61 [5]	1:12.03 [5]	0:56.67 [4]	0:42.70 [4]
	(10)	John R Dunn	2.4L (+1)	0:42.71	800-600 (0:13.97)	(0:12.32)	(0:14.46)	(0:14.83)	(0:14.86)	(0:15.58)	(0:15.36)	(0:13.97)	(0:14.32)
6	8	Trump Card	2:24.12	0:30.63	56.6 (200-0)	2:24.12	2:11.22 [10]	1:55.46 [10]	1:40.99 [11]	1:26.09 [11]	1:10.43 [11]	0:55.07 [11]	0:41.20 [11]
	(8)	O G Thornley	2.7L (+16)	0:41.21	200-0 (0:12.91)	(0:12.90)	(0:15.76)	(0:14.48)	(0:14.90)	(0:15.66)	(0:15.36)	0:13.87	(0:14.28)
7	7	Rack'em Up	2:24.15	0:30.22	55.4 (200-0)	2:24.15	2:11.38 [9]	1:55.92 [9]	1:41.28 [9]	1:26.42 [10]	1:10.77 [10]	0:55.42 [10]	0:41.51 [10]
	(7)	C J Dalgety	2.8L (+14)	0:41.51	200-0 (0:13.21)	(0:12.77)	(0:15.46)	(0:14.65)	(0:14.86)	(0:15.65)	(0:15.35)	(0:13.91)	(0:14.29)
8	4	My Wingman	2:24.37	0:27.50	56.0 (1980 - 1800)	2:24.37	2:13.09 [1]	1:58.90 [2]	1:43.92 [2]	1:28.66 [2]	1:12.69 [2]	0:57.20 [3]	0:43.03 [3]
	(4)	S J Thornley	4.1L (-10)	0:43.03	200-0 (0:13.92)	0:11.28	(0:14.20)	(0:14.97)	(0:15.26)	(0:15.97)	(0:15.50)	(0:14.16)	(0:14.54)
9	6	Berrettini	2:24.41	0:29.81	54.5 (200-0)	2:24.41	2:11.80 [7]	1:56.60 [8]	1:41.84 [8]	1:26.99 [9]	1:11.33 [9]	0:56.01 [9]	0:42.03 [9]
	(6)	T M Williams	4.3L (+10)	0:42.04	200-0 (0:13.76)	(0:12.61)	(0:15.20)	(0:14.76)	(0:14.86)	(0:15.66)	(0:15.31)	(0:13.98)	0:14.25
10	5	Commander Joe	2:24.60	0:28.33	52.7 (200-0)	2:24.60	2:12.64 [4]	1:58.24 [4]	1:43.40 [4]	1:28.23 [4]	1:12.63 [4]	0:57.14 [5]	0:42.99 [5]
	(5)	H V Douglas	5.4L (-8)	0:42.99	200-0 (0:13.84)	(0:11.96)	(0:14.39)	(0:14.84)	(0:15.16)	(0:15.61)	(0:15.49)	(0:14.15)	(0:14.54)

Scratched: To Ri Ruby (#2), The Bettor Major (#11)

Report Created: Fri 15 May 2026

(Note: Races are conducted over an approximate distance as close as possible to the advertised distance, and recorded data may vary accordingly. Official times refer to race times only and do not include handicap times.)

[] Position in running at each section and finish
 TAB# Saddle cloth number
 --- No data available at this section
 BAR# Barrier/Gate Position
 NA No data available
 DNF Did not finish
 DNT Did not track
 DT-W Distance travelled compared to winner in metres

Fastest split
 Fastest section

data processed by TRIPLESDATA



NZ Metropolitan Trotting Club Inc Harness
 Race 1: WOODLANDS STUD MOBILE PACE - 1980m
 15 May 2026 - 5:04PM



Weather: Cloudy

Field Times (Race Tempo) 2:23.65 (0:11.28) 2:12.37 (0:13.87) 1:58.50 (0:15.00) 1:43.51 (0:15.24) 1:28.27 (0:15.99) 1:12.27 (0:15.48) 0:56.79 (0:14.15) 0:42.64 (0:14.32)

Rank	TAB#	Horse	Overall Time	First 400m	Top Speed km/h (Section)	L1980	L1800	L1600	L1400	L1200	L1000	L800	L600
	(BAR#)	Driver	Margin (DT-W)	Last 600m	Fastest Section (Time)	Start - 1800	1800 - 1600	1600 - 1400	1400 - 1200	1200 - 1000	1000 - 800	800 - 600	600 - 400
11	13	Prosperity	2:26.02	0:26.90	57.1 (1980 - 1800)	2:26.02	2:14.60 [2]	2:00.87 [1]	1:45.88 [1]	1:30.64 [1]	1:14.64 [1]	0:59.16 [1]	0:44.97 [2]
	(13)	R D Close	13.5L (-11)	0:44.97	1800-1600 (0:13.73)	(0:11.42)	(0:13.73)	(0:15.00)	(0:15.24)	(0:15.99)	(0:15.48)	(0:14.20)	(0:14.55)

Scratched: To Ri Ruby (#2), The Bettor Major (#11)

Report Created: Fri 15 May 2026

(Note: Races are conducted over an approximate distance as close as possible to the advertised distance, and recorded data may vary accordingly. Official times refer to race times only and do not include handicap times.)

[] Position in running at each section and finish TAB# Saddle cloth number
 -:-:- No data available at this section BAR# Barrier/Gate Position
 NA No data available DNF Did not finish
 DNT Did not track DT-W Distance travelled compared to winner in metres

Fastest split
 Fastest section



NZ Metropolitan Trotting Club Inc Harness
Race 1: WOODLANDS STUD MOBILE PACE - 1980m

15 May 2026 - 5:04PM



Weather: Cloudy

Field Times 0:28.32 0:13.91
(Race Tempo) (0:14.40) (0:13.91)

Rank	TAB#	Horse	Overall Time	First 400m	Top Speed km/h (Section)	L400	L200						
	(BAR#)	Driver	Margin (DT-W)	Last 600m	Fastest Section (Time)	400 - 200	200 - Finish						
1	1	Captain Cool	2:23.65	0:27.81	54.8 (1980 - 1800)	0:28.32 [1]	0:13.92 [1]						
	(1)	J W Cox		0:42.64	200-0 (0:13.92)	(0:14.40)	(0:13.92)						
2	12	Biggles	2:23.89	0:29.02	54.3 (200-0)	0:27.60 [7]	0:13.48 [6]						
	(12)	R D Holmes	1.3L (+8)	0:41.87	200-0 (0:13.48)	(0:14.12)	(0:13.48)						
3	3	Henry Winkler	2:23.93	0:29.11	53.4 (200-0)	0:27.87 [5]	0:13.72 [3]						
	(3)	S J Ottley	1.6L (+7)	0:42.20	200-0 (0:13.72)	(0:14.16)	(0:13.72)						
4	9	Moonlite Blood	2:23.98	0:30.92	54.7 (400-200)	0:27.53 [8]	0:13.58 [5]						
	(9)	B N Orange	1.9L (-3)	0:42.08	200-0 (0:13.58)	(0:13.95)	(0:13.58)						
5	10	Bettor Go Vinnie	2:24.08	0:28.39	52.9 (1980 - 1800)	0:28.38 [3]	0:13.98 [2]						
	(10)	John R Dunn	2.4L (+1)	0:42.71	800-600 (0:13.97)	(0:14.41)	(0:13.98)						
6	8	Trump Card	2:24.12	0:30.63	56.6 (200-0)	0:26.92 [11]	0:12.91 [11]						
	(8)	O G Thornley	2.7L (+16)	0:41.21	200-0 (0:12.91)	(0:14.02)	(0:12.91)						
7	7	Rack'em Up	2:24.15	0:30.22	55.4 (200-0)	0:27.22 [10]	0:13.21 [10]						
	(7)	C J Dalgety	2.8L (+14)	0:41.51	200-0 (0:13.21)	(0:14.01)	(0:13.21)						
8	4	My Wingman	2:24.37	0:27.50	56.0 (1980 - 1800)	0:28.49 [4]	0:13.92 [7]						
	(4)	S J Thornley	4.1L (-10)	0:43.03	200-0 (0:13.92)	(0:14.57)	(0:13.92)						
9	6	Berrettini	2:24.41	0:29.81	54.5 (200-0)	0:27.79 [9]	0:13.76 [8]						
	(6)	T M Williams	4.3L (+10)	0:42.04	200-0 (0:13.76)	(0:14.03)	(0:13.76)						
10	5	Commander Joe	2:24.60	0:28.33	52.7 (200-0)	0:28.45 [6]	0:13.84 [9]						
	(5)	H V Douglas	5.4L (-8)	0:42.99	200-0 (0:13.84)	(0:14.61)	(0:13.84)						

Scratched: To Ri Ruby (#2), The Bettor Major (#11)

Report Created: Fri 15 May 2026

(Note: Races are conducted over an approximate distance as close as possible to the advertised distance, and recorded data may vary accordingly. Official times refer to race times only and do not include handicap times.)

[] Position in running at each section and finish TAB# Saddle cloth number

Fastest split

-:-:- No data available at this section

BAR# Barrier/Gate Position

Fastest section

NA No data available

DNF Did not finish

DNT Did not track

DT-W Distance travelled compared to winner in metres



NZ Metropolitan Trotting Club Inc Harness
Race 1: WOODLANDS STUD MOBILE PACE - 1980m

15 May 2026 - 5:04PM

Weather: Cloudy



Field Times 0:28.32 0:13.91
(Race Tempo) (0:14.40) (0:13.91)

Rank	TAB#	Horse	Overall Time	First 400m	Top Speed km/h (Section)	L400	L200						
	(BAR#)	Driver	Margin (DT-W)	Last 600m	Fastest Section (Time)	400 - 200	200 - Finish						
11	13	Prosperity	2:26.02	0:26.90	57.1 (1980 - 1800)	0:30.42 [2]	0:15.72 [4]						
	(13)	R D Close	13.5L (-11)	0:44.97	1800-1600 (0:13.73)	(0:14.70)	(0:15.72)						

Scratched: To Ri Ruby (#2), The Bettor Major (#11)

Report Created: Fri 15 May 2026

(Note: Races are conducted over an approximate distance as close as possible to the advertised distance, and recorded data may vary accordingly. Official times refer to race times only and do not include handicap times.)

[] Position in running at each section and finish TAB# Saddle cloth number

-:-:- No data available at this section

NA No data available

DNT Did not track

BAR# Barrier/Gate Position

DNF Did not finish

DT-W Distance travelled compared to winner in metres

Fastest split

Fastest section

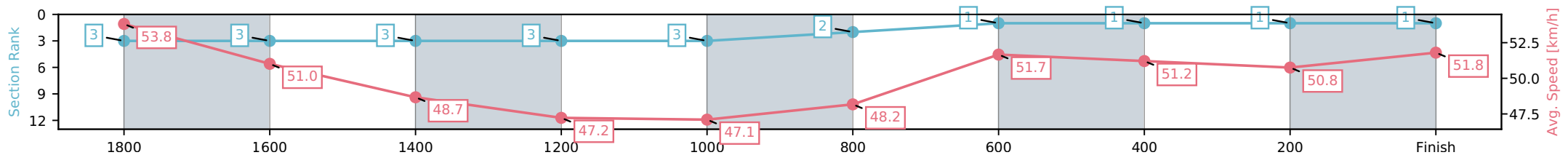
Horse/Jockey Name	Captain Cool/J W Cox
Finish Rank	1
Fastest Section Time (Section)	0:13.92 (200-0)
Top Speed [km/h] (Section)	54.8 (1980 - 1800)
Race State	Finished



NZ Metropolitan Trotting Club Inc Harness
 Race 1: WOODLANDS STUD MOBILE PACE - 1980m
 15 May 2026 - 5:04PM
 Weather: Cloudy



Section	L1980	L1800	L1600	L1400	L1200	L1000	L800	L600	L400	L200
Section Times	2:23.65 (0:11.60)	2:12.05 [3] (0:14.28)	1:57.77 [3] (0:14.91)	1:42.86 [3] (0:15.25)	1:27.61 [3] (0:15.69)	1:11.92 [3] (0:15.34)	0:56.57 [2] (0:13.93)	0:42.64 [1] (0:14.32)	0:28.32 [1] (0:14.40)	0:13.92 [1] (0:13.92)
Average Speed [km/h]	53.8	51.0	48.7	47.2	47.1	48.2	51.7	51.2	50.8	51.8
Top Speed [km/h]	54.8	54.2	50.1	48.2	47.6	49.2	52.4	51.9	52.3	52.8
Avg. Dist. to Rail [m]	1.5	1.8	1.3	3.7	3.1	3.7	3.7	2.9	2.4	5.0



[] Ranking at each section and finish
 -:-:- No data available at this section
 NA No data available

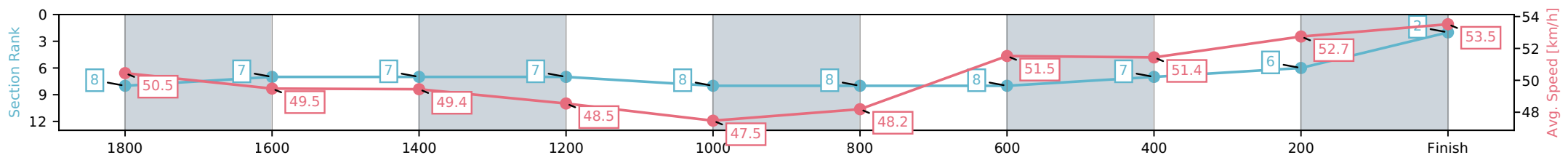
Horse/Jockey Name	Biggles/R D Holmes
Finish Rank	2
Fastest Section Time (Section)	0:13.48 (200-0)
Top Speed [km/h] (Section)	54.3 (200-0)
Race State	Finished



NZ Metropolitan Trotting Club Inc Harness
 Race 1: WOODLANDS STUD MOBILE PACE - 1980m
 15 May 2026 - 5:04PM
 Weather: Cloudy



Section	L1980	L1800	L1600	L1400	L1200	L1000	L800	L600	L400	L200
Section Times	2:23.89 (0:12.68)	2:11.22 [8] (0:14.67)	1:56.54 [7] (0:14.89)	1:41.65 [7] (0:14.84)	1:26.82 [7] (0:15.68)	1:11.13 [8] (0:15.28)	0:55.85 [8] (0:13.98)	0:41.88 [8] (0:14.27)	0:27.60 [7] (0:14.12)	0:13.48 [6] (0:13.48)
Average Speed [km/h]	50.5	49.5	49.4	48.5	47.5	48.2	51.5	51.4	52.7	53.5
Top Speed [km/h]	51.2	50.3	50.5	49.4	49.2	49.4	52.8	52.0	53.9	54.3
Avg. Dist. to Rail [m]	1.9	1.5	3.3	6.7	4.2	3.1	3.0	2.8	5.8	11.0



[] Ranking at each section and finish
 -:-:- No data available at this section
 NA No data available

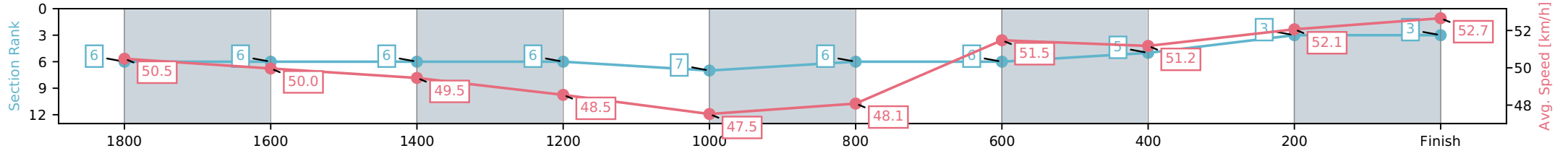
Horse/Jockey Name	Henry Winkler/S J Ottley
Finish Rank	3
Fastest Section Time (Section)	0:13.72 (200-0)
Top Speed [km/h] (Section)	53.4 (200-0)
Race State	Finished



NZ Metropolitan Trotting Club Inc Harness
 Race 1: WOODLANDS STUD MOBILE PACE - 1980m
 15 May 2026 - 5:04PM
 Weather: Cloudy



Section	L1980	L1800	L1600	L1400	L1200	L1000	L800	L600	L400	L200
Section Times	2:23.93 (0:12.37)	2:11.56 [6] (0:14.73)	1:56.83 [6] (0:14.85)	1:41.98 [6] (0:14.83)	1:27.15 [6] (0:15.61)	1:11.54 [7] (0:15.35)	0:56.19 [6] (0:13.99)	0:42.20 [6] (0:14.32)	0:27.87 [5] (0:14.16)	0:13.72 [3] (0:13.72)
Average Speed [km/h]	50.5	50.0	49.5	48.5	47.5	48.1	51.5	51.2	52.1	52.7
Top Speed [km/h]	51.0	50.9	50.2	49.3	49.1	49.4	52.5	52.2	53.3	53.4
Avg. Dist. to Rail [m]	3.0	3.5	2.8	5.6	3.7	3.5	3.9	2.9	4.0	8.6



[] Ranking at each section and finish
 -:-:- No data available at this section
 NA No data available

Horse/Jockey Name	Moonlite Blood/B N Orange
Finish Rank	4
Fastest Section Time (Section)	0:13.58 (200-0)
Top Speed [km/h] (Section)	54.7 (400-200)
Race State	Finished



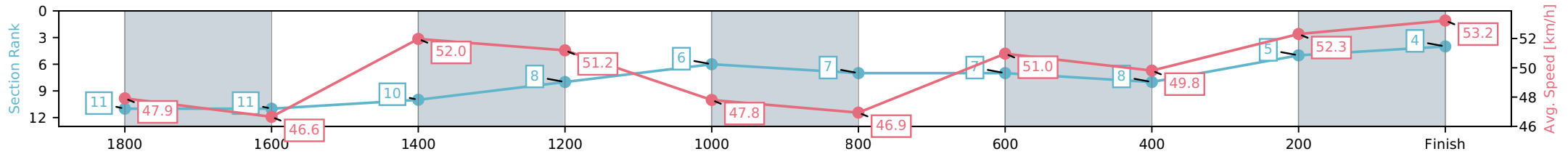
NZ Metropolitan Trotting Club Inc Harness
 Race 1: WOODLANDS STUD MOBILE PACE - 1980m



15 May 2026 - 5:04PM

Weather: Cloudy

Section	L1980	L1800	L1600	L1400	L1200	L1000	L800	L600	L400	L200
Section Times	2:23.98 (0:13.08)	2:10.90 [11] (0:15.98)	1:54.92 [11] (0:13.96)	1:40.96 [10] (0:14.07)	1:26.90 [8] (0:15.23)	1:11.67 [6] (0:15.46)	0:56.21 [7] (0:14.13)	0:42.08 [7] (0:14.55)	0:27.53 [8] (0:13.95)	0:13.58 [5] (0:13.58)
Average Speed [km/h]	47.9	46.6	52.0	51.2	47.8	46.9	51.0	49.8	52.3	53.2
Top Speed [km/h]	48.9	50.0	52.7	52.3	50.9	48.7	52.1	51.0	54.7	54.5
Avg. Dist. to Rail [m]	12.2	6.3	1.1	3.0	1.4	1.4	2.0	1.3	2.5	3.6



- [] Ranking at each section and finish
- :-:- No data available at this section
- NA No data available

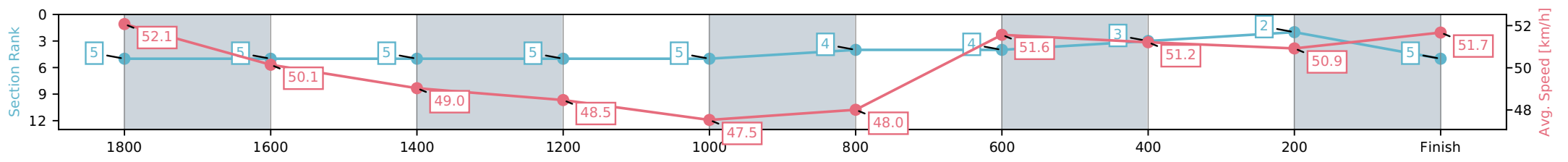
Horse/Jockey Name	Bettor Go Vinnie/John R Dunn
Finish Rank	5
Fastest Section Time (Section)	0:13.97 (800-600)
Top Speed [km/h] (Section)	52.9 (1980 - 1800)
Race State	Finished



NZ Metropolitan Trotting Club Inc Harness
 Race 1: WOODLANDS STUD MOBILE PACE - 1980m
 15 May 2026 - 5:04PM
 Weather: Cloudy



Section	L1980	L1800	L1600	L1400	L1200	L1000	L800	L600	L400	L200
Section Times	2:24.08 (0:12.32)	2:11.76 [5] (0:14.46)	1:57.30 [5] (0:14.83)	1:42.47 [5] (0:14.86)	1:27.61 [5] (0:15.58)	1:12.03 [5] (0:15.36)	0:56.67 [4] (0:13.97)	0:42.70 [4] (0:14.32)	0:28.38 [3] (0:14.41)	0:13.98 [2] (0:13.98)
Average Speed [km/h]	52.1	50.1	49.0	48.5	47.5	48.0	51.6	51.2	50.9	51.7
Top Speed [km/h]	52.9	52.4	50.3	49.0	48.8	49.2	52.6	52.1	52.3	52.5
Avg. Dist. to Rail [m]	1.2	1.3	1.5	5.3	3.6	3.4	4.1	2.9	3.1	6.8



[] Ranking at each section and finish
 -:-:- No data available at this section
 NA No data available

Horse/Jockey Name	Trump Card/O G Thornley
Finish Rank	6
Fastest Section Time (Section)	0:12.91 (200-0)
Top Speed [km/h] (Section)	56.6 (200-0)
Race State	Finished



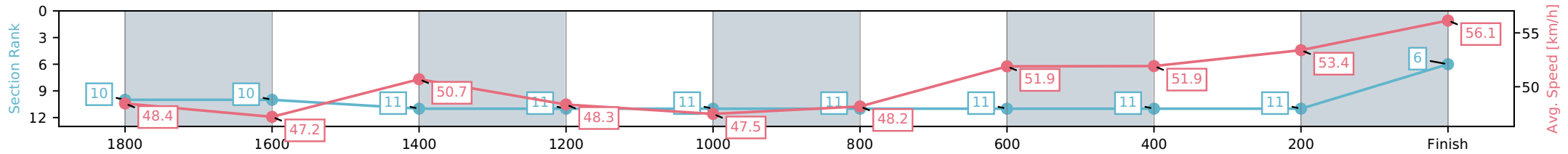
NZ Metropolitan Trotting Club Inc Harness
 Race 1: WOODLANDS STUD MOBILE PACE - 1980m



15 May 2026 - 5:04PM

Weather: Cloudy

Section	L1980	L1800	L1600	L1400	L1200	L1000	L800	L600	L400	L200
Section Times	2:24.12 (0:12.90)	2:11.22 [10] (0:15.76)	1:55.46 [10] (0:14.48)	1:40.99 [11] (0:14.90)	1:26.09 [11] (0:15.66)	1:10.43 [11] (0:15.36)	0:55.07 [11] (0:13.87)	0:41.20 [11] (0:14.28)	0:26.92 [11] (0:14.02)	0:12.91 [11] (0:12.91)
Average Speed [km/h]	48.4	47.2	50.7	48.3	47.5	48.2	51.9	51.9	53.4	56.1
Top Speed [km/h]	49.3	49.6	51.4	50.5	49.7	50.4	52.8	53.0	54.9	56.6
Avg. Dist. to Rail [m]	10.3	5.7	2.8	5.7	4.1	3.8	4.4	4.3	6.5	15.3



- [] Ranking at each section and finish
- :-:- No data available at this section
- NA No data available

Horse/Jockey Name	Rack'em Up/C J Dalgety
Finish Rank	7
Fastest Section Time (Section)	0:13.21 (200-0)
Top Speed [km/h] (Section)	55.4 (200-0)
Race State	Finished



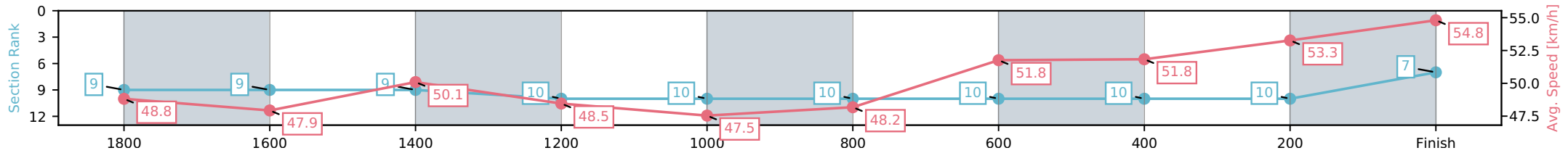
NZ Metropolitan Trotting Club Inc Harness
 Race 1: WOODLANDS STUD MOBILE PACE - 1980m



15 May 2026 - 5:04PM

Weather: Cloudy

Section	L1980	L1800	L1600	L1400	L1200	L1000	L800	L600	L400	L200
Section Times	2:24.15 (0:12.77)	2:11.38 [9] (0:15.46)	1:55.92 [9] (0:14.65)	1:41.28 [9] (0:14.86)	1:26.42 [10] (0:15.65)	1:10.77 [10] (0:15.35)	0:55.42 [10] (0:13.91)	0:41.51 [10] (0:14.29)	0:27.22 [10] (0:14.01)	0:13.21 [10] (0:13.21)
Average Speed [km/h]	48.8	47.9	50.1	48.5	47.5	48.2	51.8	51.8	53.3	54.8
Top Speed [km/h]	50.4	49.6	51.0	50.0	49.7	50.3	52.5	52.7	55.3	55.4
Avg. Dist. to Rail [m]	8.6	4.9	2.7	5.8	4.1	3.8	4.4	4.0	6.1	14.0



- [] Ranking at each section and finish
- :-:- No data available at this section
- NA No data available

Horse/Jockey Name	My Wingman/S J Thornley
Finish Rank	8
Fastest Section Time (Section)	0:13.92 (200-0)
Top Speed [km/h] (Section)	56.0 (1980 - 1800)
Race State	Finished



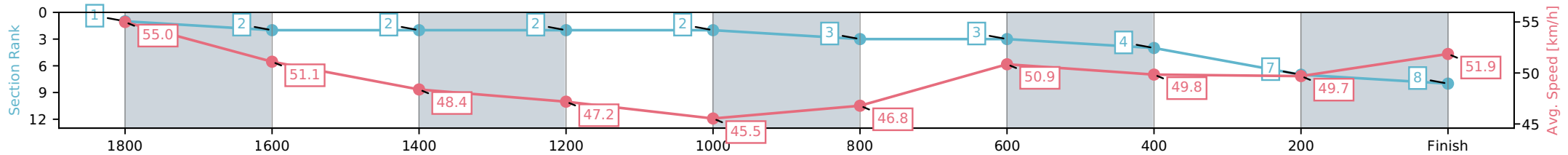
NZ Metropolitan Trotting Club Inc Harness
 Race 1: WOODLANDS STUD MOBILE PACE - 1980m



15 May 2026 - 5:04PM

Weather: Cloudy

Section	L1980	L1800	L1600	L1400	L1200	L1000	L800	L600	L400	L200
Section Times	2:24.37 (0:11.28)	2:13.09 [1] (0:14.20)	1:58.90 [2] (0:14.97)	1:43.92 [2] (0:15.26)	1:28.66 [2] (0:15.97)	1:12.69 [2] (0:15.50)	0:57.20 [3] (0:14.16)	0:43.03 [3] (0:14.54)	0:28.49 [4] (0:14.57)	0:13.92 [7] (0:13.92)
Average Speed [km/h]	55.0	51.1	48.4	47.2	45.5	46.8	50.9	49.8	49.7	51.9
Top Speed [km/h]	56.0	53.9	49.9	48.4	46.3	48.1	51.7	50.9	52.3	53.7
Avg. Dist. to Rail [m]	2.9	1.5	1.1	3.3	1.3	1.3	1.9	1.3	1.0	1.7



- [] Ranking at each section and finish
- :-:- No data available at this section
- NA No data available

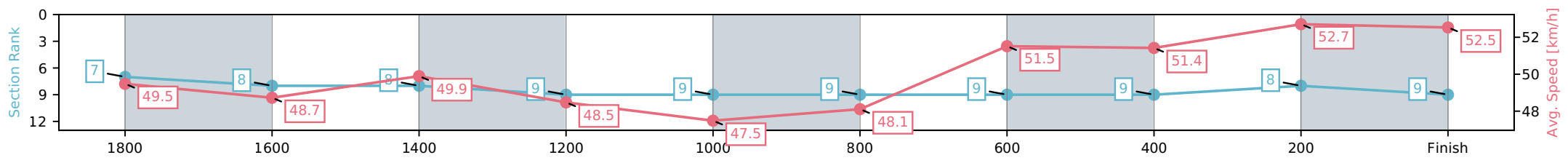
Horse/Jockey Name	Berrettini/T M Williams
Finish Rank	9
Fastest Section Time (Section)	0:13.76 (200-0)
Top Speed [km/h] (Section)	54.5 (200-0)
Race State	Finished



NZ Metropolitan Trotting Club Inc Harness
 Race 1: WOODLANDS STUD MOBILE PACE - 1980m
 15 May 2026 - 5:04PM
 Weather: Cloudy



Section	L1980	L1800	L1600	L1400	L1200	L1000	L800	L600	L400	L200
Section Times	2:24.41 (0:12.61)	2:11.80 [7] (0:15.20)	1:56.60 [8] (0:14.76)	1:41.84 [8] (0:14.86)	1:26.99 [9] (0:15.66)	1:11.33 [9] (0:15.31)	0:56.01 [9] (0:13.98)	0:42.03 [9] (0:14.25)	0:27.79 [9] (0:14.03)	0:13.76 [8] (0:13.76)
Average Speed [km/h]	49.5	48.7	49.9	48.5	47.5	48.1	51.5	51.4	52.7	52.5
Top Speed [km/h]	50.8	50.1	50.9	49.5	49.6	49.4	52.7	51.9	54.4	54.5
Avg. Dist. to Rail [m]	6.7	4.6	3.0	5.6	4.0	3.3	3.6	2.8	4.8	11.3



[] Ranking at each section and finish
 -:-:- No data available at this section
 NA No data available

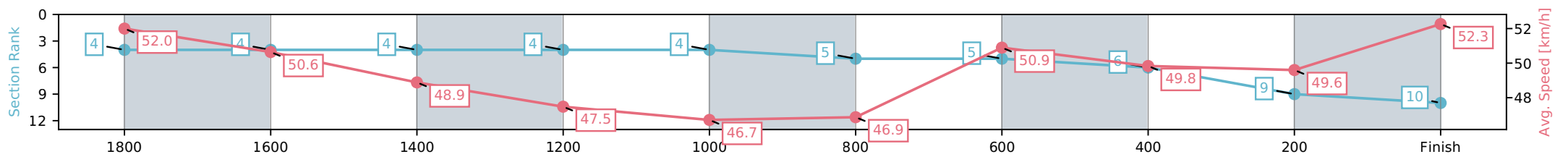
Horse/Jockey Name	Commander Joe/H V Douglas
Finish Rank	10
Fastest Section Time (Section)	0:13.84 (200-0)
Top Speed [km/h] (Section)	52.7 (200-0)
Race State	Finished



NZ Metropolitan Trotting Club Inc Harness
 Race 1: WOODLANDS STUD MOBILE PACE - 1980m
 15 May 2026 - 5:04PM
 Weather: Cloudy



Section	L1980	L1800	L1600	L1400	L1200	L1000	L800	L600	L400	L200
Section Times	2:24.60 (0:11.96)	2:12.64 [4] (0:14.39)	1:58.24 [4] (0:14.84)	1:43.40 [4] (0:15.16)	1:28.23 [4] (0:15.61)	1:12.63 [4] (0:15.49)	0:57.14 [5] (0:14.15)	0:42.99 [5] (0:14.54)	0:28.45 [6] (0:14.61)	0:13.84 [9] (0:13.84)
Average Speed [km/h]	52.0	50.6	48.9	47.5	46.7	46.9	50.9	49.8	49.6	52.3
Top Speed [km/h]	52.4	51.6	50.2	48.1	48.4	48.2	52.0	50.8	51.5	52.7
Avg. Dist. to Rail [m]	5.4	2.3	1.3	3.7	1.6	1.4	1.9	1.4	1.1	2.6



[] Ranking at each section and finish
 -:-:- No data available at this section
 NA No data available

Horse/Jockey Name	Prosperity/R D Close
Finish Rank	11
Fastest Section Time (Section)	0:13.73 (1800-1600)
Top Speed [km/h] (Section)	57.1 (1980 - 1800)
Race State	Finished



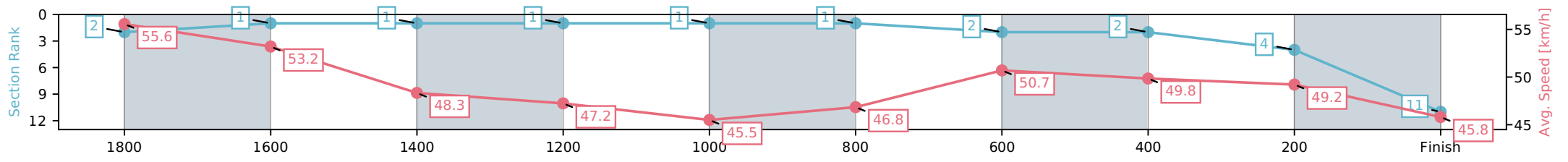
NZ Metropolitan Trotting Club Inc Harness
 Race 1: WOODLANDS STUD MOBILE PACE - 1980m



15 May 2026 - 5:04PM

Weather: Cloudy

Section	L1980	L1800	L1600	L1400	L1200	L1000	L800	L600	L400	L200
Section Times	2:26.02 (0:11.42)	2:14.60 [2] (0:13.73)	2:00.87 [1] (0:15.00)	1:45.88 [1] (0:15.24)	1:30.64 [1] (0:15.99)	1:14.64 [1] (0:15.48)	0:59.16 [1] (0:14.20)	0:44.97 [2] (0:14.55)	0:30.42 [2] (0:14.70)	0:15.72 [4] (0:15.72)
Average Speed [km/h]	55.6	53.2	48.3	47.2	45.5	46.8	50.7	49.8	49.2	45.8
Top Speed [km/h]	57.1	56.6	49.3	48.4	46.3	48.1	51.3	50.8	49.6	49.4
Avg. Dist. to Rail [m]	4.3	2.7	1.2	3.3	1.4	1.3	1.8	1.3	1.1	3.7



- [] Ranking at each section and finish
- :-:- No data available at this section
- NA No data available