



NZ Metropolitan Trotting Club Inc Harness
 Race 2: STORER MOTORS LTD MOBILE TROT - 1980m
 15 May 2026 - 5:39PM



Weather: Cloudy

Field Times (Race Tempo) 2:29.11 (0:11.92) 2:17.19 (0:14.79) 2:02.40 (0:15.28) 1:47.12 (0:15.44) 1:31.69 (0:15.58) 1:16.11 (0:16.30) 0:59.80 (0:14.99) 0:44.81 (0:15.52)

Rank	TAB#	Horse	Overall Time	First 400m	Top Speed km/h (Section)	L1980	L1800	L1600	L1400	L1200	L1000	L800	L600
	(BAR#)	Driver	Margin (DT-W)	Last 600m	Fastest Section (Time)	Start - 1800	1800 - 1600	1600 - 1400	1400 - 1200	1200 - 1000	1000 - 800	800 - 600	600 - 400
1	9	Dornish Hill	2:29.11	0:30.26	51.4 (1400-1200)	2:29.11	2:16.56 [7]	2:00.80 [8]	1:45.54 [8]	1:31.00 [4]	1:15.90 [2]	0:59.69 [2]	0:44.68 [2]
	(9)	B N Orange		0:44.68	1400-1200 (0:14.55)	(0:12.54)	(0:15.76)	(0:15.26)	(0:14.55)	(0:15.10)	(0:16.21)	(0:15.01)	(0:15.49)
2	5	New Mexico	2:29.22	0:28.72	53.2 (1980 - 1800)	2:29.22	2:17.30 [1]	2:02.51 [1]	1:47.24 [1]	1:31.80 [1]	1:16.22 [1]	0:59.91 [1]	0:44.92 [1]
	(5)	M J Williamson	0.6L (-15)	0:44.93	400-200 (0:14.63)	(0:11.92)	(0:14.79)	(0:15.28)	(0:15.44)	(0:15.58)	(0:16.30)	(0:14.99)	(0:15.52)
3	4	Neil William	2:30.62	0:29.18	52.0 (1980 - 1800)	2:30.62	2:18.51 [4]	2:03.48 [3]	1:48.30 [3]	1:32.84 [3]	1:17.26 [3]	1:00.96 [3]	0:45.91 [3]
	(4)	S M Payne	8.6L (-19)	0:45.90	400-200 (0:14.99)	(0:12.11)	(0:15.03)	(0:15.18)	(0:15.47)	(0:15.58)	(0:16.30)	(0:15.05)	(0:15.45)
4	3	Second Thoughts	2:30.70	0:30.06	50.3 (1980 - 1800)	2:30.70	2:17.93 [8]	2:02.52 [7]	1:47.53 [6]	1:32.22 [8]	1:16.53 [7]	1:00.28 [7]	0:45.14 [6]
	(3)	S J Tomlinson	9.1L (-10)	0:45.13	200-0 (0:14.74)	(0:12.77)	(0:15.41)	(0:14.99)	(0:15.31)	(0:15.69)	(0:16.25)	(0:15.14)	(0:15.41)
5	1	Georgia Trouble	2:31.52	0:29.59	51.2 (1980 - 1800)	2:31.52	2:19.16 [5]	2:03.93 [5]	1:48.80 [4]	1:33.38 [6]	1:17.72 [5]	1:01.46 [5]	0:46.34 [5]
	(1)	G D O'Reilly	13.8L (-16)	0:46.33	800-600 (0:15.13)	(0:12.36)	(0:15.23)	(0:15.13)	(0:15.42)	(0:15.67)	(0:16.25)	(0:15.13)	(0:15.38)
6	2	Danya	2:32.17	0:30.78	49.6 (1600-1400)	2:32.17	2:18.42 [9]	2:03.24 [9]	1:48.23 [9]	1:33.32 [9]	1:17.47 [9]	1:01.36 [9]	0:46.12 [9]
	(2)	R D Holmes	17.5L (-13)	0:46.12	1400-1200 (0:14.91)	(0:13.75)	(0:15.18)	(0:15.01)	(0:14.91)	(0:15.86)	(0:16.11)	(0:15.24)	(0:15.24)
7	7	Addi's Angel	2:32.53	0:29.95	50.6 (1980 - 1800)	2:32.53	2:20.04 [6]	2:04.56 [6]	1:49.27 [7]	1:34.06 [7]	1:18.24 [8]	1:01.93 [8]	0:46.48 [8]
	(7)	K V Hadfield	19.6L (-4)	0:46.48	1400-1200 (0:15.21)	(0:12.49)	(0:15.47)	(0:15.29)	(0:15.21)	(0:15.82)	(0:16.31)	(0:15.45)	(0:15.50)
8	8	Ellagator AI	2:35.32	0:28.98	52.8 (1980 - 1800)	2:35.32	2:23.34 [2]	2:08.43 [2]	1:53.03 [2]	1:37.64 [2]	1:21.80 [4]	1:05.51 [4]	0:50.34 [4]
	(8)	R J Butt	35.5L (-4)	0:50.34	1800-1600 (0:14.92)	(0:11.98)	(0:14.92)	(0:15.39)	(0:15.40)	(0:15.84)	(0:16.29)	(0:15.17)	(0:16.06)
9	6	Moonlight Gazer	2:35.50	0:29.68	52.6 (1980 - 1800)	2:35.50	2:23.42 [3]	2:07.91 [4]	1:52.56 [5]	1:37.38 [5]	1:21.55 [6]	1:05.27 [6]	0:49.79 [7]
	(6)	K G Cameron	36.5L (-5)	0:49.78	1400-1200 (0:15.18)	(0:12.08)	(0:15.50)	(0:15.35)	(0:15.18)	(0:15.83)	(0:16.29)	(0:15.48)	(0:16.34)

Scratched: Hundy Yard (#10), Bullet (#11)

Report Created: Fri 15 May 2026

(Note: Races are conducted over an approximate distance as close as possible to the advertised distance, and recorded data may vary accordingly. Official times refer to race times only and do not include handicap times.)

[] Position in running at each section and finish
 -:--:-- No data available at this section
 NA No data available
 DNT Did not track

TAB# Saddle cloth number
 BAR# Barrier/Gate Position
 DNF Did not finish
 DT-W Distance travelled compared to winner in metres

Fastest split
 Fastest section

data processed by TRIPLESDATA



NZ Metropolitan Trotting Club Inc Harness
 Race 2: STORER MOTORS LTD MOBILE TROT - 1980m
 15 May 2026 - 5:39PM



Weather: Cloudy

Field Times 0:29.30 0:14.67
 (Race Tempo) (0:14.63) (0:14.67)

Rank	TAB#	Horse	Overall Time	First 400m	Top Speed km/h (Section)	L400	L200						
	(BAR#)	Driver	Margin (DT-W)	Last 600m	Fastest Section (Time)	400 - 200	200 - Finish						
1	9	Dornish Hill	2:29.11	0:30.26	51.4 (1400-1200)	0:29.20 [2]	0:14.59 [2]						
	(9)	B N Orange		0:44.68	1400-1200 (0:14.55)	(0:14.60)	(0:14.59)						
2	5	New Mexico	2:29.22	0:28.72	53.2 (1980 - 1800)	0:29.41 [1]	0:14.78 [1]						
	(5)	M J Williamson	0.6L (-15)	0:44.93	400-200 (0:14.63)	(0:14.63)	(0:14.78)						
3	4	Neil William	2:30.62	0:29.18	52.0 (1980 - 1800)	0:30.45 [3]	0:15.46 [3]						
	(4)	S M Payne	8.6L (-19)	0:45.90	400-200 (0:14.99)	(0:14.99)	(0:15.46)						
4	3	Second Thoughts	2:30.70	0:30.06	50.3 (1980 - 1800)	0:29.73 [5]	0:14.74 [5]						
	(3)	S J Tomlinson	9.1L (-10)	0:45.13	200-0 (0:14.74)	(0:14.98)	(0:14.74)						
5	1	Georgia Trouble	2:31.52	0:29.59	51.2 (1980 - 1800)	0:30.95 [4]	0:15.73 [4]						
	(1)	G D O'Reilly	13.8L (-16)	0:46.33	800-600 (0:15.13)	(0:15.22)	(0:15.73)						
6	2	Danya	2:32.17	0:30.78	49.6 (1600-1400)	0:30.88 [7]	0:15.60 [6]						
	(2)	R D Holmes	17.5L (-13)	0:46.12	1400-1200 (0:14.91)	(0:15.28)	(0:15.60)						
7	7	Addi's Angel	2:32.53	0:29.95	50.6 (1980 - 1800)	0:30.98 [8]	0:15.53 [7]						
	(7)	K V Hadfield	19.6L (-4)	0:46.48	1400-1200 (0:15.21)	(0:15.45)	(0:15.53)						
8	8	Ellagator Al	2:35.32	0:28.98	52.8 (1980 - 1800)	0:34.28 [6]	0:17.78 [8]						
	(8)	R J Butt	35.5L (-4)	0:50.34	1800-1600 (0:14.92)	(0:16.50)	(0:17.78)						
9	6	Moonlight Gazer	2:35.50	0:29.68	52.6 (1980 - 1800)	0:33.45 [9]	0:16.94 [9]						
	(6)	K G Cameron	36.5L (-5)	0:49.78	1400-1200 (0:15.18)	(0:16.50)	(0:16.94)						

Scratched: Hundy Yard (#10), Bullet (#11)

Report Created: Fri 15 May 2026

(Note: Races are conducted over an approximate distance as close as possible to the advertised distance, and recorded data may vary accordingly. Official times refer to race times only and do not include handicap times.)

[] Position in running at each section and finish TAB# Saddle cloth number
 -:-:- No data available at this section BAR# Barrier/Gate Position
 NA No data available DNF Did not finish
 DNT Did not track DT-W Distance travelled compared to winner in metres

Fastest split
 Fastest section

data processed by  **TRIPLES DATA**

Horse/Jockey Name	Dornish Hill/B N Orange
Finish Rank	1
Fastest Section Time (Section)	0:14.55 (1400-1200)
Top Speed [km/h] (Section)	51.4 (1400-1200)
Race State	Finished



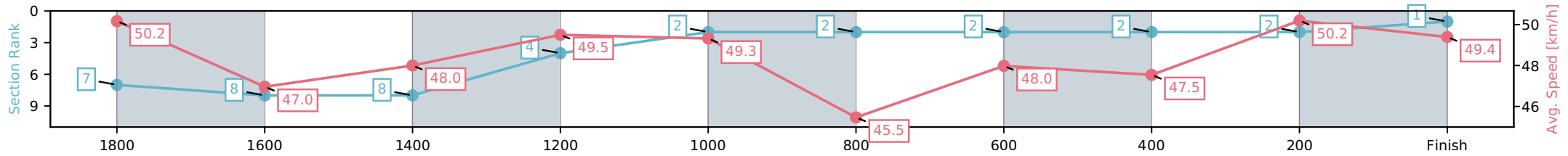
NZ Metropolitan Trotting Club Inc Harness
 Race 2: STORER MOTORS LTD MOBILE TROT - 1980m



15 May 2026 - 5:39PM

Weather: Cloudy

Section	L1980	L1800	L1600	L1400	L1200	L1000	L800	L600	L400	L200
Section Times	2:29.11 (0:12.54)	2:16.56 [7] (0:15.76)	2:00.80 [8] (0:15.26)	1:45.54 [8] (0:14.55)	1:31.00 [4] (0:15.10)	1:15.90 [2] (0:16.21)	0:59.69 [2] (0:15.01)	0:44.68 [2] (0:15.49)	0:29.20 [2] (0:14.60)	0:14.59 [2] (0:14.59)
Average Speed [km/h]	50.2	47.0	48.0	49.5	49.3	45.5	48.0	47.5	50.2	49.4
Top Speed [km/h]	50.6	48.9	49.2	51.4	50.8	47.6	48.8	48.8	51.1	51.1
Avg. Dist. to Rail [m]	14.5	5.5	2.4	5.6	4.3	3.2	4.2	3.3	2.9	5.4



- [] Ranking at each section and finish
- :-:- No data available at this section
- NA No data available

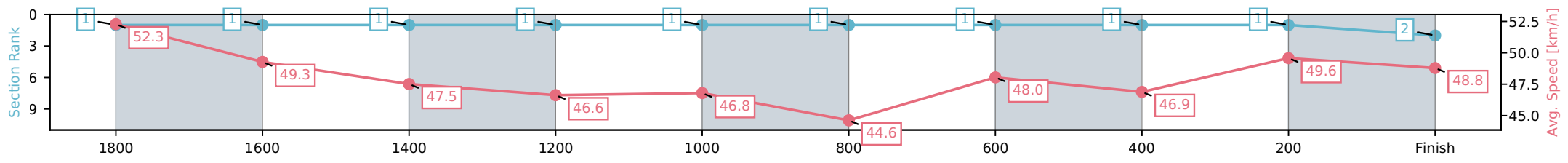
Horse/Jockey Name	New Mexico/M J Williamson
Finish Rank	2
Fastest Section Time (Section)	0:14.63 (400-200)
Top Speed [km/h] (Section)	53.2 (1980 - 1800)
Race State	Finished



NZ Metropolitan Trotting Club Inc Harness
 Race 2: STORER MOTORS LTD MOBILE TROT - 1980m
 15 May 2026 - 5:39PM
 Weather: Cloudy



Section	L1980	L1800	L1600	L1400	L1200	L1000	L800	L600	L400	L200
Section Times	2:29.22 (0:11.92)	2:17.30 [1] (0:14.79)	2:02.51 [1] (0:15.28)	1:47.24 [1] (0:15.44)	1:31.80 [1] (0:15.58)	1:16.22 [1] (0:16.30)	0:59.91 [1] (0:14.99)	0:44.92 [1] (0:15.52)	0:29.41 [1] (0:14.63)	0:14.78 [1] (0:14.78)
Average Speed [km/h]	52.3	49.3	47.5	46.6	46.8	44.6	48.0	46.9	49.6	48.8
Top Speed [km/h]	53.2	52.1	48.7	47.8	47.1	47.2	49.6	48.2	50.1	49.9
Avg. Dist. to Rail [m]	7.2	2.7	1.3	2.6	1.6	1.5	2.1	1.6	1.4	3.6



[] Ranking at each section and finish
 -:-:- No data available at this section
 NA No data available

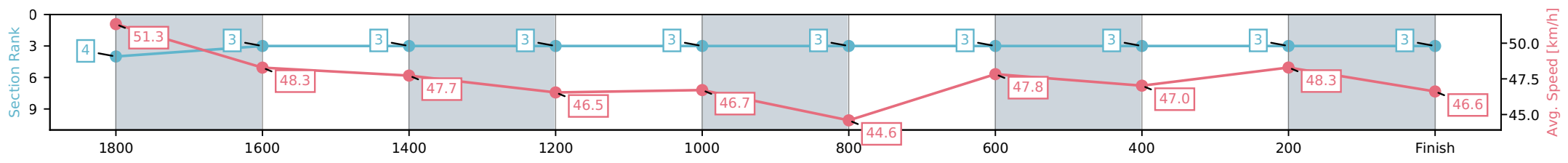
Horse/Jockey Name	Neil William/S M Payne
Finish Rank	3
Fastest Section Time (Section)	0:14.99 (400-200)
Top Speed [km/h] (Section)	52.0 (1980 - 1800)
Race State	Finished



NZ Metropolitan Trotting Club Inc Harness
 Race 2: STORER MOTORS LTD MOBILE TROT - 1980m
 15 May 2026 - 5:39PM
 Weather: Cloudy



Section	L1980	L1800	L1600	L1400	L1200	L1000	L800	L600	L400	L200
Section Times	2:30.62 (0:12.11)	2:18.51 [4] (0:15.03)	2:03.48 [3] (0:15.18)	1:48.30 [3] (0:15.47)	1:32.84 [3] (0:15.58)	1:17.26 [3] (0:16.30)	1:00.96 [3] (0:15.05)	0:45.91 [3] (0:15.45)	0:30.45 [3] (0:14.99)	0:15.46 [3] (0:15.46)
Average Speed [km/h]	51.3	48.3	47.7	46.5	46.7	44.6	47.8	47.0	48.3	46.6
Top Speed [km/h]	52.0	50.2	48.5	47.7	47.5	47.4	48.9	47.6	48.5	48.3
Avg. Dist. to Rail [m]	5.1	1.8	1.0	2.6	1.4	1.4	2.3	1.5	1.2	4.0



[] Ranking at each section and finish
 -:-:- No data available at this section
 NA No data available

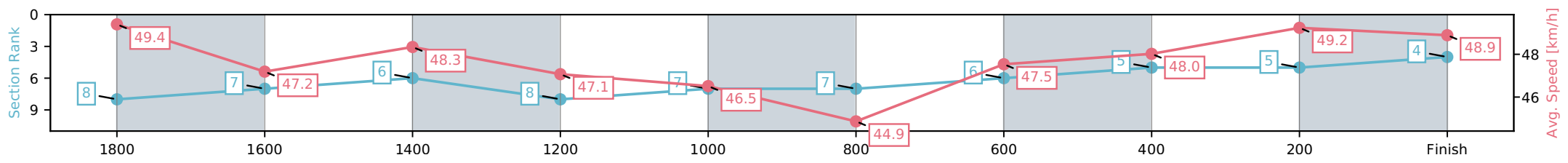
Horse/Jockey Name	Second Thoughts/S J Tomlinson
Finish Rank	4
Fastest Section Time (Section)	0:14.74 (200-0)
Top Speed [km/h] (Section)	50.3 (1980 - 1800)
Race State	Finished



NZ Metropolitan Trotting Club Inc Harness
 Race 2: STORER MOTORS LTD MOBILE TROT - 1980m
 15 May 2026 - 5:39PM
 Weather: Cloudy



Section	L1980	L1800	L1600	L1400	L1200	L1000	L800	L600	L400	L200
Section Times	2:30.70 (0:12.77)	2:17.93 [8] (0:15.41)	2:02.52 [7] (0:14.99)	1:47.53 [6] (0:15.31)	1:32.22 [8] (0:15.69)	1:16.53 [7] (0:16.25)	1:00.28 [7] (0:15.14)	0:45.14 [6] (0:15.41)	0:29.73 [5] (0:14.98)	0:14.74 [5] (0:14.74)
Average Speed [km/h]	49.4	47.2	48.3	47.1	46.5	44.9	47.5	48.0	49.2	48.9
Top Speed [km/h]	50.3	48.0	48.9	48.7	47.6	48.0	49.3	49.3	49.9	50.0
Avg. Dist. to Rail [m]	5.0	2.0	1.1	2.8	1.7	1.6	2.2	3.6	3.6	6.3



[] Ranking at each section and finish
 -:-:- No data available at this section
 NA No data available

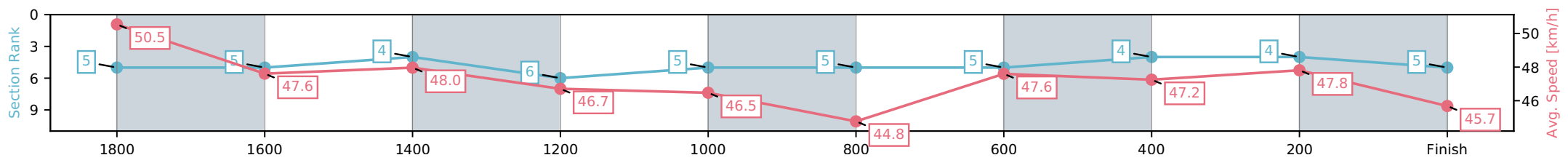
Horse/Jockey Name	Georgia Trouble/G D O'Reilly
Finish Rank	5
Fastest Section Time (Section)	0:15.13 (800-600)
Top Speed [km/h] (Section)	51.2 (1980 - 1800)
Race State	Finished



NZ Metropolitan Trotting Club Inc Harness
 Race 2: STORER MOTORS LTD MOBILE TROT - 1980m
 15 May 2026 - 5:39PM
 Weather: Cloudy



Section	L1980	L1800	L1600	L1400	L1200	L1000	L800	L600	L400	L200
Section Times	2:31.52 (0:12.36)	2:19.16 [5] (0:15.23)	2:03.93 [5] (0:15.13)	1:48.80 [4] (0:15.42)	1:33.38 [6] (0:15.67)	1:17.72 [5] (0:16.25)	1:01.46 [5] (0:15.13)	0:46.34 [5] (0:15.38)	0:30.95 [4] (0:15.22)	0:15.73 [4] (0:15.73)
Average Speed [km/h]	50.5	47.6	48.0	46.7	46.5	44.8	47.6	47.2	47.8	45.7
Top Speed [km/h]	51.2	48.9	48.6	47.5	47.6	47.6	49.1	48.6	48.4	48.3
Avg. Dist. to Rail [m]	2.5	1.4	1.3	3.0	1.4	1.5	2.3	1.5	1.7	2.6



[] Ranking at each section and finish
 -:-:- No data available at this section
 NA No data available

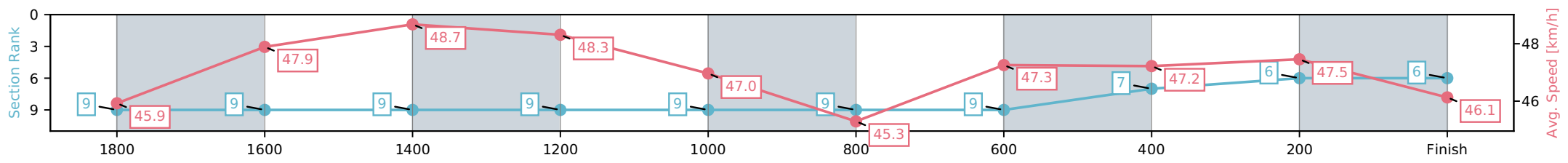
Horse/Jockey Name	Danya/R D Holmes
Finish Rank	6
Fastest Section Time (Section)	0:14.91 (1400-1200)
Top Speed [km/h] (Section)	49.6 (1600-1400)
Race State	Finished



NZ Metropolitan Trotting Club Inc Harness
 Race 2: STORER MOTORS LTD MOBILE TROT - 1980m
 15 May 2026 - 5:39PM
 Weather: Cloudy



Section	L1980	L1800	L1600	L1400	L1200	L1000	L800	L600	L400	L200
Section Times	2:32.17 (0:13.75)	2:18.42 [9] (0:15.18)	2:03.24 [9] (0:15.01)	1:48.23 [9] (0:14.91)	1:33.32 [9] (0:15.86)	1:17.47 [9] (0:16.11)	1:01.36 [9] (0:15.24)	0:46.12 [9] (0:15.24)	0:30.88 [7] (0:15.28)	0:15.60 [6] (0:15.60)
Average Speed [km/h]	45.9	47.9	48.7	48.3	47.0	45.3	47.3	47.2	47.5	46.1
Top Speed [km/h]	49.2	48.6	49.6	49.5	47.7	47.1	48.0	48.4	47.9	47.8
Avg. Dist. to Rail [m]	3.3	2.0	2.2	5.5	4.1	2.1	0.4	0.3	1.3	3.4



[] Ranking at each section and finish
 -:-:- No data available at this section
 NA No data available

Horse/Jockey Name	Addi's Angel/K V Hadfield
Finish Rank	7
Fastest Section Time (Section)	0:15.21 (1400-1200)
Top Speed [km/h] (Section)	50.6 (1980 - 1800)
Race State	Finished



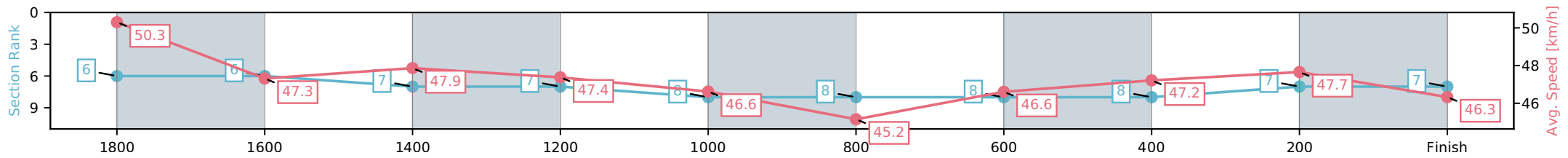
NZ Metropolitan Trotting Club Inc Harness
 Race 2: STORER MOTORS LTD MOBILE TROT - 1980m



15 May 2026 - 5:39PM

Weather: Cloudy

Section	L1980	L1800	L1600	L1400	L1200	L1000	L800	L600	L400	L200
Section Times	2:32.53 (0:12.49)	2:20.04 [6] (0:15.47)	2:04.56 [6] (0:15.29)	1:49.27 [7] (0:15.21)	1:34.06 [7] (0:15.82)	1:18.24 [8] (0:16.31)	1:01.93 [8] (0:15.45)	0:46.48 [8] (0:15.50)	0:30.98 [8] (0:15.45)	0:15.53 [7] (0:15.53)
Average Speed [km/h]	50.3	47.3	47.9	47.4	46.6	45.2	46.6	47.2	47.7	46.3
Top Speed [km/h]	50.6	49.5	48.8	48.2	46.8	46.7	47.7	48.0	48.1	48.1
Avg. Dist. to Rail [m]	10.0	3.1	2.4	4.3	2.9	3.1	3.6	2.3	3.4	3.8



- [] Ranking at each section and finish
- :-:- No data available at this section
- NA No data available

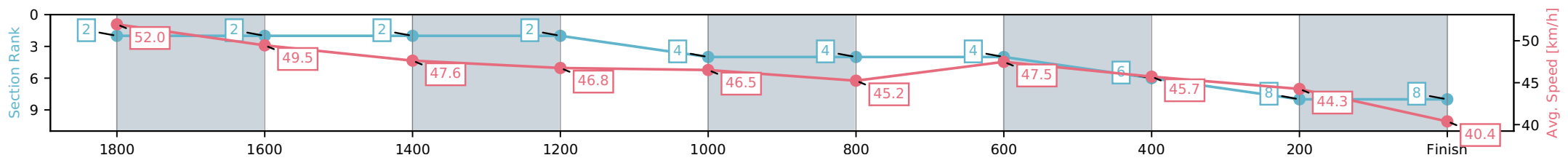
Horse/Jockey Name	Ellagator AI/R J Butt
Finish Rank	8
Fastest Section Time (Section)	0:14.92 (1800-1600)
Top Speed [km/h] (Section)	52.8 (1980 - 1800)
Race State	Finished



NZ Metropolitan Trotting Club Inc Harness
 Race 2: STORER MOTORS LTD MOBILE TROT - 1980m
 15 May 2026 - 5:39PM
 Weather: Cloudy



Section	L1980	L1800	L1600	L1400	L1200	L1000	L800	L600	L400	L200
Section Times	2:35.32 (0:11.98)	2:23.34 [2] (0:14.92)	2:08.43 [2] (0:15.39)	1:53.03 [2] (0:15.40)	1:37.64 [2] (0:15.84)	1:21.80 [4] (0:16.29)	1:05.51 [4] (0:15.17)	0:50.34 [4] (0:16.06)	0:34.28 [6] (0:16.50)	0:17.78 [8] (0:17.78)
Average Speed [km/h]	52.0	49.5	47.6	46.8	46.5	45.2	47.5	45.7	44.3	40.4
Top Speed [km/h]	52.8	51.4	48.5	48.2	47.0	46.6	48.3	46.7	45.3	43.6
Avg. Dist. to Rail [m]	12.1	4.9	2.5	4.1	2.9	3.2	3.9	2.9	2.2	3.1



[] Ranking at each section and finish
 -:-:- No data available at this section
 NA No data available

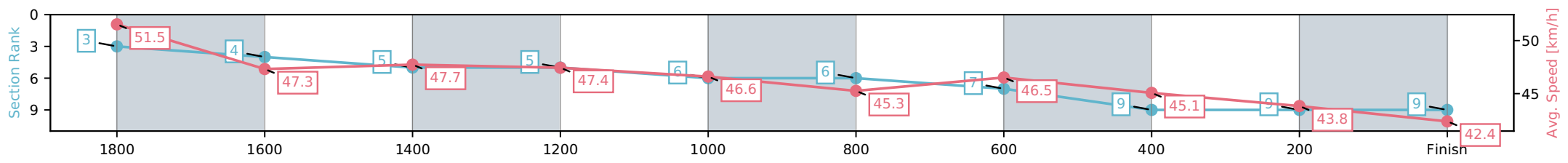
Horse/Jockey Name	Moonlight Gazer/K G Cameron
Finish Rank	9
Fastest Section Time (Section)	0:15.18 (1400-1200)
Top Speed [km/h] (Section)	52.6 (1980 - 1800)
Race State	Finished



NZ Metropolitan Trotting Club Inc Harness
 Race 2: STORER MOTORS LTD MOBILE TROT - 1980m
 15 May 2026 - 5:39PM
 Weather: Cloudy



Section	L1980	L1800	L1600	L1400	L1200	L1000	L800	L600	L400	L200
Section Times	2:35.50 (0:12.08)	2:23.42 [3] (0:15.50)	2:07.91 [4] (0:15.35)	1:52.56 [5] (0:15.18)	1:37.38 [5] (0:15.83)	1:21.55 [6] (0:16.29)	1:05.27 [6] (0:15.48)	0:49.79 [7] (0:16.34)	0:33.45 [9] (0:16.50)	0:16.94 [9] (0:16.94)
Average Speed [km/h]	51.5	47.3	47.7	47.4	46.6	45.3	46.5	45.1	43.8	42.4
Top Speed [km/h]	52.6	49.6	48.2	48.4	46.9	47.4	47.4	46.4	45.1	43.9
Avg. Dist. to Rail [m]	9.2	3.7	2.5	4.5	3.0	3.2	4.1	3.2	0.9	1.2



- [] Ranking at each section and finish
- :-:- No data available at this section
- NA No data available