



NZ Metropolitan Trotting Club Inc Harness

Race 3: OLIVER RYAN & FAMILY CANTERBURY PLAINS FINAL (MOB PACE) - 2600m

15 May 2026 - 6:13PM

Weather: Cloudy



Field Times	3:13.98	3:01.64	2:47.10	2:31.09	2:14.83	1:58.34	1:42.66	1:27.54
(Race Tempo)	(0:12.34)	(0:14.54)	(0:16.01)	(0:16.26)	(0:16.49)	(0:15.68)	(0:15.12)	(0:15.03)

Rank	TAB#	Horse	Overall Time	First 400m	Top Speed km/h (Section)	L2600	L2400	L2200	L2000	L1800	L1600	L1400	L1200
	(BAR#)	Driver	Margin (DT-W)	Last 600m	Fastest Section (Time)	Start - 2400	2400 - 2200	2200 - 2000	2000 - 1800	1800 - 1600	1600 - 1400	1400 - 1200	1200 - 1000
1	2	Betterwithbling	3:13.98	0:27.35	53.4 (2600 - 2400)	3:13.98	3:01.14 [4]	2:46.63 [3]	2:30.71 [2]	2:14.48 [2]	1:58.00 [2]	1:42.34 [2]	1:27.21 [3]
	(2)	John R Dunn		0:43.16	2600 - 2400 (0:12.84)	(0:12.84)	(0:14.51)	(0:15.92)	(0:16.24)	(0:16.48)	(0:15.66)	(0:15.13)	(0:15.02)
2	5	Lasa	3:14.00	0:26.88	56.8 (2600 - 2400)	3:14.00	3:01.66 [1]	2:47.12 [1]	2:31.11 [1]	2:14.85 [1]	1:58.36 [1]	1:42.68 [1]	1:27.56 [1]
	(5)	C J Dalgety	0.1L (-1)	0:43.52	2600 - 2400 (0:12.34)	(0:12.34)	(0:14.54)	(0:16.01)	(0:16.26)	(0:16.49)	(0:15.68)	(0:15.12)	(0:15.03)
3	4	Always Bee Gee	3:15.27	0:27.60	54.8 (2600 - 2400)	3:15.27	3:02.61 [2]	2:47.67 [4]	2:31.56 [5]	2:15.25 [5]	1:58.79 [5]	1:43.16 [5]	1:28.24 [4]
	(4)	S J Thornley	7.4L (+26)	0:44.11	2600 - 2400 (0:12.66)	(0:12.66)	(0:14.94)	(0:16.11)	(0:16.31)	(0:16.46)	(0:15.64)	(0:14.92)	(0:15.06)
4	15	Jukebox Gypsy	3:15.27	0:29.86	53.6 (200-0)	3:15.27	3:01.29 [12]	2:45.41 [13]	2:29.03 [13]	2:12.93 [14]	1:56.48 [14]	1:41.05 [14]	1:26.94 [14]
	(15)	S E O'Reilly	7.4L (+42)	0:43.46	200-0 (0:13.62)	(0:13.98)	(0:15.88)	(0:16.38)	(0:16.10)	(0:16.45)	(0:15.43)	(0:14.12)	(0:14.55)
5	9	Radioactive Jaffa	3:15.29	0:29.72	53.6 (200-0)	3:15.29	3:01.01 [13]	2:45.56 [12]	2:29.41 [12]	2:13.28 [13]	1:56.83 [13]	1:41.36 [13]	1:27.26 [12]
	(9)	R T May	7.5L (+36)	0:43.73	200-0 (0:13.73)	(0:14.28)	(0:15.44)	(0:16.16)	(0:16.12)	(0:16.45)	(0:15.46)	(0:14.10)	(0:14.56)
6	12	Hugo	3:15.36	0:28.24	53.5 (2600 - 2400)	3:15.36	3:02.09 [7]	2:47.12 [8]	2:30.97 [8]	2:14.69 [8]	1:58.20 [8]	1:42.65 [9]	1:27.70 [9]
	(12)	R D Close	7.9L (+26)	0:43.60	2600 - 2400 (0:13.27)	(0:13.27)	(0:14.97)	(0:16.15)	(0:16.28)	(0:16.49)	(0:15.55)	(0:14.96)	(0:15.02)
7	13	Enya Franco	3:15.42	0:28.09	52.6 (2600 - 2400)	3:15.42	3:01.85 [8]	2:47.33 [7]	2:31.42 [6]	2:15.22 [6]	1:58.77 [6]	1:43.12 [6]	1:28.02 [7]
	(13)	W J House	8.2L (+5)	0:43.92	2600 - 2400 (0:13.57)	(0:13.57)	(0:14.52)	(0:15.91)	(0:16.20)	(0:16.45)	(0:15.65)	(0:15.10)	(0:15.03)
8	14	Stubing	3:15.85	0:28.58	51.6 (2400-2200)	3:15.85	3:02.19 [10]	2:47.27 [9]	2:31.20 [9]	2:14.84 [9]	1:58.51 [10]	1:42.78 [10]	1:27.84 [11]
	(14)	S J Ottley	10.7L (+6)	0:43.75	2600 - 2400 (0:13.66)	(0:13.66)	(0:14.92)	(0:16.07)	(0:16.36)	(0:16.34)	(0:15.73)	(0:14.94)	(0:15.03)
9	6	Hes Santas Excuse	3:15.87	0:27.24	54.3 (2400-2200)	3:15.87	3:03.13 [3]	2:48.63 [2]	2:32.48 [3]	2:16.19 [3]	1:59.72 [3]	1:44.10 [3]	1:29.17 [2]
	(6)	M J Williamson	10.8L (+23)	0:45.02	2600 - 2400 (0:12.74)	(0:12.74)	(0:14.50)	(0:16.15)	(0:16.29)	(0:16.47)	(0:15.62)	(0:14.93)	(0:15.07)
10	7	Heaven Forbid	3:16.00	0:28.96	53.7 (200-0)	3:16.00	3:02.37 [9]	2:47.04 [10]	2:30.91 [10]	2:14.67 [10]	1:58.23 [11]	1:42.52 [12]	1:27.67 [13]
	(7)	R E Cameron	11.5L (+41)	0:43.91	2600 - 2400 (0:13.63)	(0:13.63)	(0:15.33)	(0:16.13)	(0:16.24)	(0:16.44)	(0:15.71)	(0:14.85)	(0:14.81)

Scratched: Motor Mouth (#1)

Report Created: Fri 15 May 2026

(Note: Races are conducted over an approximate distance as close as possible to the advertised distance, and recorded data may vary accordingly. Official times refer to race times only and do not include handicap times.)

[] Position in running at each section and finish
 TAB# Saddle cloth number
 -:-- No data available at this section
 NA No data available
 DNT Did not track

BAR# Barrier/Gate Position
 DNF Did not finish
 DT-W Distance travelled compared to winner in metres

Fastest split
 Fastest section

data processed by TRIPLESDATA



NZ Metropolitan Trotting Club Inc Harness
 Race 3: OLIVER RYAN & FAMILY CANTERBURY PLAINS FINAL (MOB PACE) - 2600m
 15 May 2026 - 6:13PM



Weather: Cloudy

Field Times (Race Tempo) 3:13.98 (0:12.34) 3:01.64 (0:14.54) 2:47.10 (0:16.01) 2:31.09 (0:16.26) 2:14.83 (0:16.49) 1:58.34 (0:15.68) 1:42.66 (0:15.12) 1:27.54 (0:15.03)

Rank	TAB#	Horse	Overall Time	First 400m	Top Speed km/h (Section)	L2600	L2400	L2200	L2000	L1800	L1600	L1400	L1200
	(BAR#)	Driver	Margin (DT-W)	Last 600m	Fastest Section (Time)	Start - 2400	2400 - 2200	2200 - 2000	2000 - 1800	1800 - 1600	1600 - 1400	1400 - 1200	1200 - 1000
11	11	Belmont Valor	3:16.16	0:32.09	51.6 (2600 - 2400)	3:16.16	2:58.68 [14]	2:44.07 [14]	2:29.11 [14]	2:14.25 [12]	1:58.95 [9]	1:43.56 [8]	1:28.47 [10]
	(11)	G N Thornley	12.4L (+2)	0:44.37	800-600 (0:14.50)	(0:17.48)	(0:14.61)	(0:14.96)	(0:14.87)	(0:15.29)	(0:15.40)	(0:15.09)	(0:15.03)
12	3	Interrigator	3:16.25	0:27.92	53.4 (2600 - 2400)	3:16.25	3:03.28 [5]	2:48.33 [6]	2:32.20 [7]	2:15.89 [7]	1:59.42 [7]	1:43.83 [7]	1:28.88 [6]
	(3)	T M Williams	13.0L (+28)	0:44.79	2600 - 2400 (0:12.97)	(0:12.97)	(0:14.95)	(0:16.13)	(0:16.31)	(0:16.47)	(0:15.59)	(0:14.95)	(0:15.02)
13	10	Buddy Reign	3:16.26	0:27.74	53.6 (2600 - 2400)	3:16.26	3:03.06 [6]	2:48.51 [5]	2:32.61 [4]	2:16.42 [4]	1:59.93 [4]	1:44.28 [4]	1:29.18 [5]
	(10)	K G Cameron	13.1L (-1)	0:45.05	2600 - 2400 (0:13.20)	(0:13.20)	(0:14.54)	(0:15.90)	(0:16.20)	(0:16.48)	(0:15.65)	(0:15.11)	(0:15.04)
14	8	Cheeky Red	3:16.74	0:29.29	52.0 (1000-800)	3:16.74	3:02.94 [11]	2:47.44 [11]	2:31.34 [11]	2:15.09 [11]	1:58.82 [12]	1:43.37 [11]	1:29.10 [8]
	(8)	T S Chmiel	15.8L (+29)	0:45.56	2600 - 2400 (0:13.80)	(0:13.80)	(0:15.49)	(0:16.10)	(0:16.25)	(0:16.27)	(0:15.45)	(0:14.27)	(0:14.65)

Scratched: Motor Mouth (#1)

Report Created: Fri 15 May 2026

(Note: Races are conducted over an approximate distance as close as possible to the advertised distance, and recorded data may vary accordingly. Official times refer to race times only and do not include handicap times.)

[] Position in running at each section and finish
 TAB# Saddle cloth number
 -:-:- No data available at this section
 BAR# Barrier/Gate Position
 NA No data available
 DNF Did not finish
 DNT Did not track
 DT-W Distance travelled compared to winner in metres

Fastest split
 Fastest section

data processed by TRIPLES DATA



NZ Metropolitan Trotting Club Inc Harness

Race 3: OLIVER RYAN & FAMILY CANTERBURY PLAINS FINAL (MOB PACE) - 2600m

15 May 2026 - 6:13PM

Weather: Cloudy



Field Times	1:12.51	0:57.97	0:43.51	0:28.76	0:14.24
(Race Tempo)	(0:14.54)	(0:14.47)	(0:14.75)	(0:14.51)	(0:14.24)

Rank	TAB#	Horse	Overall Time	First 400m	Top Speed km/h (Section)	L1000	L800	L600	L400	L200			
	(BAR#)	Driver	Margin (DT-W)	Last 600m	Fastest Section (Time)	1000 - 800	800 - 600	600 - 400	400 - 200	200 - Finish			
1	2	Betterwithbling	3:13.98	0:27.35	53.4 (2600 - 2400)	1:12.19 [3]	0:57.62 [3]	0:43.16 [2]	0:28.25 [2]	0:13.86 [2]			
	(2)	John R Dunn		0:43.16	2600 - 2400 (0:12.84)	(0:14.57)	(0:14.47)	(0:14.91)	(0:14.39)	(0:13.86)			
2	5	Lasa	3:14.00	0:26.88	56.8 (2600 - 2400)	1:12.53 [1]	0:57.99 [1]	0:43.53 [1]	0:28.78 [1]	0:14.26 [1]			
	(5)	C J Dalgety	0.1L (-1)	0:43.52	2600 - 2400 (0:12.34)	(0:14.54)	(0:14.47)	(0:14.75)	(0:14.51)	(0:14.26)			
3	4	Always Bee Gee	3:15.27	0:27.60	54.8 (2600 - 2400)	1:13.18 [4]	0:58.68 [4]	0:44.11 [4]	0:29.20 [4]	0:14.60 [3]			
	(4)	S J Thornley	7.4L (+26)	0:44.11	2600 - 2400 (0:12.66)	(0:14.50)	(0:14.57)	(0:14.91)	(0:14.60)	(0:14.60)			
4	15	Jukebox Gypsy	3:15.27	0:29.86	53.6 (200-0)	1:12.38 [12]	0:57.92 [12]	0:43.46 [12]	0:28.23 [13]	0:13.62 [12]			
	(15)	S E O'Reilly	7.4L (+42)	0:43.46	200-0 (0:13.62)	(0:14.47)	(0:14.46)	(0:15.23)	(0:14.61)	(0:13.62)			
5	9	Radioactive Jaffa	3:15.29	0:29.72	53.6 (200-0)	1:12.70 [9]	0:58.20 [9]	0:43.73 [9]	0:28.33 [12]	0:13.73 [11]			
	(9)	R T May	7.5L (+36)	0:43.73	200-0 (0:13.73)	(0:14.50)	(0:14.46)	(0:15.40)	(0:14.60)	(0:13.73)			
6	12	Hugo	3:15.36	0:28.24	53.5 (2600 - 2400)	1:12.67 [10]	0:58.19 [10]	0:43.60 [10]	0:28.78 [9]	0:14.09 [7]			
	(12)	R D Close	7.9L (+26)	0:43.60	2600 - 2400 (0:13.27)	(0:14.48)	(0:14.60)	(0:14.81)	(0:14.70)	(0:14.09)			
7	13	Enya Franco	3:15.42	0:28.09	52.6 (2600 - 2400)	1:12.99 [8]	0:58.41 [8]	0:43.93 [8]	0:29.01 [6]	0:14.40 [5]			
	(13)	W J House	8.2L (+5)	0:43.92	2600 - 2400 (0:13.57)	(0:14.57)	(0:14.48)	(0:14.92)	(0:14.60)	(0:14.40)			
8	14	Stubing	3:15.85	0:28.58	51.6 (2400-2200)	1:12.81 [13]	0:58.26 [13]	0:43.75 [14]	0:28.95 [11]	0:14.39 [10]			
	(14)	S J Ottley	10.7L (+6)	0:43.75	2600 - 2400 (0:13.66)	(0:14.56)	(0:14.51)	(0:14.80)	(0:14.56)	(0:14.39)			
9	6	Hes Santas Excuse	3:15.87	0:27.24	54.3 (2400-2200)	1:14.10 [2]	0:59.60 [2]	0:45.02 [3]	0:29.95 [3]	0:15.05 [4]			
	(6)	M J Williamson	10.8L (+23)	0:45.02	2600 - 2400 (0:12.74)	(0:14.50)	(0:14.58)	(0:15.07)	(0:14.90)	(0:15.05)			
10	7	Heaven Forbid	3:16.00	0:28.96	53.7 (200-0)	1:12.86 [14]	0:58.37 [14]	0:43.90 [13]	0:28.63 [14]	0:13.97 [14]			
	(7)	R E Cameron	11.5L (+41)	0:43.91	2600 - 2400 (0:13.63)	(0:14.49)	(0:14.47)	(0:15.28)	(0:14.66)	(0:13.97)			

Scratched: Motor Mouth (#1)

Report Created: Fri 15 May 2026

(Note: Races are conducted over an approximate distance as close as possible to the advertised distance, and recorded data may vary accordingly. Official times refer to race times only and do not include handicap times.)

[] Position in running at each section and finish
 TAB# Saddle cloth number
 -:-- No data available at this section
 NA No data available
 DNT Did not track

BAR# Barrier/Gate Position
 DNF Did not finish
 DT-W Distance travelled compared to winner in metres

Fastest split
 Fastest section

data processed by TRIPLES DATA

Horse/Jockey Name	Betterwithbling/John R Dunn
Finish Rank	1
Fastest Section Time (Section)	0:12.84 (2600 - 2400)
Top Speed [km/h] (Section)	53.4 (2600 - 2400)
Race State	Finished



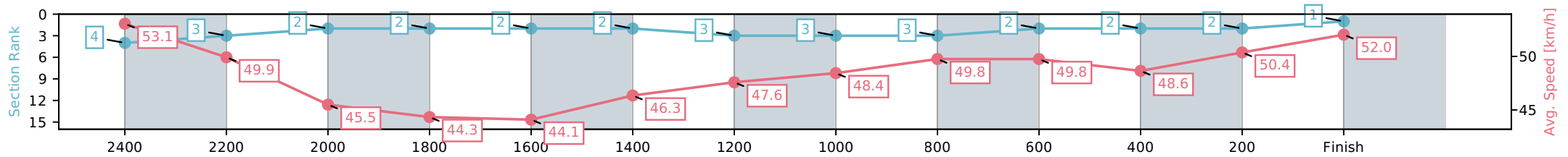
NZ Metropolitan Trotting Club Inc Harness
 Race 3: OLIVER RYAN & FAMILY CANTERBURY PLAINS
 FINAL (MOB PACE) - 2600m



15 May 2026 - 6:13PM

Weather: Cloudy

Section	L2600	L2400	L2200	L2000	L1800	L1600	L1400	L1200	L1000	L800	L600	L400	L200
Section Times	3:13.98 (0:12.84)	3:01.14 [4] (0:14.51)	2:46.63 [3] (0:15.92)	2:30.71 [2] (0:16.24)	2:14.48 [2] (0:16.48)	1:58.00 [2] (0:15.66)	1:42.34 [2] (0:15.13)	1:27.21 [3] (0:15.02)	1:12.19 [3] (0:14.57)	0:57.62 [3] (0:14.47)	0:43.16 [2] (0:14.91)	0:28.25 [2] (0:14.39)	0:13.86 [2] (0:13.86)
Average Speed [km/h]	53.1	49.9	45.5	44.3	44.1	46.3	47.6	48.4	49.8	49.8	48.6	50.4	52.0
Top Speed [km/h]	53.4	52.8	48.2	44.9	44.9	47.8	48.5	49.5	50.3	50.5	49.0	51.7	52.6
Avg. Dist. to Rail [m]	3.4	0.9	1.0	1.4	1.5	1.3	3.1	1.3	1.2	1.7	1.2	1.6	5.9



- [] Ranking at each section and finish
- :-:- No data available at this section
- NA No data available

Horse/Jockey Name	Lasa/C J Dalgety
Finish Rank	2
Fastest Section Time (Section)	0:12.34 (2600 - 2400)
Top Speed [km/h] (Section)	56.8 (2600 - 2400)
Race State	Finished



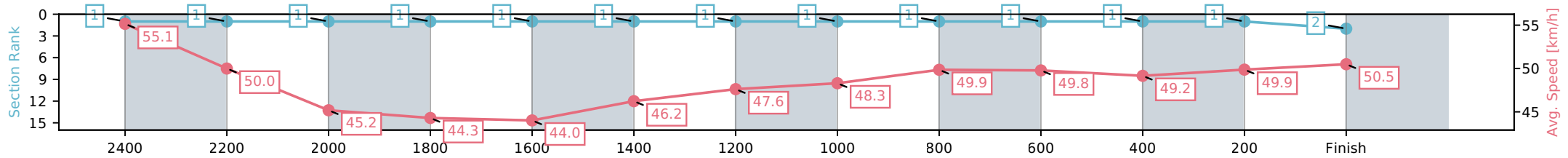
NZ Metropolitan Trotting Club Inc Harness
 Race 3: OLIVER RYAN & FAMILY CANTERBURY PLAINS
 FINAL (MOB PACE) - 2600m



15 May 2026 - 6:13PM

Weather: Cloudy

Section	L2600	L2400	L2200	L2000	L1800	L1600	L1400	L1200	L1000	L800	L600	L400	L200
Section Times	3:14.00 (0:12.34)	3:01.66 [1] (0:14.54)	2:47.12 [1] (0:16.01)	2:31.11 [1] (0:16.26)	2:14.85 [1] (0:16.49)	1:58.36 [1] (0:15.68)	1:42.68 [1] (0:15.12)	1:27.56 [1] (0:15.03)	1:12.53 [1] (0:14.54)	0:57.99 [1] (0:14.47)	0:43.53 [1] (0:14.75)	0:28.78 [1] (0:14.51)	0:14.26 [1] (0:14.26)
Average Speed [km/h]	55.1	50.0	45.2	44.3	44.0	46.2	47.6	48.3	49.9	49.8	49.2	49.9	50.5
Top Speed [km/h]	56.8	54.1	47.4	44.8	44.8	47.5	48.3	49.2	50.5	50.6	49.8	50.4	51.2
Avg. Dist. to Rail [m]	7.7	1.5	0.8	1.1	1.2	1.1	2.7	1.0	1.1	1.3	1.1	1.3	3.8



- [] Ranking at each section and finish
- :-:- No data available at this section
- NA No data available

Horse/Jockey Name	Always Bee Gee/S J Thornley
Finish Rank	3
Fastest Section Time (Section)	0:12.66 (2600 - 2400)
Top Speed [km/h] (Section)	54.8 (2600 - 2400)
Race State	Finished



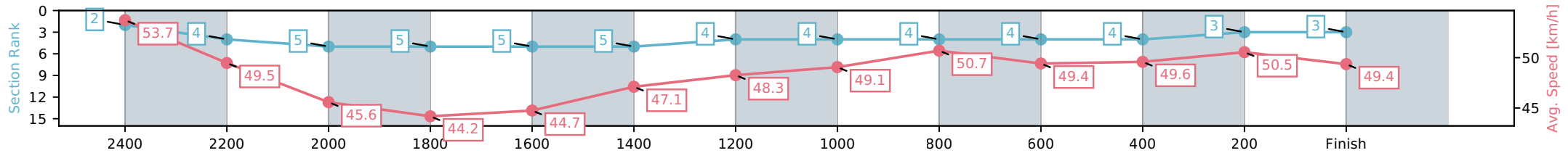
NZ Metropolitan Trotting Club Inc Harness
 Race 3: OLIVER RYAN & FAMILY CANTERBURY PLAINS
 FINAL (MOB PACE) - 2600m



15 May 2026 - 6:13PM

Weather: Cloudy

Section	L2600	L2400	L2200	L2000	L1800	L1600	L1400	L1200	L1000	L800	L600	L400	L200
Section Times	3:15.27 (0:12.66)	3:02.61 [2] (0:14.94)	2:47.67 [4] (0:16.11)	2:31.56 [5] (0:16.31)	2:15.25 [5] (0:16.46)	1:58.79 [5] (0:15.64)	1:43.16 [5] (0:14.92)	1:28.24 [4] (0:15.06)	1:13.18 [4] (0:14.50)	0:58.68 [4] (0:14.57)	0:44.11 [4] (0:14.91)	0:29.20 [4] (0:14.60)	0:14.60 [3] (0:14.60)
Average Speed [km/h]	53.7	49.5	45.6	44.2	44.7	47.1	48.3	49.1	50.7	49.4	49.6	50.5	49.4
Top Speed [km/h]	54.8	52.6	47.5	44.7	45.8	48.2	49.1	49.8	51.4	50.3	50.4	51.0	50.2
Avg. Dist. to Rail [m]	6.2	3.3	2.8	3.5	3.5	3.1	5.2	3.2	3.1	3.4	3.9	3.8	5.0



- [] Ranking at each section and finish
- :-:- No data available at this section
- NA No data available

Horse/Jockey Name	Jukebox Gypsy/S E O'Reilly
Finish Rank	4
Fastest Section Time (Section)	0:13.62 (200-0)
Top Speed [km/h] (Section)	53.6 (200-0)
Race State	Finished



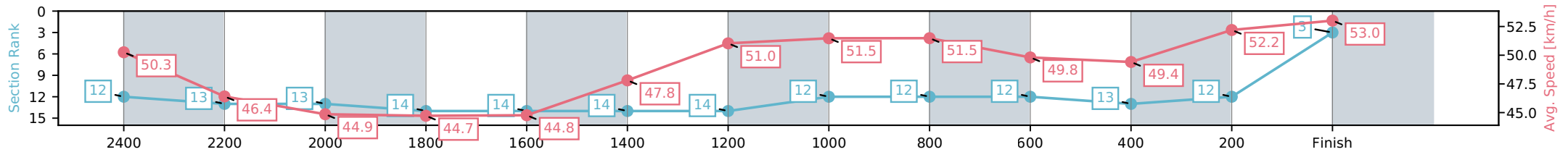
NZ Metropolitan Trotting Club Inc Harness
 Race 3: OLIVER RYAN & FAMILY CANTERBURY PLAINS
 FINAL (MOB PACE) - 2600m



15 May 2026 - 6:13PM

Weather: Cloudy

Section	L2600	L2400	L2200	L2000	L1800	L1600	L1400	L1200	L1000	L800	L600	L400	L200
Section Times	3:15.27 (0:13.98)	3:01.29 [12] (0:15.88)	2:45.41 [13] (0:16.38)	2:29.03 [13] (0:16.10)	2:12.93 [14] (0:16.45)	1:56.48 [14] (0:15.43)	1:41.05 [14] (0:14.12)	1:26.94 [14] (0:14.55)	1:12.38 [12] (0:14.47)	0:57.92 [12] (0:14.46)	0:43.46 [12] (0:15.23)	0:28.23 [13] (0:14.61)	0:13.62 [12] (0:13.62)
Average Speed [km/h]	50.3	46.4	44.9	44.7	44.8	47.8	51.0	51.5	51.5	49.8	49.4	52.2	53.0
Top Speed [km/h]	50.5	49.7	46.6	45.9	46.4	49.8	51.9	52.0	52.6	50.8	52.1	53.2	53.6
Avg. Dist. to Rail [m]	10.9	3.2	2.8	3.9	3.5	3.5	7.1	4.9	4.8	5.2	6.0	8.8	13.8



- [] Ranking at each section and finish
- :-:- No data available at this section
- NA No data available

Horse/Jockey Name	Radioactive Jaffa/R T May
Finish Rank	5
Fastest Section Time (Section)	0:13.73 (200-0)
Top Speed [km/h] (Section)	53.6 (200-0)
Race State	Finished



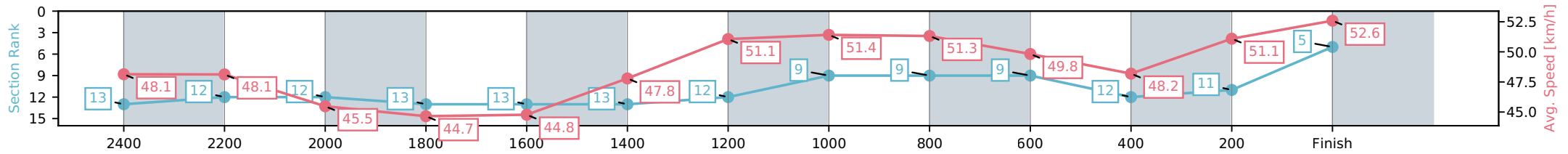
NZ Metropolitan Trotting Club Inc Harness
 Race 3: OLIVER RYAN & FAMILY CANTERBURY PLAINS
 FINAL (MOB PACE) - 2600m



15 May 2026 - 6:13PM

Weather: Cloudy

Section	L2600	L2400	L2200	L2000	L1800	L1600	L1400	L1200	L1000	L800	L600	L400	L200
Section Times	3:15.29 (0:14.28)	3:01.01 [13] (0:15.44)	2:45.56 [12] (0:16.16)	2:29.41 [12] (0:16.12)	2:13.28 [13] (0:16.45)	1:56.83 [13] (0:15.46)	1:41.36 [13] (0:14.10)	1:27.26 [12] (0:14.56)	1:12.70 [9] (0:14.50)	0:58.20 [9] (0:14.46)	0:43.73 [9] (0:15.40)	0:28.33 [12] (0:14.60)	0:13.73 [11] (0:13.73)
Average Speed [km/h]	48.1	48.1	45.5	44.7	44.8	47.8	51.1	51.4	51.3	49.8	48.2	51.1	52.6
Top Speed [km/h]	50.0	49.4	48.7	45.6	46.0	49.7	51.8	51.8	52.4	50.9	49.6	52.8	53.6
Avg. Dist. to Rail [m]	14.0	4.1	3.0	3.7	3.6	3.6	7.0	4.8	4.7	4.8	4.4	6.0	12.2



- [] Ranking at each section and finish
- :-:- No data available at this section
- NA No data available

Horse/Jockey Name	Hugo/R D Close
Finish Rank	6
Fastest Section Time (Section)	0:13.27 (2600 - 2400)
Top Speed [km/h] (Section)	53.5 (2600 - 2400)
Race State	Finished



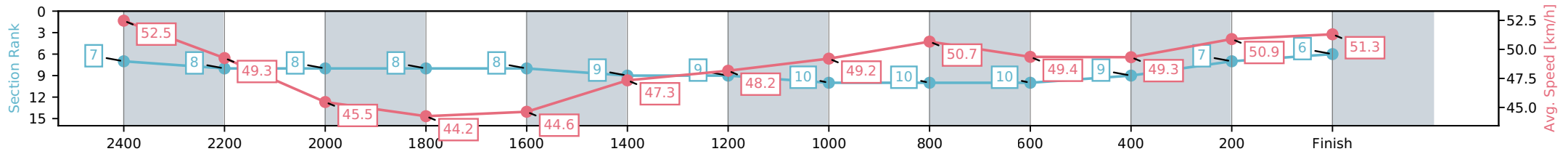
NZ Metropolitan Trotting Club Inc Harness
 Race 3: OLIVER RYAN & FAMILY CANTERBURY PLAINS
 FINAL (MOB PACE) - 2600m



15 May 2026 - 6:13PM

Weather: Cloudy

Section	L2600	L2400	L2200	L2000	L1800	L1600	L1400	L1200	L1000	L800	L600	L400	L200
Section Times	3:15.36 (0:13.27)	3:02.09 [7] (0:14.97)	2:47.12 [8] (0:16.15)	2:30.97 [8] (0:16.28)	2:14.69 [8] (0:16.49)	1:58.20 [8] (0:15.55)	1:42.65 [9] (0:14.96)	1:27.70 [9] (0:15.02)	1:12.67 [10] (0:14.48)	0:58.19 [10] (0:14.60)	0:43.60 [10] (0:14.81)	0:28.78 [9] (0:14.70)	0:14.09 [7] (0:14.09)
Average Speed [km/h]	52.5	49.3	45.5	44.2	44.6	47.3	48.2	49.2	50.7	49.4	49.3	50.9	51.3
Top Speed [km/h]	53.5	51.9	47.4	45.4	45.5	48.7	49.2	50.0	51.6	51.1	51.0	51.5	51.7
Avg. Dist. to Rail [m]	5.7	3.1	2.9	3.7	3.5	3.1	5.5	3.2	2.8	2.9	2.3	6.4	10.6



- [] Ranking at each section and finish
- :-:- No data available at this section
- NA No data available

Horse/Jockey Name	Enya Franco/W J House
Finish Rank	7
Fastest Section Time (Section)	0:13.57 (2600 - 2400)
Top Speed [km/h] (Section)	52.6 (2600 - 2400)
Race State	Finished



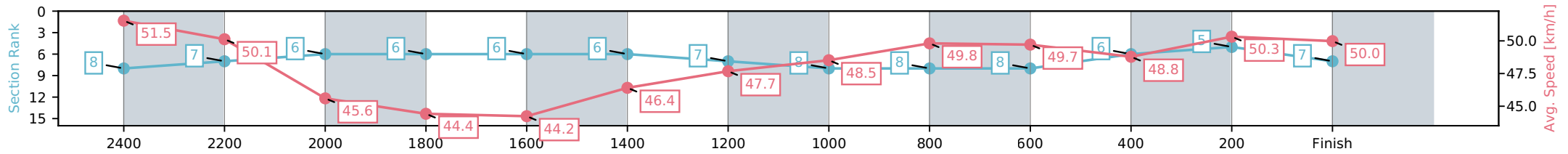
NZ Metropolitan Trotting Club Inc Harness
 Race 3: OLIVER RYAN & FAMILY CANTERBURY PLAINS
 FINAL (MOB PACE) - 2600m



15 May 2026 - 6:13PM

Weather: Cloudy

Section	L2600	L2400	L2200	L2000	L1800	L1600	L1400	L1200	L1000	L800	L600	L400	L200
Section Times	3:15.42 (0:13.57)	3:01.85 [8] (0:14.52)	2:47.33 [7] (0:15.91)	2:31.42 [6] (0:16.20)	2:15.22 [6] (0:16.45)	1:58.77 [6] (0:15.65)	1:43.12 [6] (0:15.10)	1:28.02 [7] (0:15.03)	1:12.99 [8] (0:14.57)	0:58.41 [8] (0:14.48)	0:43.93 [8] (0:14.92)	0:29.01 [6] (0:14.60)	0:14.40 [5] (0:14.40)
Average Speed [km/h]	51.5	50.1	45.6	44.4	44.2	46.4	47.7	48.5	49.8	49.7	48.8	50.3	50.0
Top Speed [km/h]	52.6	52.6	48.7	44.9	45.0	47.9	48.9	50.0	50.6	50.7	51.0	50.9	51.0
Avg. Dist. to Rail [m]	6.6	1.4	1.2	1.9	1.8	1.4	3.5	1.6	1.4	1.7	1.7	3.5	6.8



- [] Ranking at each section and finish
- :-:- No data available at this section
- NA No data available

Horse/Jockey Name	Stubing/S J Ottley
Finish Rank	8
Fastest Section Time (Section)	0:13.66 (2600 - 2400)
Top Speed [km/h] (Section)	51.6 (2400-2200)
Race State	Finished



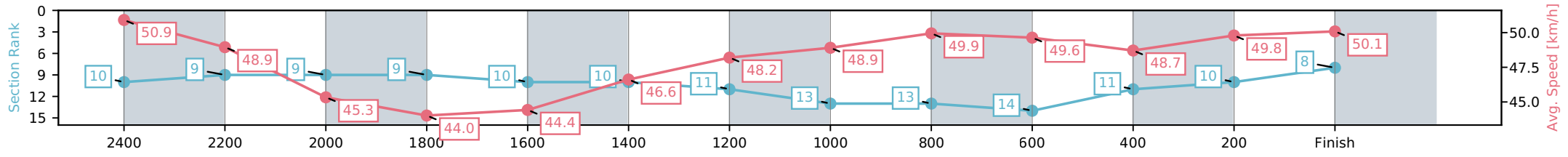
NZ Metropolitan Trotting Club Inc Harness
 Race 3: OLIVER RYAN & FAMILY CANTERBURY PLAINS
 FINAL (MOB PACE) - 2600m



15 May 2026 - 6:13PM

Weather: Cloudy

Section	L2600	L2400	L2200	L2000	L1800	L1600	L1400	L1200	L1000	L800	L600	L400	L200
Section Times	3:15.85 (0:13.66)	3:02.19 [10] (0:14.92)	2:47.27 [9] (0:16.07)	2:31.20 [9] (0:16.36)	2:14.84 [9] (0:16.34)	1:58.51 [10] (0:15.73)	1:42.78 [10] (0:14.94)	1:27.84 [11] (0:15.03)	1:12.81 [13] (0:14.56)	0:58.26 [13] (0:14.51)	0:43.75 [14] (0:14.80)	0:28.95 [11] (0:14.56)	0:14.39 [10] (0:14.39)
Average Speed [km/h]	50.9	48.9	45.3	44.0	44.4	46.6	48.2	48.9	49.9	49.6	48.7	49.8	50.1
Top Speed [km/h]	51.6	51.6	47.5	45.3	45.2	47.9	48.7	49.4	50.9	51.0	49.6	50.9	50.5
Avg. Dist. to Rail [m]	7.5	2.0	1.9	2.5	1.5	2.7	5.2	2.6	1.7	1.4	0.6	1.2	0.8



[] Ranking at each section and finish
 -:-:- No data available at this section
 NA No data available

Horse/Jockey Name	Hes Santas Excuse/M J Williamson
Finish Rank	9
Fastest Section Time (Section)	0:12.74 (2600 - 2400)
Top Speed [km/h] (Section)	54.3 (2400-2200)
Race State	Finished



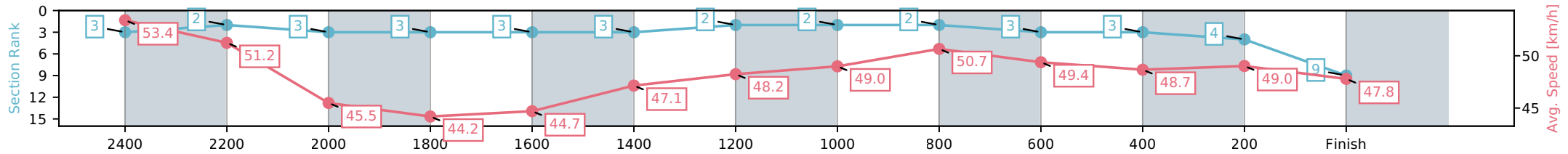
NZ Metropolitan Trotting Club Inc Harness
 Race 3: OLIVER RYAN & FAMILY CANTERBURY PLAINS
 FINAL (MOB PACE) - 2600m



15 May 2026 - 6:13PM

Weather: Cloudy

Section	L2600	L2400	L2200	L2000	L1800	L1600	L1400	L1200	L1000	L800	L600	L400	L200
Section Times	3:15.87 (0:12.74)	3:03.13 [3] (0:14.50)	2:48.63 [2] (0:16.15)	2:32.48 [3] (0:16.29)	2:16.19 [3] (0:16.47)	1:59.72 [3] (0:15.62)	1:44.10 [3] (0:14.93)	1:29.17 [2] (0:15.07)	1:14.10 [2] (0:14.50)	0:59.60 [2] (0:14.58)	0:45.02 [3] (0:15.07)	0:29.95 [3] (0:14.90)	0:15.05 [4] (0:15.05)
Average Speed [km/h]	53.4	51.2	45.5	44.2	44.7	47.1	48.2	49.0	50.7	49.4	48.7	49.0	47.8
Top Speed [km/h]	53.9	54.3	47.6	44.6	45.7	48.5	49.0	49.8	51.5	50.3	48.9	49.6	49.5
Avg. Dist. to Rail [m]	9.8	4.2	2.9	3.5	3.5	3.2	5.3	3.1	3.0	3.4	2.8	2.3	4.1



- [] Ranking at each section and finish
- :-:- No data available at this section
- NA No data available

Horse/Jockey Name	Heaven Forbid/R E Cameron
Finish Rank	10
Fastest Section Time (Section)	0:13.63 (2600 - 2400)
Top Speed [km/h] (Section)	53.7 (200-0)
Race State	Finished



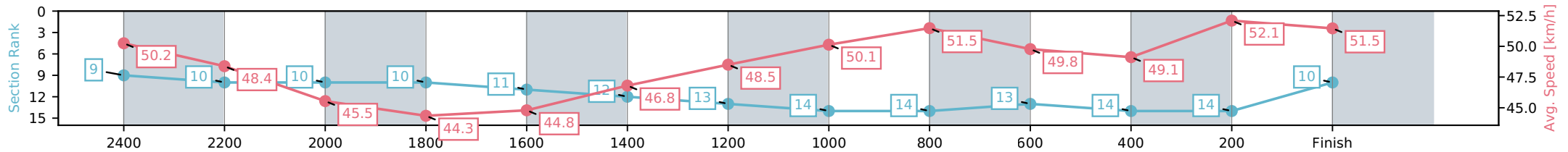
NZ Metropolitan Trotting Club Inc Harness
 Race 3: OLIVER RYAN & FAMILY CANTERBURY PLAINS
 FINAL (MOB PACE) - 2600m



15 May 2026 - 6:13PM

Weather: Cloudy

Section	L2600	L2400	L2200	L2000	L1800	L1600	L1400	L1200	L1000	L800	L600	L400	L200
Section Times	3:16.00 (0:13.63)	3:02.37 [9] (0:15.33)	2:47.04 [10] (0:16.13)	2:30.91 [10] (0:16.24)	2:14.67 [10] (0:16.44)	1:58.23 [11] (0:15.71)	1:42.52 [12] (0:14.85)	1:27.67 [13] (0:14.81)	1:12.86 [14] (0:14.49)	0:58.37 [14] (0:14.47)	0:43.90 [13] (0:15.28)	0:28.63 [14] (0:14.66)	0:13.97 [14] (0:13.97)
Average Speed [km/h]	50.2	48.4	45.5	44.3	44.8	46.8	48.5	50.1	51.5	49.8	49.1	52.1	51.5
Top Speed [km/h]	51.4	49.7	48.3	45.6	45.8	48.9	49.5	52.4	52.5	51.2	52.3	52.6	53.7
Avg. Dist. to Rail [m]	10.6	4.0	3.0	3.9	3.5	3.0	5.6	3.9	4.8	5.0	5.5	9.3	13.5



- [] Ranking at each section and finish
- :-:- No data available at this section
- NA No data available

Horse/Jockey Name	Belmont Valor/G N Thornley
Finish Rank	11
Fastest Section Time (Section)	0:14.50 (800-600)
Top Speed [km/h] (Section)	51.6 (2600 - 2400)
Race State	Finished



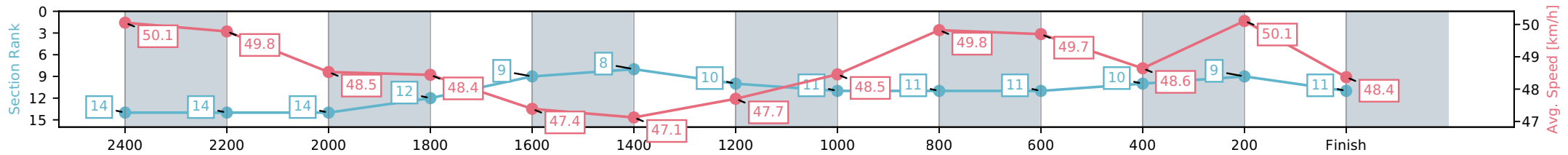
NZ Metropolitan Trotting Club Inc Harness
 Race 3: OLIVER RYAN & FAMILY CANTERBURY PLAINS
 FINAL (MOB PACE) - 2600m



15 May 2026 - 6:13PM

Weather: Cloudy

Section	L2600	L2400	L2200	L2000	L1800	L1600	L1400	L1200	L1000	L800	L600	L400	L200
Section Times	3:16.16 (0:17.48)	2:58.68 [14] (0:14.61)	2:44.07 [14] (0:14.96)	2:29.11 [14] (0:14.87)	2:14.25 [12] (0:15.29)	1:58.95 [9] (0:15.40)	1:43.56 [8] (0:15.09)	1:28.47 [10] (0:15.03)	1:13.44 [11] (0:14.58)	0:58.86 [11] (0:14.50)	0:44.36 [11] (0:14.92)	0:29.45 [10] (0:14.58)	0:14.87 [9] (0:14.87)
Average Speed [km/h]	50.1	49.8	48.5	48.4	47.4	47.1	47.7	48.5	49.8	49.7	48.6	50.1	48.4
Top Speed [km/h]	51.6	51.0	49.4	48.9	47.8	48.0	49.0	50.4	50.6	50.6	50.2	50.8	51.0
Avg. Dist. to Rail [m]	6.8	1.3	1.3	1.3	1.1	1.2	3.3	1.4	1.4	1.6	1.4	2.5	5.6



- [] Ranking at each section and finish
- :-:- No data available at this section
- NA No data available

Horse/Jockey Name	Interrigator/T M Williams
Finish Rank	12
Fastest Section Time (Section)	0:12.97 (2600 - 2400)
Top Speed [km/h] (Section)	53.4 (2600 - 2400)
Race State	Finished



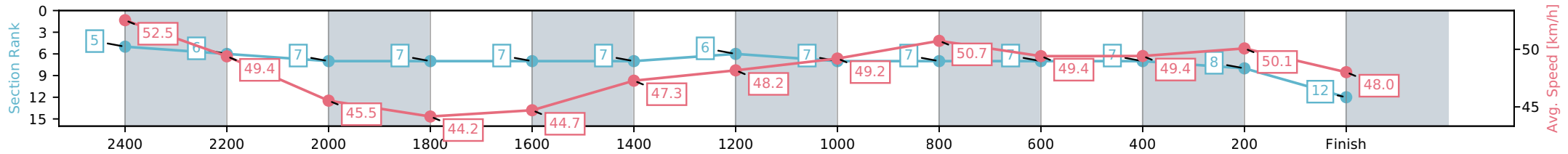
NZ Metropolitan Trotting Club Inc Harness
 Race 3: OLIVER RYAN & FAMILY CANTERBURY PLAINS
 FINAL (MOB PACE) - 2600m



15 May 2026 - 6:13PM

Weather: Cloudy

Section	L2600	L2400	L2200	L2000	L1800	L1600	L1400	L1200	L1000	L800	L600	L400	L200
Section Times	3:16.25 (0:12.97)	3:03.28 [5] (0:14.95)	2:48.33 [6] (0:16.13)	2:32.20 [7] (0:16.31)	2:15.89 [7] (0:16.47)	1:59.42 [7] (0:15.59)	1:43.83 [7] (0:14.95)	1:28.88 [6] (0:15.02)	1:13.86 [7] (0:14.50)	0:59.36 [7] (0:14.58)	0:44.78 [7] (0:14.98)	0:29.81 [7] (0:14.84)	0:14.97 [8] (0:14.97)
Average Speed [km/h]	52.5	49.4	45.5	44.2	44.7	47.3	48.2	49.2	50.7	49.4	49.4	50.1	48.0
Top Speed [km/h]	53.4	52.0	47.5	45.0	45.8	48.5	49.3	49.7	51.3	50.8	50.4	50.5	50.1
Avg. Dist. to Rail [m]	5.1	3.2	3.0	3.8	3.5	3.2	5.5	3.3	3.1	3.6	3.9	5.0	8.9



- [] Ranking at each section and finish
- :-:- No data available at this section
- NA No data available

Horse/Jockey Name	Buddy Reign/K G Cameron
Finish Rank	13
Fastest Section Time (Section)	0:13.20 (2600 - 2400)
Top Speed [km/h] (Section)	53.6 (2600 - 2400)
Race State	Finished



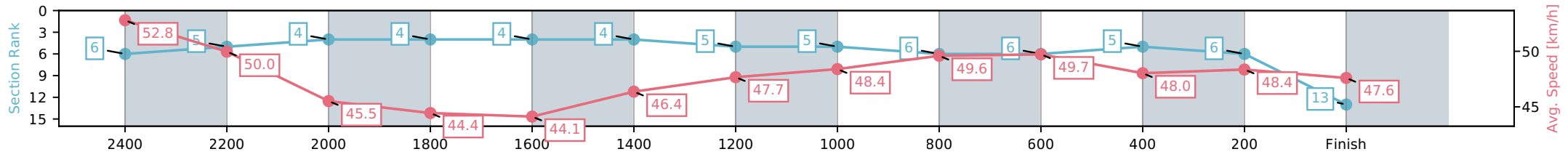
NZ Metropolitan Trotting Club Inc Harness
 Race 3: OLIVER RYAN & FAMILY CANTERBURY PLAINS
 FINAL (MOB PACE) - 2600m



15 May 2026 - 6:13PM

Weather: Cloudy

Section	L2600	L2400	L2200	L2000	L1800	L1600	L1400	L1200	L1000	L800	L600	L400	L200
Section Times	3:16.26 (0:13.20)	3:03.06 [6] (0:14.54)	2:48.51 [5] (0:15.90)	2:32.61 [4] (0:16.20)	2:16.42 [4] (0:16.48)	1:59.93 [4] (0:15.65)	1:44.28 [4] (0:15.11)	1:29.18 [5] (0:15.04)	1:14.14 [5] (0:14.61)	0:59.52 [6] (0:14.48)	0:45.05 [6] (0:14.98)	0:30.07 [5] (0:14.95)	0:15.12 [6] (0:15.12)
Average Speed [km/h]	52.8	50.0	45.5	44.4	44.1	46.4	47.7	48.4	49.6	49.7	48.0	48.4	47.6
Top Speed [km/h]	53.6	52.7	48.5	45.1	44.9	47.8	48.6	49.6	50.4	50.5	48.4	48.7	48.9
Avg. Dist. to Rail [m]	3.6	1.2	1.0	1.7	1.7	1.3	3.4	1.4	1.2	1.4	0.6	1.1	3.2



- [] Ranking at each section and finish
- :-:- No data available at this section
- NA No data available

Horse/Jockey Name	Cheeky Red/T S Chmiel
Finish Rank	14
Fastest Section Time (Section)	0:13.80 (2600 - 2400)
Top Speed [km/h] (Section)	52.0 (1000-800)
Race State	Finished



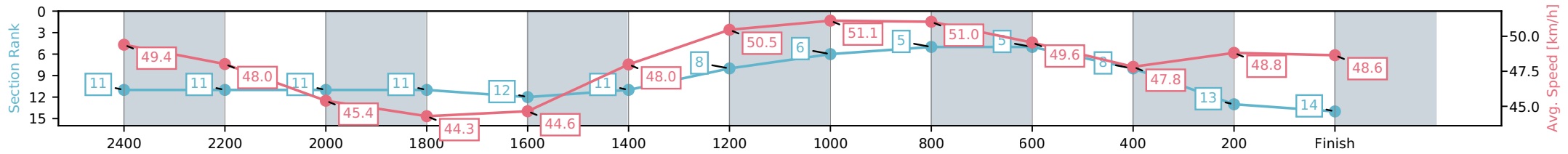
NZ Metropolitan Trotting Club Inc Harness
 Race 3: OLIVER RYAN & FAMILY CANTERBURY PLAINS
 FINAL (MOB PACE) - 2600m



15 May 2026 - 6:13PM

Weather: Cloudy

Section	L2600	L2400	L2200	L2000	L1800	L1600	L1400	L1200	L1000	L800	L600	L400	L200
Section Times	3:16.74 (0:13.80)	3:02.94 [11] (0:15.49)	2:47.44 [11] (0:16.10)	2:31.34 [11] (0:16.25)	2:15.09 [11] (0:16.27)	1:58.82 [12] (0:15.45)	1:43.37 [11] (0:14.27)	1:29.10 [8] (0:14.65)	1:14.45 [6] (0:14.37)	1:00.08 [5] (0:14.52)	0:45.56 [5] (0:15.31)	0:30.25 [8] (0:15.41)	0:14.84 [13] (0:14.84)
Average Speed [km/h]	49.4	48.0	45.4	44.3	44.6	48.0	50.5	51.1	51.0	49.6	47.8	48.8	48.6
Top Speed [km/h]	50.7	50.0	48.4	45.3	45.7	50.5	51.0	51.6	52.0	50.3	48.7	49.4	50.3
Avg. Dist. to Rail [m]	11.8	4.5	2.3	2.1	1.5	4.2	7.8	4.8	2.8	2.1	2.4	6.9	5.8



- [] Ranking at each section and finish
- :-:- No data available at this section
- NA No data available