



NZ Metropolitan Trotting Club Inc Harness
 Race 4: WILLIAMS ELVIDGE HANDICAP TROT - 2600m
 15 May 2026 - 6:38PM



Weather: Cloudy

Field Times (Race Tempo) 3:19.05 (0:16.80) 3:02.25 (0:14.87) 2:47.38 (0:15.61) 2:31.77 (0:15.30) 2:16.47 (0:15.82) 2:00.64 (0:15.63) 1:45.01 (0:15.00) 1:30.01 (0:15.60)

Rank	TAB#	Horse	Overall Time	First 400m	Top Speed km/h (Section)	L2600	L2400	L2200	L2000	L1800	L1600	L1400	L1200
	(BAR#)	Driver	Margin (DT-W)	Last 600m	Fastest Section (Time)	Start - 2400	2400 - 2200	2200 - 2000	2000 - 1800	1800 - 1600	1600 - 1400	1400 - 1200	1200 - 1000
1	3	Axel Rose	3:19.05	0:33.16	50.2 (200-0)	3:19.05	3:01.42 [5]	2:45.89 [5]	2:30.76 [5]	2:15.78 [3]	2:00.64 [1]	1:45.01 [1]	1:30.01 [1]
	(3)	M J Williamson		0:44.13	200-0 (0:14.55)	(0:17.63)	(0:15.53)	(0:15.13)	(0:14.98)	(0:15.13)	(0:15.63)	(0:15.00)	(0:15.60)
2	5	Didn't Di	3:19.14	0:33.82	53.9 (200-0)	3:19.14	3:00.98 [7]	2:45.33 [8]	2:29.93 [8]	2:14.84 [8]	1:59.27 [8]	1:43.72 [7]	1:28.85 [7]
	(5)	R D Close	0.5L (+12)	0:43.32	200-0 (0:13.54)	(0:18.16)	(0:15.66)	(0:15.39)	(0:15.10)	(0:15.57)	(0:15.55)	(0:14.87)	(0:15.54)
3	6	Almighty	3:20.28	0:33.50	50.0 (800-600)	3:20.28	3:02.49 [6]	2:46.78 [7]	2:31.59 [7]	2:16.61 [5]	2:01.09 [3]	1:45.50 [3]	1:30.60 [3]
	(6)	J W Cox	7.0L (+16)	0:45.07	800-600 (0:14.55)	(0:17.79)	(0:15.71)	(0:15.19)	(0:14.98)	(0:15.52)	(0:15.59)	(0:14.89)	(0:15.56)
4	8	Playoffs	3:20.35	0:31.67	53.1 (2600 - 2400)	3:20.35	3:03.54 [1]	2:48.68 [1]	2:33.07 [1]	2:17.31 [2]	2:01.14 [4]	1:45.42 [4]	1:30.48 [4]
	(U1)	G D O'Reilly	7.4L (-7)	0:44.50	200-0 (0:14.60)	(0:16.80)	(0:14.87)	(0:15.60)	(0:15.76)	(0:16.16)	(0:15.73)	(0:14.93)	(0:15.56)
5	4	Wanna Play A Game	3:20.42	0:32.08	52.1 (2600 - 2400)	3:20.42	3:03.30 [2]	2:48.35 [2]	2:32.76 [3]	2:17.05 [4]	2:00.89 [6]	1:45.16 [6]	1:30.24 [6]
	(4)	S J Ottley	7.8L (-9)	0:44.24	200-0 (0:14.33)	(0:17.12)	(0:14.96)	(0:15.58)	(0:15.71)	(0:16.16)	(0:15.72)	(0:14.92)	(0:15.58)
6	2	Maroubra	3:20.45	0:32.39	51.0 (200-0)	3:20.45	3:02.98 [4]	2:48.06 [4]	2:32.44 [4]	2:16.76 [6]	2:00.59 [7]	1:44.90 [8]	1:29.99 [8]
	(2)	K K Tomlinson	8.0L (-2)	0:44.32	200-0 (0:14.37)	(0:17.47)	(0:14.92)	(0:15.62)	(0:15.68)	(0:16.17)	(0:15.70)	(0:14.91)	(0:15.60)
7	9	Sunny Louis	3:21.14	0:33.25	50.3 (800-600)	3:21.14	3:02.81 [8]	2:47.89 [6]	2:32.76 [6]	2:17.14 [7]	2:01.61 [5]	1:46.03 [5]	1:31.14 [5]
	(1)	B N Orange	12.0L (+9)	0:45.63	800-600 (0:14.52)	(0:18.33)	(0:14.92)	(0:15.13)	(0:15.62)	(0:15.53)	(0:15.59)	(0:14.88)	(0:15.55)
8	10	Paige	3:21.22	0:34.18	50.8 (800-600)	3:21.22	3:01.99 [9]	2:47.04 [9]	2:31.64 [9]	2:16.57 [9]	2:01.01 [9]	1:45.35 [10]	1:30.44 [10]
	(2)	S J Tomlinson	12.4L (+0)	0:44.76	800-600 (0:14.52)	(0:19.23)	(0:14.95)	(0:15.40)	(0:15.07)	(0:15.56)	(0:15.66)	(0:14.91)	(0:15.64)
9	7	Johnny Trotter	3:21.67	0:32.12	51.8 (2400-2200)	3:21.67	3:04.30 [3]	2:49.56 [3]	2:34.19 [2]	2:19.09 [1]	2:02.90 [2]	1:47.15 [2]	1:32.24 [2]
	(7)	John R Dunn	15.0L (-1)	0:46.22	2400-2200 (0:14.74)	(0:17.38)	(0:14.74)	(0:15.37)	(0:15.10)	(0:16.19)	(0:15.75)	(0:14.91)	(0:15.57)
10	11	Paris Prince	3:21.84	0:35.13	51.4 (800-600)	3:21.84	3:01.57 [10]	2:46.71 [10]	2:31.45 [10]	2:16.74 [10]	2:01.55 [10]	1:46.08 [9]	1:31.21 [9]
	(1)	S J Thornley	16.0L (+17)	0:45.84	800-600 (0:14.25)	(0:20.27)	(0:14.86)	(0:15.27)	(0:14.70)	(0:15.19)	(0:15.47)	(0:14.87)	(0:15.53)

Scratched: Grettymac (#1)
 Did Not Finish: He Aint Fakin (#12)

Report Created: Fri 15 May 2026

(Note: Races are conducted over an approximate distance as close as possible to the advertised distance, and recorded data may vary accordingly. Official times refer to race times only and do not include handicap times.)

[] Position in running at each section and finish TAB# Saddle cloth number

Fastest split

-:-:- No data available at this section

BAR# Barrier/Gate Position

Fastest section

NA No data available

DNF Did not finish

DNT Did not track

DT-W Distance travelled compared to winner in metres



NZ Metropolitan Trotting Club Inc Harness
 Race 4: WILLIAMS ELVIDGE HANDICAP TROT - 2600m
 15 May 2026 - 6:38PM



Weather: Cloudy

Field Times (Race Tempo) 3:19.05 (0:16.80) 3:02.25 (0:14.87) 2:47.38 (0:15.61) 2:31.77 (0:15.30) 2:16.47 (0:15.82) 2:00.64 (0:15.63) 1:45.01 (0:15.00) 1:30.01 (0:15.60)

Rank	TAB#	Horse	Overall Time	First 400m	Top Speed km/h (Section)	L2600	L2400	L2200	L2000	L1800	L1600	L1400	L1200
	(BAR#)	Driver	Margin (DT-W)	Last 600m	Fastest Section (Time)	Start - 2400	2400 - 2200	2200 - 2000	2000 - 1800	1800 - 1600	1600 - 1400	1400 - 1200	1200 - 1000
11	13	Makaku	3:24.19	0:35.54	51.8 (800-600)	3:24.19	3:03.45 [12]	2:48.64 [11]	2:33.22 [11]	2:18.62 [11]	2:03.55 [11]	1:48.10 [11]	1:33.27 [11]
	(U2)	B T Hope	29.4L (+18)	0:47.89	800-600 (0:14.25)	(0:20.74)	(0:14.80)	(0:15.42)	(0:14.60)	(0:15.08)	(0:15.45)	(0:14.83)	(0:15.54)

Scratched: Grettymac (#1)
 Did Not Finish: He Aint Fakin (#12)

Report Created: Fri 15 May 2026

(Note: Races are conducted over an approximate distance as close as possible to the advertised distance, and recorded data may vary accordingly. Official times refer to race times only and do not include handicap times.)

[] Position in running at each section and finish
 -:--:-- No data available at this section
 NA No data available
 DNT Did not track

TAB# Saddle cloth number
 BAR# Barrier/Gate Position
 DNF Did not finish
 DT-W Distance travelled compared to winner in metres

Fastest split
 Fastest section



NZ Metropolitan Trotting Club Inc Harness
 Race 4: WILLIAMS ELVIDGE HANDICAP TROT - 2600m
 15 May 2026 - 6:38PM



Weather: Cloudy

Field Times
 (Race Tempo) 1:14.41 0:58.82 0:44.13 0:29.27 0:14.55
 (0:15.59) (0:14.69) (0:14.86) (0:14.72) (0:14.55)

Rank	TAB#	Horse	Overall Time	First 400m	Top Speed km/h (Section)	L1000	L800	L600	L400	L200			
	(BAR#)	Driver	Margin (DT-W)	Last 600m	Fastest Section (Time)	1000 - 800	800 - 600	600 - 400	400 - 200	200 - Finish			
1	3	Axel Rose	3:19.05	0:33.16	50.2 (200-0)	1:14.41 [1]	0:58.82 [1]	0:44.13 [1]	0:29.27 [1]	0:14.55 [1]			
	(3)	M J Williamson		0:44.13	200-0 (0:14.55)	(0:15.59)	(0:14.69)	(0:14.86)	(0:14.72)	(0:14.55)			
2	5	Didn't Di	3:19.14	0:33.82	53.9 (200-0)	1:13.30 [7]	0:57.81 [7]	0:43.32 [5]	0:28.30 [6]	0:13.54 [4]			
	(5)	R D Close	0.5L (+12)	0:43.32	200-0 (0:13.54)	(0:15.49)	(0:14.49)	(0:15.03)	(0:14.75)	(0:13.54)			
3	6	Almighty	3:20.28	0:33.50	50.0 (800-600)	1:15.04 [3]	0:59.62 [3]	0:45.07 [2]	0:30.06 [2]	0:15.18 [2]			
	(6)	J W Cox	7.0L (+16)	0:45.07	800-600 (0:14.55)	(0:15.42)	(0:14.55)	(0:15.01)	(0:14.88)	(0:15.18)			
4	8	Playoffs	3:20.35	0:31.67	53.1 (2600 - 2400)	1:14.92 [4]	0:59.35 [5]	0:44.49 [6]	0:29.55 [5]	0:14.60 [6]			
	(U1)	G D O'Reilly	7.4L (-7)	0:44.50	200-0 (0:14.60)	(0:15.57)	(0:14.86)	(0:14.94)	(0:14.96)	(0:14.60)			
5	4	Wanna Play A Game	3:20.42	0:32.08	52.1 (2600 - 2400)	1:14.66 [6]	0:59.10 [6]	0:44.24 [9]	0:29.36 [7]	0:14.33 [8]			
	(4)	S J Ottley	7.8L (-9)	0:44.24	200-0 (0:14.33)	(0:15.56)	(0:14.87)	(0:14.88)	(0:15.03)	(0:14.33)			
6	2	Maroubra	3:20.45	0:32.39	51.0 (200-0)	1:14.38 [8]	0:58.82 [8]	0:44.32 [8]	0:29.31 [9]	0:14.37 [7]			
	(2)	K K Tomlinson	8.0L (-2)	0:44.32	200-0 (0:14.37)	(0:15.57)	(0:14.50)	(0:15.01)	(0:14.94)	(0:14.37)			
7	9	Sunny Louis	3:21.14	0:33.25	50.3 (800-600)	1:15.60 [5]	1:00.15 [4]	0:45.63 [4]	0:30.58 [4]	0:15.48 [5]			
	(1)	B N Orange	12.0L (+9)	0:45.63	800-600 (0:14.52)	(0:15.45)	(0:14.52)	(0:15.04)	(0:15.11)	(0:15.48)			
8	10	Paige	3:21.22	0:34.18	50.8 (800-600)	1:14.80 [10]	0:59.27 [10]	0:44.75 [11]	0:29.78 [11]	0:14.93 [9]			
	(2)	S J Tomlinson	12.4L (+0)	0:44.76	800-600 (0:14.52)	(0:15.53)	(0:14.52)	(0:14.98)	(0:14.85)	(0:14.93)			
9	7	Johnny Trotter	3:21.67	0:32.12	51.8 (2400-2200)	1:16.67 [2]	1:01.06 [2]	0:46.22 [3]	0:31.27 [3]	0:16.15 [3]			
	(7)	John R Dunn	15.0L (-1)	0:46.22	2400-2200 (0:14.74)	(0:15.60)	(0:14.84)	(0:14.96)	(0:15.11)	(0:16.15)			
10	11	Paris Prince	3:21.84	0:35.13	51.4 (800-600)	1:15.69 [9]	1:00.09 [9]	0:45.84 [7]	0:30.75 [8]	0:15.48 [10]			
	(1)	S J Thornley	16.0L (+17)	0:45.84	800-600 (0:14.25)	(0:15.59)	(0:14.25)	(0:15.09)	(0:15.27)	(0:15.48)			

Scratched: Grettymac (#1)
 Did Not Finish: He Aint Fakin (#12)

Report Created: Fri 15 May 2026

(Note: Races are conducted over an approximate distance as close as possible to the advertised distance, and recorded data may vary accordingly. Official times refer to race times only and do not include handicap times.)

[] Position in running at each section and finish TAB# Saddle cloth number

Fastest split

-:-:- No data available at this section

BAR# Barrier/Gate Position

Fastest section

NA No data available

DNF Did not finish

DNT Did not track

DT-W Distance travelled compared to winner in metres



NZ Metropolitan Trotting Club Inc Harness
 Race 4: WILLIAMS ELVIDGE HANDICAP TROT - 2600m
 15 May 2026 - 6:38PM



Weather: Cloudy

Field Times
 (Race Tempo) 1:14.41 0:58.82 0:44.13 0:29.27 0:14.55
 (0:15.59) (0:14.69) (0:14.86) (0:14.72) (0:14.55)

Rank	TAB#	Horse	Overall Time	First 400m	Top Speed km/h (Section)	L1000	L800	L600	L400	L200			
	(BAR#)	Driver	Margin (DT-W)	Last 600m	Fastest Section (Time)	1000 - 800	800 - 600	600 - 400	400 - 200	200 - Finish			
11	13	Makaku	3:24.19	0:35.54	51.8 (800-600)	1:17.73 [11]	1:02.14 [11]	0:47.89 [10]	0:32.99 [10]	0:15.76 [11]			
	(U2)	B T Hope	29.4L (+18)	0:47.89	800-600 (0:14.25)	(0:15.59)	(0:14.25)	(0:14.90)	(0:17.23)	(0:15.76)			

Scratched: Grettymac (#1)
 Did Not Finish: He Aint Fakin (#12)

Report Created: Fri 15 May 2026

(Note: Races are conducted over an approximate distance as close as possible to the advertised distance, and recorded data may vary accordingly. Official times refer to race times only and do not include handicap times.)

[] Position in running at each section and finish TAB# Saddle cloth number
 -:-:- No data available at this section BAR# Barrier/Gate Position
 NA No data available DNF Did not finish
 DNT Did not track DT-W Distance travelled compared to winner in metres

Fastest split
 Fastest section

Horse/Jockey Name	Axel Rose/M J Williamson
Finish Rank	1
Fastest Section Time (Section)	0:14.55 (200-0)
Top Speed [km/h] (Section)	50.2 (200-0)
Race State	Finished



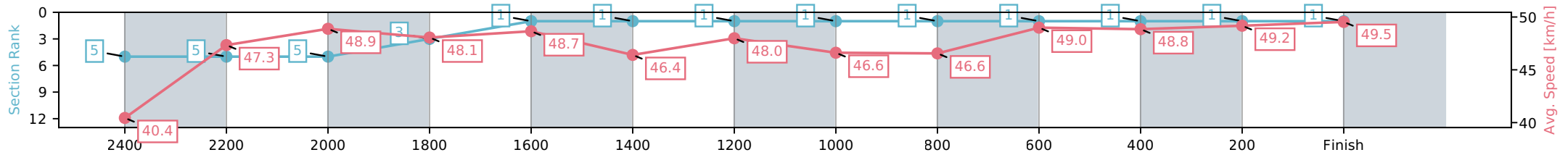
NZ Metropolitan Trotting Club Inc Harness
 Race 4: WILLIAMS ELVIDGE HANDICAP TROT - 2600m



15 May 2026 - 6:38PM

Weather: Cloudy

Section	L2600	L2400	L2200	L2000	L1800	L1600	L1400	L1200	L1000	L800	L600	L400	L200
Section Times	3:19.05 (0:17.63)	3:01.42 [5] (0:15.53)	2:45.89 [5] (0:15.13)	2:30.76 [5] (0:14.98)	2:15.78 [3] (0:15.13)	2:00.64 [1] (0:15.63)	1:45.01 [1] (0:15.00)	1:30.01 [1] (0:15.60)	1:14.41 [1] (0:15.59)	0:58.82 [1] (0:14.69)	0:44.13 [1] (0:14.86)	0:29.27 [1] (0:14.72)	0:14.55 [1] (0:14.55)
Average Speed [km/h]	40.4	47.3	48.9	48.1	48.7	46.4	48.0	46.6	46.6	49.0	48.8	49.2	49.5
Top Speed [km/h]	49.0	49.0	50.0	49.9	49.4	48.6	48.2	47.9	48.4	49.8	49.2	50.1	50.2
Avg. Dist. to Rail [m]	3.6	2.6	3.6	4.8	4.0	1.2	3.1	1.3	1.3	2.0	1.5	1.1	1.9



- [] Ranking at each section and finish
- :-:- No data available at this section
- NA No data available

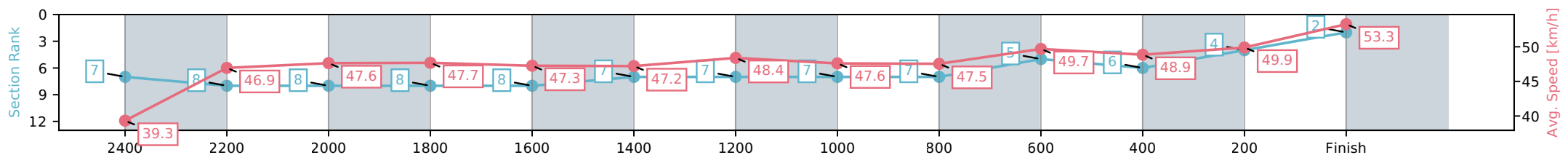
Horse/Jockey Name	Didn't Di/R D Close
Finish Rank	2
Fastest Section Time (Section)	0:13.54 (200-0)
Top Speed [km/h] (Section)	53.9 (200-0)
Race State	Finished



NZ Metropolitan Trotting Club Inc Harness
 Race 4: WILLIAMS ELVIDGE HANDICAP TROT - 2600m
 15 May 2026 - 6:38PM
 Weather: Cloudy



Section	L2600	L2400	L2200	L2000	L1800	L1600	L1400	L1200	L1000	L800	L600	L400	L200
Section Times	3:19.14 (0:18.16)	3:00.98 [7] (0:15.66)	2:45.33 [8] (0:15.39)	2:29.93 [8] (0:15.10)	2:14.84 [8] (0:15.57)	1:59.27 [8] (0:15.55)	1:43.72 [7] (0:14.87)	1:28.85 [7] (0:15.54)	1:13.30 [7] (0:15.49)	0:57.81 [7] (0:14.49)	0:43.32 [5] (0:15.03)	0:28.30 [6] (0:14.75)	0:13.54 [4] (0:13.54)
Average Speed [km/h]	39.3	46.9	47.6	47.7	47.3	47.2	48.4	47.6	47.5	49.7	48.9	49.9	53.3
Top Speed [km/h]	48.8	48.7	49.1	48.7	47.8	48.0	49.4	48.2	48.7	50.7	49.4	53.0	53.9
Avg. Dist. to Rail [m]	7.0	2.8	2.7	4.7	4.0	2.9	5.8	3.3	3.2	4.0	3.0	3.7	6.7



[] Ranking at each section and finish
 -:-:- No data available at this section
 NA No data available

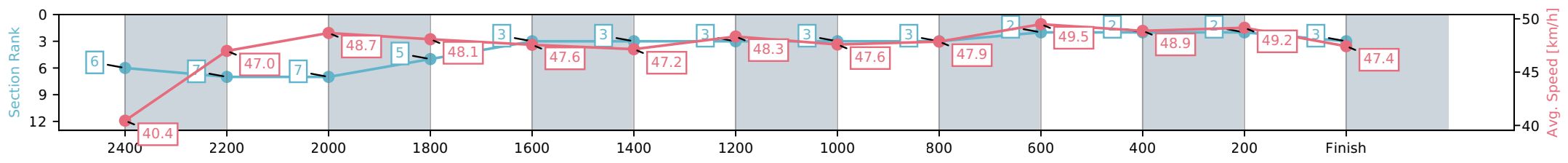
Horse/Jockey Name	Almighty/J W Cox
Finish Rank	3
Fastest Section Time (Section)	0:14.55 (800-600)
Top Speed [km/h] (Section)	50.0 (800-600)
Race State	Finished



NZ Metropolitan Trotting Club Inc Harness
 Race 4: WILLIAMS ELVIDGE HANDICAP TROT - 2600m
 15 May 2026 - 6:38PM
 Weather: Cloudy



Section	L2600	L2400	L2200	L2000	L1800	L1600	L1400	L1200	L1000	L800	L600	L400	L200
Section Times	3:20.28 (0:17.79)	3:02.49 [6] (0:15.71)	2:46.78 [7] (0:15.19)	2:31.59 [7] (0:14.98)	2:16.61 [5] (0:15.52)	2:01.09 [3] (0:15.59)	1:45.50 [3] (0:14.89)	1:30.60 [3] (0:15.56)	1:15.04 [3] (0:15.42)	0:59.62 [3] (0:14.55)	0:45.07 [2] (0:15.01)	0:30.06 [2] (0:14.88)	0:15.18 [2] (0:15.18)
Average Speed [km/h]	40.4	47.0	48.7	48.1	47.6	47.2	48.3	47.6	47.9	49.5	48.9	49.2	47.4
Top Speed [km/h]	48.5	48.5	49.7	49.7	48.4	47.6	48.7	48.1	48.7	50.0	49.0	49.6	48.7
Avg. Dist. to Rail [m]	8.1	3.4	3.6	4.7	4.4	3.0	5.6	3.4	3.5	3.7	2.9	2.6	4.3



[] Ranking at each section and finish
 -:-:- No data available at this section
 NA No data available

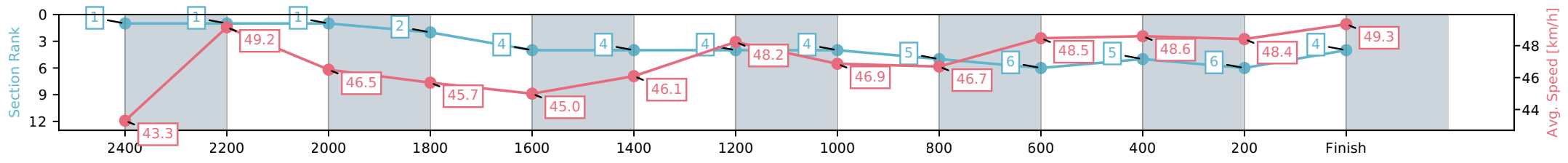
Horse/Jockey Name	Playoffs/G D O'Reilly
Finish Rank	4
Fastest Section Time (Section)	0:14.60 (200-0)
Top Speed [km/h] (Section)	53.1 (2600 - 2400)
Race State	Finished



NZ Metropolitan Trotting Club Inc Harness
 Race 4: WILLIAMS ELVIDGE HANDICAP TROT - 2600m
 15 May 2026 - 6:38PM
 Weather: Cloudy



Section	L2600	L2400	L2200	L2000	L1800	L1600	L1400	L1200	L1000	L800	L600	L400	L200
Section Times	3:20.35 (0:16.80)	3:03.54 [1] (0:14.87)	2:48.68 [1] (0:15.60)	2:33.07 [1] (0:15.76)	2:17.31 [2] (0:16.16)	2:01.14 [4] (0:15.73)	1:45.42 [4] (0:14.93)	1:30.48 [4] (0:15.56)	1:14.92 [4] (0:15.57)	0:59.35 [5] (0:14.86)	0:44.49 [6] (0:14.94)	0:29.55 [5] (0:14.96)	0:14.60 [6] (0:14.60)
Average Speed [km/h]	43.3	49.2	46.5	45.7	45.0	46.1	48.2	46.9	46.7	48.5	48.6	48.4	49.3
Top Speed [km/h]	53.1	52.8	47.5	47.0	46.0	47.0	49.2	47.9	47.6	49.5	49.1	49.1	50.3
Avg. Dist. to Rail [m]	14.5	2.3	1.3	1.9	2.0	1.2	3.4	1.7	1.5	1.9	1.4	1.0	1.4



[] Ranking at each section and finish
 -:-:- No data available at this section
 NA No data available

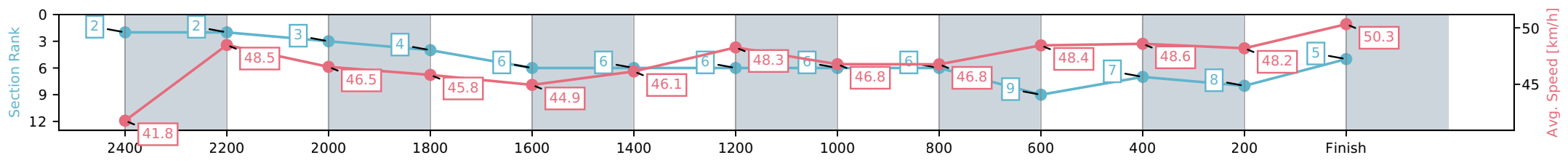
Horse/Jockey Name	Wanna Play A Game/S J Ottley
Finish Rank	5
Fastest Section Time (Section)	0:14.33 (200-0)
Top Speed [km/h] (Section)	52.1 (2600 - 2400)
Race State	Finished



NZ Metropolitan Trotting Club Inc Harness
 Race 4: WILLIAMS ELVIDGE HANDICAP TROT - 2600m
 15 May 2026 - 6:38PM
 Weather: Cloudy



Section	L2600	L2400	L2200	L2000	L1800	L1600	L1400	L1200	L1000	L800	L600	L400	L200
Section Times	3:20.42 (0:17.12)	3:03.30 [2] (0:14.96)	2:48.35 [2] (0:15.58)	2:32.76 [3] (0:15.71)	2:17.05 [4] (0:16.16)	2:00.89 [6] (0:15.72)	1:45.16 [6] (0:14.92)	1:30.24 [6] (0:15.58)	1:14.66 [6] (0:15.56)	0:59.10 [6] (0:14.87)	0:44.24 [9] (0:14.88)	0:29.36 [7] (0:15.03)	0:14.33 [8] (0:14.33)
Average Speed [km/h]	41.8	48.5	46.5	45.8	44.9	46.1	48.3	46.8	46.8	48.4	48.6	48.2	50.3
Top Speed [km/h]	52.1	51.9	47.9	47.3	46.2	46.9	49.4	48.3	48.2	49.6	49.6	49.1	51.5
Avg. Dist. to Rail [m]	5.4	1.2	1.2	2.2	1.9	1.2	3.6	1.6	1.6	2.1	1.0	1.0	1.9



[] Ranking at each section and finish
 -:-:- No data available at this section
 NA No data available

Horse/Jockey Name	Maroubra/K K Tomlinson
Finish Rank	6
Fastest Section Time (Section)	0:14.37 (200-0)
Top Speed [km/h] (Section)	51.0 (200-0)
Race State	Finished



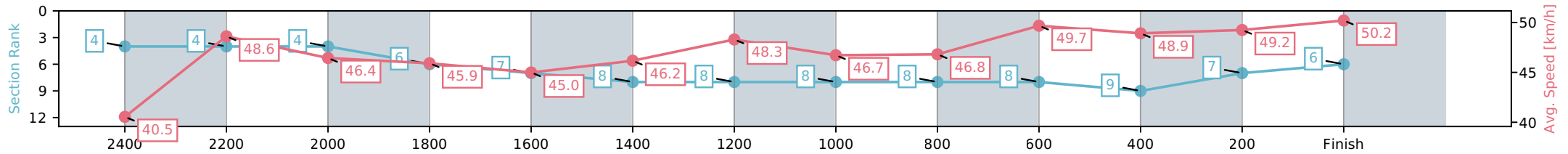
NZ Metropolitan Trotting Club Inc Harness
 Race 4: WILLIAMS ELVIDGE HANDICAP TROT - 2600m



15 May 2026 - 6:38PM

Weather: Cloudy

Section	L2600	L2400	L2200	L2000	L1800	L1600	L1400	L1200	L1000	L800	L600	L400	L200
Section Times	3:20.45 (0:17.47)	3:02.98 [4] (0:14.92)	2:48.06 [4] (0:15.62)	2:32.44 [4] (0:15.68)	2:16.76 [6] (0:16.17)	2:00.59 [7] (0:15.70)	1:44.90 [8] (0:14.91)	1:29.99 [8] (0:15.60)	1:14.38 [8] (0:15.57)	0:58.82 [8] (0:14.50)	0:44.32 [8] (0:15.01)	0:29.31 [9] (0:14.94)	0:14.37 [7] (0:14.37)
Average Speed [km/h]	40.5	48.6	46.4	45.9	45.0	46.2	48.3	46.7	46.8	49.7	48.9	49.2	50.2
Top Speed [km/h]	50.9	50.9	47.8	47.7	46.3	46.9	49.4	48.4	48.3	50.8	49.4	50.8	51.0
Avg. Dist. to Rail [m]	1.7	1.0	1.2	2.0	2.1	1.1	3.5	1.6	1.8	3.8	3.1	3.8	7.9



- [] Ranking at each section and finish
- :-:- No data available at this section
- NA No data available

Horse/Jockey Name	Sunny Louis/B N Orange
Finish Rank	7
Fastest Section Time (Section)	0:14.52 (800-600)
Top Speed [km/h] (Section)	50.3 (800-600)
Race State	Finished



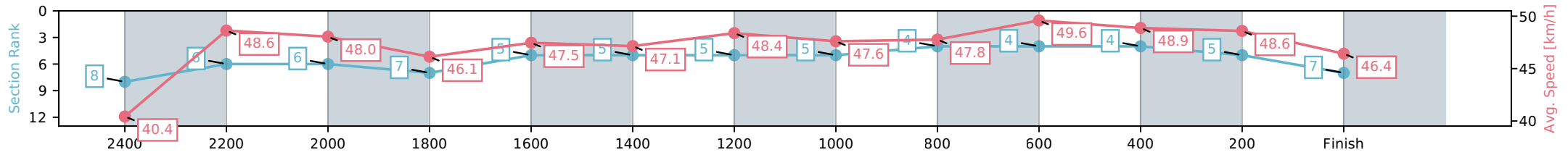
NZ Metropolitan Trotting Club Inc Harness
 Race 4: WILLIAMS ELVIDGE HANDICAP TROT - 2600m



15 May 2026 - 6:38PM

Weather: Cloudy

Section	L2600	L2400	L2200	L2000	L1800	L1600	L1400	L1200	L1000	L800	L600	L400	L200
Section Times	3:21.14 (0:18.33)	3:02.81 [8] (0:14.92)	2:47.89 [6] (0:15.13)	2:32.76 [6] (0:15.62)	2:17.14 [7] (0:15.53)	2:01.61 [5] (0:15.59)	1:46.03 [5] (0:14.88)	1:31.14 [5] (0:15.55)	1:15.60 [5] (0:15.45)	1:00.15 [4] (0:14.52)	0:45.63 [4] (0:15.04)	0:30.58 [4] (0:15.11)	0:15.48 [5] (0:15.48)
Average Speed [km/h]	40.4	48.6	48.0	46.1	47.5	47.1	48.4	47.6	47.8	49.6	48.9	48.6	46.4
Top Speed [km/h]	49.6	49.5	50.1	48.0	48.4	47.6	48.8	48.2	48.4	50.3	49.0	49.1	48.1
Avg. Dist. to Rail [m]	3.6	1.1	1.4	2.4	4.1	2.9	5.5	3.4	3.5	3.8	3.1	3.1	5.8



- [] Ranking at each section and finish
- :-:- No data available at this section
- NA No data available

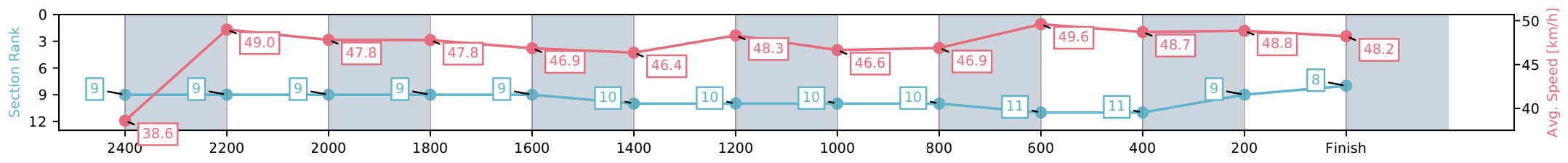
Horse/Jockey Name	Paige/S J Tomlinson
Finish Rank	8
Fastest Section Time (Section)	0:14.52 (800-600)
Top Speed [km/h] (Section)	50.8 (800-600)
Race State	Finished



NZ Metropolitan Trotting Club Inc Harness
 Race 4: WILLIAMS ELVIDGE HANDICAP TROT - 2600m
 15 May 2026 - 6:38PM
 Weather: Cloudy



Section	L2600	L2400	L2200	L2000	L1800	L1600	L1400	L1200	L1000	L800	L600	L400	L200
Section Times	3:21.22 (0:19.23)	3:01.99 [9] (0:14.95)	2:47.04 [9] (0:15.40)	2:31.64 [9] (0:15.07)	2:16.57 [9] (0:15.56)	2:01.01 [9] (0:15.66)	1:45.35 [10] (0:14.91)	1:30.44 [10] (0:15.64)	1:14.80 [10] (0:15.53)	0:59.27 [10] (0:14.52)	0:44.75 [11] (0:14.98)	0:29.78 [11] (0:14.85)	0:14.93 [9] (0:14.93)
Average Speed [km/h]	38.6	49.0	47.8	47.8	46.9	46.4	48.3	46.6	46.9	49.6	48.7	48.8	48.2
Top Speed [km/h]	48.7	50.4	48.8	48.9	47.9	47.1	49.5	48.3	48.4	50.8	49.2	49.5	49.8
Avg. Dist. to Rail [m]	5.6	2.4	3.1	4.7	2.7	1.4	3.8	1.8	1.7	2.5	2.3	1.7	7.0



[] Ranking at each section and finish
 -:-:- No data available at this section
 NA No data available

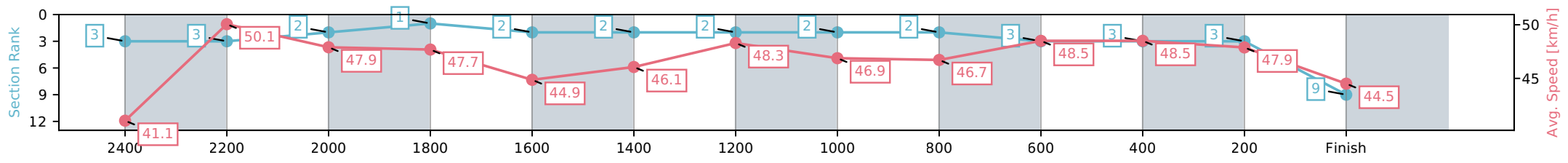
Horse/Jockey Name	Johnny Trotter/John R Dunn
Finish Rank	9
Fastest Section Time (Section)	0:14.74 (2400-2200)
Top Speed [km/h] (Section)	51.8 (2400-2200)
Race State	Finished



NZ Metropolitan Trotting Club Inc Harness
 Race 4: WILLIAMS ELVIDGE HANDICAP TROT - 2600m
 15 May 2026 - 6:38PM
 Weather: Cloudy



Section	L2600	L2400	L2200	L2000	L1800	L1600	L1400	L1200	L1000	L800	L600	L400	L200
Section Times	3:21.67 (0:17.38)	3:04.30 [3] (0:14.74)	2:49.56 [3] (0:15.37)	2:34.19 [2] (0:15.10)	2:19.09 [1] (0:16.19)	2:02.90 [2] (0:15.75)	1:47.15 [2] (0:14.91)	1:32.24 [2] (0:15.57)	1:16.67 [2] (0:15.60)	1:01.06 [2] (0:14.84)	0:46.22 [3] (0:14.96)	0:31.27 [3] (0:15.11)	0:16.15 [3] (0:16.15)
Average Speed [km/h]	41.1	50.1	47.9	47.7	44.9	46.1	48.3	46.9	46.7	48.5	48.5	47.9	44.5
Top Speed [km/h]	50.2	51.8	49.5	49.4	45.3	47.0	48.9	48.2	48.3	49.2	49.2	49.2	46.3
Avg. Dist. to Rail [m]	11.5	3.4	3.0	3.2	1.9	1.3	3.8	1.7	1.9	1.8	1.3	1.2	4.7



[] Ranking at each section and finish
 -:-:- No data available at this section
 NA No data available

Horse/Jockey Name	Paris Prince/S J Thornley
Finish Rank	10
Fastest Section Time (Section)	0:14.25 (800-600)
Top Speed [km/h] (Section)	51.4 (800-600)
Race State	Finished



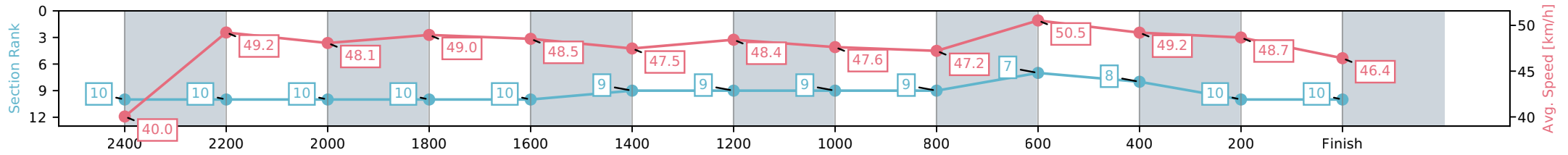
NZ Metropolitan Trotting Club Inc Harness
 Race 4: WILLIAMS ELVIDGE HANDICAP TROT - 2600m



15 May 2026 - 6:38PM

Weather: Cloudy

Section	L2600	L2400	L2200	L2000	L1800	L1600	L1400	L1200	L1000	L800	L600	L400	L200
Section Times	3:21.84 (0:20.27)	3:01.57 [10] (0:14.86)	2:46.71 [10] (0:15.27)	2:31.45 [10] (0:14.70)	2:16.74 [10] (0:15.19)	2:01.55 [10] (0:15.47)	1:46.08 [9] (0:14.87)	1:31.21 [9] (0:15.53)	1:15.69 [9] (0:15.59)	1:00.09 [9] (0:14.25)	0:45.84 [7] (0:15.09)	0:30.75 [8] (0:15.27)	0:15.48 [10] (0:15.48)
Average Speed [km/h]	40.0	49.2	48.1	49.0	48.5	47.5	48.4	47.6	47.2	50.5	49.2	48.7	46.4
Top Speed [km/h]	49.9	49.8	49.4	49.5	49.4	48.2	49.3	48.3	48.3	51.4	49.9	49.2	49.1
Avg. Dist. to Rail [m]	8.5	2.2	2.6	4.2	4.1	2.9	5.7	3.3	3.2	5.2	4.6	5.2	8.9



- [] Ranking at each section and finish
- :-:- No data available at this section
- NA No data available

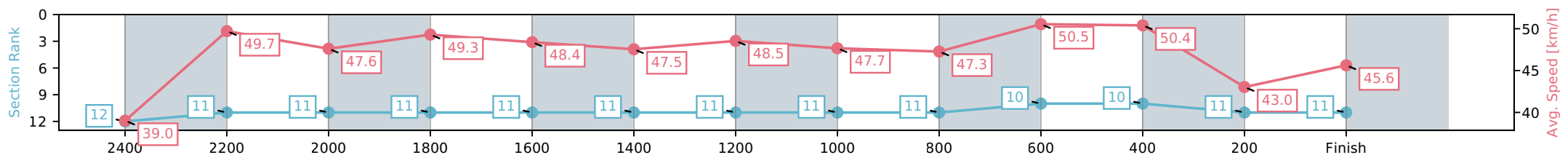
Horse/Jockey Name	Makaku/B T Hope
Finish Rank	11
Fastest Section Time (Section)	0:14.25 (800-600)
Top Speed [km/h] (Section)	51.8 (800-600)
Race State	Finished



NZ Metropolitan Trotting Club Inc Harness
 Race 4: WILLIAMS ELVIDGE HANDICAP TROT - 2600m
 15 May 2026 - 6:38PM
 Weather: Cloudy



Section	L2600	L2400	L2200	L2000	L1800	L1600	L1400	L1200	L1000	L800	L600	L400	L200
Section Times	3:24.19 (0:20.74)	3:03.45 [12] (0:14.80)	2:48.64 [11] (0:15.42)	2:33.22 [11] (0:14.60)	2:18.62 [11] (0:15.08)	2:03.55 [11] (0:15.45)	1:48.10 [11] (0:14.83)	1:33.27 [11] (0:15.54)	1:17.73 [11] (0:15.59)	1:02.14 [11] (0:14.25)	0:47.89 [10] (0:14.90)	0:32.99 [10] (0:17.23)	0:15.76 [11] (0:15.76)
Average Speed [km/h]	39.0	49.7	47.6	49.3	48.4	47.5	48.5	47.7	47.3	50.5	50.4	43.0	45.6
Top Speed [km/h]	50.2	51.1	49.7	50.0	49.7	48.2	49.6	48.6	48.3	51.8	51.0	47.5	47.3
Avg. Dist. to Rail [m]	14.9	3.0	2.6	3.3	2.4	2.9	5.6	3.4	3.3	5.3	5.9	3.8	2.7



[] Ranking at each section and finish
 -:-:- No data available at this section
 NA No data available