



# NZ Metropolitan Trotting Club Inc Harness

Race 5: COBBITTY EQUINE FARM 'UNCUT GEMS' MARES CLASSIC (MOB PACE) (Listed) - 1980m

15 May 2026 - 7:05PM

Weather: Cloudy



Field Times	2:22.33	2:10.99	1:57.04	1:42.89	1:28.56	1:13.58	0:58.52	0:43.55
(Race Tempo)	(0:11.34)	(0:13.95)	(0:14.15)	(0:14.32)	(0:14.98)	(0:15.06)	(0:14.97)	(0:14.99)

Rank	TAB#	Horse	Overall Time	First 400m	Top Speed km/h (Section)	L1980	L1800	L1600	L1400	L1200	L1000	L800	L600
	(BAR#)	Driver	Margin (DT-W)	Last 600m	Fastest Section (Time)	Start - 1800	1800 - 1600	1600 - 1400	1400 - 1200	1200 - 1000	1000 - 800	800 - 600	600 - 400
1	8	Chicago Sky	2:22.33	0:29.13	55.8 (200-0)	2:22.33	2:09.78 [8]	1:55.08 [9]	1:41.10 [9]	1:27.03 [9]	1:11.90 [9]	0:56.85 [9]	0:42.29 [9]
	(8)	M J Williamson		0:42.29	200-0 (0:13.37)	(0:12.55)	(0:14.70)	(0:13.98)	(0:14.07)	(0:15.13)	(0:15.04)	(0:14.57)	(0:14.75)
2	6	Just Like Jagger	2:22.45	0:27.25	55.9 (1980 - 1800)	2:22.45	2:11.11 [1]	1:57.16 [1]	1:43.00 [1]	1:28.68 [1]	1:13.70 [1]	0:58.64 [1]	0:43.66 [1]
	(6)	K L Green	0.7L (-18)	0:43.66	1800-1600 (0:13.95)	(0:11.34)	(0:13.95)	(0:14.15)	(0:14.32)	(0:14.98)	(0:15.06)	(0:14.97)	(0:14.99)
3	9	Ruby Roe	2:22.48	0:29.59	56.3 (200-0)	2:22.48	2:09.74 [10]	1:54.80 [10]	1:40.60 [10]	1:26.65 [10]	1:11.78 [10]	0:56.73 [10]	0:42.19 [10]
	(9)	N P Williamson	0.8L (+6)	0:42.19	200-0 (0:13.16)	(0:12.74)	(0:14.94)	(0:14.20)	(0:13.95)	(0:14.87)	(0:15.05)	(0:14.54)	(0:14.87)
4	3	Elektra King	2:22.60	0:27.84	54.3 (1980 - 1800)	2:22.60	2:10.73 [5]	1:56.60 [4]	1:42.64 [4]	1:28.34 [4]	1:13.17 [4]	0:57.98 [5]	0:43.05 [5]
	(3)	T M Williams	1.5L (-3)	0:43.05	200-0 (0:13.90)	(0:11.87)	(0:14.13)	(0:13.96)	(0:14.30)	(0:15.18)	(0:15.19)	(0:14.93)	(0:14.70)
5	4	Zarlini	2:22.82	0:27.65	54.7 (1980 - 1800)	2:22.82	2:11.23 [2]	1:57.01 [3]	1:42.92 [3]	1:28.63 [3]	1:13.78 [2]	0:58.67 [2]	0:43.58 [3]
	(4)	B T Hope	2.8L (-25)	0:43.58	1600-1400 (0:14.10)	(0:11.59)	(0:14.22)	(0:14.10)	(0:14.28)	(0:14.86)	(0:15.10)	(0:15.09)	(0:14.77)
6	5	Vincent Reactress	2:22.93	0:28.80	54.2 (200-0)	2:22.93	2:10.32 [9]	1:55.93 [8]	1:42.07 [7]	1:27.95 [8]	1:13.06 [7]	0:58.16 [6]	0:43.21 [6]
	(5)	W J House	3.4L (-18)	0:43.22	200-0 (0:13.81)	(0:12.61)	(0:14.38)	(0:13.86)	(0:14.12)	(0:14.89)	(0:14.90)	(0:14.95)	(0:14.95)
7	1	Major Performer	2:23.02	0:27.90	53.7 (1980 - 1800)	2:23.02	2:11.22 [4]	1:57.01 [5]	1:42.85 [5]	1:28.56 [5]	1:13.57 [5]	0:58.56 [4]	0:43.61 [4]
	(1)	R D Close	4.0L (-15)	0:43.61	200-0 (0:14.10)	(0:11.80)	(0:14.21)	(0:14.17)	(0:14.28)	(0:14.99)	(0:15.01)	(0:14.95)	(0:14.96)
8	11	Caught The Eye	2:23.27	0:28.45	53.6 (200-0)	2:23.27	2:10.86 [7]	1:56.32 [7]	1:42.32 [8]	1:28.31 [7]	1:13.24 [8]	0:58.12 [8]	0:43.29 [8]
	(11)	A M Butt	5.4L (+0)	0:43.29	200-0 (0:13.88)	(0:12.41)	(0:14.54)	(0:14.00)	(0:14.01)	(0:15.07)	(0:15.12)	(0:14.84)	(0:14.74)
9	2	Bettor Than Lizzy	2:23.33	0:28.27	52.9 (1600-1400)	2:23.33	2:11.22 [6]	1:56.91 [6]	1:42.91 [6]	1:28.71 [6]	1:13.60 [6]	0:58.51 [7]	0:43.59 [7]
	(2)	C J Dalgety	5.7L (+4)	0:43.60	1600-1400 (0:14.00)	(0:12.11)	(0:14.32)	(0:14.00)	(0:14.20)	(0:15.11)	(0:15.09)	(0:14.92)	(0:14.85)
10	7	Tosana	2:26.18	0:27.52	54.1 (1980 - 1800)	2:26.18	2:14.47 [3]	2:00.56 [2]	1:46.52 [2]	1:32.13 [2]	1:17.03 [3]	1:01.93 [3]	0:47.01 [2]
	(7)	M D Hurrell	22.0L (+0)	0:47.02	1800-1600 (0:13.91)	(0:11.71)	(0:13.91)	(0:14.04)	(0:14.39)	(0:15.10)	(0:15.09)	(0:14.92)	(0:15.24)

Scratched: Christies Art (#10)

Report Created: Fri 15 May 2026

(Note: Races are conducted over an approximate distance as close as possible to the advertised distance, and recorded data may vary accordingly. Official times refer to race times only and do not include handicap times.)

[ ] Position in running at each section and finish  
 -:--:-- No data available at this section  
 NA No data available  
 DNT Did not track

TAB# Saddle cloth number  
 BAR# Barrier/Gate Position  
 DNF Did not finish  
 DT-W Distance travelled compared to winner in metres

Fastest split  
 Fastest section

data processed by TRIPLESDATA



# NZ Metropolitan Trotting Club Inc Harness

Race 5: COBBITTY EQUINE FARM 'UNCUT GEMS' MARES CLASSIC (MOB PACE) (Listed) - 1980m

15 May 2026 - 7:05PM

Weather: Cloudy



Field Times 0:28.55 0:13.94  
(Race Tempo) (0:14.61) (0:13.94)

Rank	TAB#	Horse	Overall Time	First 400m	Top Speed km/h (Section)	L400	L200						
	(BAR#)	Driver	Margin (DT-W)	Last 600m	Fastest Section (Time)	400 - 200	200 - Finish						
1	8	Chicago Sky	2:22.33	0:29.13	55.8 (200-0)	0:27.54 [9]	0:13.37 [5]						
	(8)	M J Williamson		0:42.29	200-0 (0:13.37)	(0:14.17)	(0:13.37)						
2	6	Just Like Jagger	2:22.45	0:27.25	55.9 (1980 - 1800)	0:28.67 [1]	0:14.06 [1]						
	(6)	K L Green	0.7L (-18)	0:43.66	1800-1600 (0:13.95)	(0:14.61)	(0:14.06)						
3	9	Ruby Roe	2:22.48	0:29.59	56.3 (200-0)	0:27.32 [10]	0:13.16 [8]						
	(9)	N P Williamson	0.8L (+6)	0:42.19	200-0 (0:13.16)	(0:14.16)	(0:13.16)						
4	3	Elektra King	2:22.60	0:27.84	54.3 (1980 - 1800)	0:28.35 [3]	0:13.90 [3]						
	(3)	T M Williams	1.5L (-3)	0:43.05	200-0 (0:13.90)	(0:14.45)	(0:13.90)						
5	4	Zarlina	2:22.82	0:27.65	54.7 (1980 - 1800)	0:28.81 [2]	0:14.31 [2]						
	(4)	B T Hope	2.8L (-25)	0:43.58	1600-1400 (0:14.10)	(0:14.50)	(0:14.31)						
6	5	Vincent Reactress	2:22.93	0:28.80	54.2 (200-0)	0:28.26 [7]	0:13.81 [7]						
	(5)	W J House	3.4L (-18)	0:43.22	200-0 (0:13.81)	(0:14.46)	(0:13.81)						
7	1	Major Performer	2:23.02	0:27.90	53.7 (1980 - 1800)	0:28.65 [4]	0:14.10 [4]						
	(1)	R D Close	4.0L (-15)	0:43.61	200-0 (0:14.10)	(0:14.55)	(0:14.10)						
8	11	Caught The Eye	2:23.27	0:28.45	53.6 (200-0)	0:28.55 [8]	0:13.88 [9]						
	(11)	A M Butt	5.4L (+0)	0:43.29	200-0 (0:13.88)	(0:14.67)	(0:13.88)						
9	2	Bettor Than Lizzy	2:23.33	0:28.27	52.9 (1600-1400)	0:28.74 [6]	0:14.29 [6]						
	(2)	C J Dalgety	5.7L (+4)	0:43.60	1600-1400 (0:14.00)	(0:14.46)	(0:14.29)						
10	7	Tosana	2:26.18	0:27.52	54.1 (1980 - 1800)	0:31.78 [5]	0:16.30 [10]						
	(7)	M D Hurrell	22.0L (+0)	0:47.02	1800-1600 (0:13.91)	(0:15.48)	(0:16.30)						

Scratched: Christies Art (#10)

Report Created: Fri 15 May 2026

(Note: Races are conducted over an approximate distance as close as possible to the advertised distance, and recorded data may vary accordingly. Official times refer to race times only and do not include handicap times.)

[ ] Position in running at each section and finish TAB# Saddle cloth number

:-:-- No data available at this section

NA No data available

DNT Did not track

BAR# Barrier/Gate Position

DNF Did not finish

DT-W Distance travelled compared to winner in metres

Fastest split

Fastest section

data processed by



Horse/Jockey Name	Chicago Sky/M J Williamson
Finish Rank	1
Fastest Section Time (Section)	0:13.37 (200-0)
Top Speed [km/h] (Section)	55.8 (200-0)
Race State	Finished



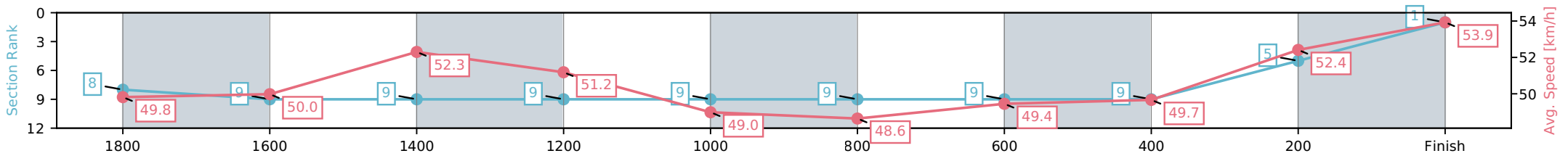
NZ Metropolitan Trotting Club Inc Harness  
 Race 5: COBBITTY EQUINE FARM 'UNCUT GEMS' MARES  
 CLASSIC (MOB PACE) (Listed) - 1980m



15 May 2026 - 7:05PM

Weather: Cloudy

Section	L1980	L1800	L1600	L1400	L1200	L1000	L800	L600	L400	L200
Section Times	2:22.33 (0:12.55)	2:09.78 [8] (0:14.70)	1:55.08 [9] (0:13.98)	1:41.10 [9] (0:14.07)	1:27.03 [9] (0:15.13)	1:11.90 [9] (0:15.04)	0:56.85 [9] (0:14.57)	0:42.29 [9] (0:14.75)	0:27.54 [9] (0:14.17)	0:13.37 [5] (0:13.37)
Average Speed [km/h]	49.8	50.0	52.3	51.2	49.0	48.6	49.4	49.7	52.4	53.9
Top Speed [km/h]	50.6	51.7	52.6	52.3	50.2	50.4	52.0	51.0	55.1	55.8
Avg. Dist. to Rail [m]	10.8	3.8	2.2	4.7	3.6	2.4	2.8	2.9	5.3	9.3



[ ] Ranking at each section and finish  
 -:-:- No data available at this section  
 NA No data available

Horse/Jockey Name	Just Like Jagger/K L Green
Finish Rank	2
Fastest Section Time (Section)	0:13.95 (1800-1600)
Top Speed [km/h] (Section)	55.9 (1980 - 1800)
Race State	Finished



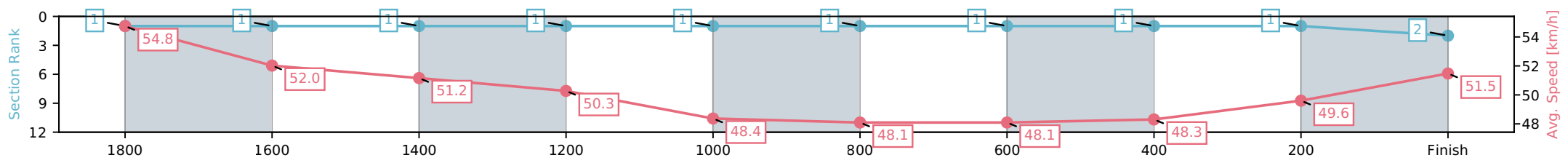
NZ Metropolitan Trotting Club Inc Harness  
 Race 5: COBBITTY EQUINE FARM 'UNCUT GEMS' MARES  
 CLASSIC (MOB PACE) (Listed) - 1980m



15 May 2026 - 7:05PM

Weather: Cloudy

Section	L1980	L1800	L1600	L1400	L1200	L1000	L800	L600	L400	L200
Section Times	2:22.45 (0:11.34)	2:11.11 [1] (0:13.95)	1:57.16 [1] (0:14.15)	1:43.00 [1] (0:14.32)	1:28.68 [1] (0:14.98)	1:13.70 [1] (0:15.06)	0:58.64 [1] (0:14.97)	0:43.66 [1] (0:14.99)	0:28.67 [1] (0:14.61)	0:14.06 [1] (0:14.06)
Average Speed [km/h]	54.8	52.0	51.2	50.3	48.4	48.1	48.1	48.3	49.6	51.5
Top Speed [km/h]	55.9	54.0	51.4	51.8	49.3	49.4	48.6	49.0	50.2	52.6
Avg. Dist. to Rail [m]	8.2	2.2	0.9	2.0	0.9	1.0	1.5	1.0	1.5	4.3



[ ] Ranking at each section and finish  
 -:-:- No data available at this section  
 NA No data available

Horse/Jockey Name	Ruby Roe/N P Williamson
Finish Rank	3
Fastest Section Time (Section)	0:13.16 (200-0)
Top Speed [km/h] (Section)	56.3 (200-0)
Race State	Finished



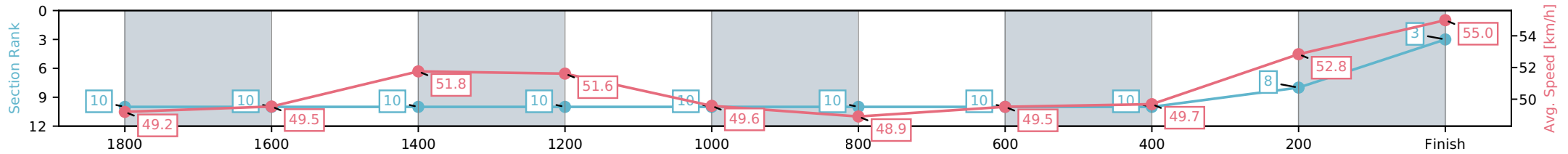
NZ Metropolitan Trotting Club Inc Harness  
 Race 5: COBBITTY EQUINE FARM 'UNCUT GEMS' MARES  
 CLASSIC (MOB PACE) (Listed) - 1980m



15 May 2026 - 7:05PM

Weather: Cloudy

Section	L1980	L1800	L1600	L1400	L1200	L1000	L800	L600	L400	L200
Section Times	2:22.48 (0:12.74)	2:09.74 [10] (0:14.94)	1:54.80 [10] (0:14.20)	1:40.60 [10] (0:13.95)	1:26.65 [10] (0:14.87)	1:11.78 [10] (0:15.05)	0:56.73 [10] (0:14.54)	0:42.19 [10] (0:14.87)	0:27.32 [10] (0:14.16)	0:13.16 [8] (0:13.16)
Average Speed [km/h]	49.2	49.5	51.8	51.6	49.6	48.9	49.5	49.7	52.8	55.0
Top Speed [km/h]	50.0	50.5	53.4	53.3	50.2	50.9	52.3	51.4	55.9	56.3
Avg. Dist. to Rail [m]	12.9	5.2	2.7	3.8	2.9	3.0	4.2	4.2	6.3	9.8



- [ ] Ranking at each section and finish
- :-:- No data available at this section
- NA No data available

Horse/Jockey Name	Elektra King/T M Williams
Finish Rank	4
Fastest Section Time (Section)	0:13.90 (200-0)
Top Speed [km/h] (Section)	54.3 (1980 - 1800)
Race State	Finished



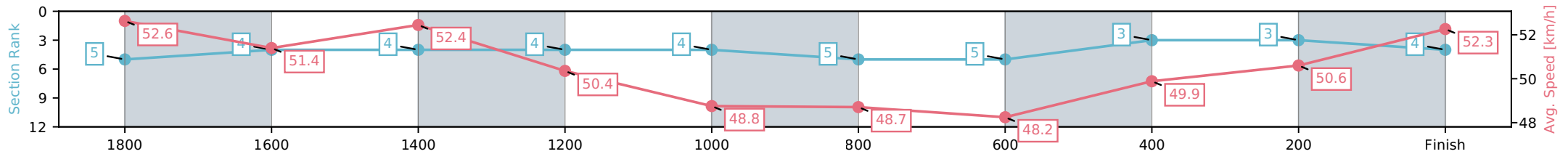
NZ Metropolitan Trotting Club Inc Harness  
 Race 5: COBBITTY EQUINE FARM 'UNCUT GEMS' MARES  
 CLASSIC (MOB PACE) (Listed) - 1980m



15 May 2026 - 7:05PM

Weather: Cloudy

Section	L1980	L1800	L1600	L1400	L1200	L1000	L800	L600	L400	L200
Section Times	2:22.60 (0:11.87)	2:10.73 [5] (0:14.13)	1:56.60 [4] (0:13.96)	1:42.64 [4] (0:14.30)	1:28.34 [4] (0:15.18)	1:13.17 [4] (0:15.19)	0:57.98 [5] (0:14.93)	0:43.05 [5] (0:14.70)	0:28.35 [3] (0:14.45)	0:13.90 [3] (0:13.90)
Average Speed [km/h]	52.6	51.4	52.4	50.4	48.8	48.7	48.2	49.9	50.6	52.3
Top Speed [km/h]	54.3	52.5	52.7	52.4	49.8	50.0	48.9	50.7	51.9	52.9
Avg. Dist. to Rail [m]	2.9	1.5	2.4	3.2	3.2	3.7	3.6	3.0	2.6	4.5



- [ ] Ranking at each section and finish
- :-:- No data available at this section
- NA No data available

Horse/Jockey Name	Zarlini/B T Hope
Finish Rank	5
Fastest Section Time (Section)	0:14.10 (1600-1400)
Top Speed [km/h] (Section)	54.7 (1980 - 1800)
Race State	Finished



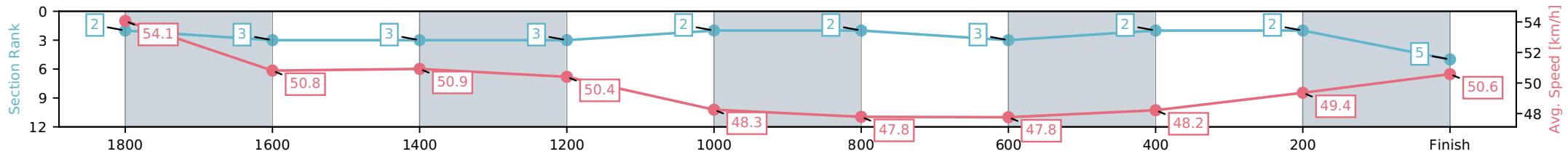
NZ Metropolitan Trotting Club Inc Harness  
 Race 5: COBBITTY EQUINE FARM 'UNCUT GEMS' MARES  
 CLASSIC (MOB PACE) (Listed) - 1980m



15 May 2026 - 7:05PM

Weather: Cloudy

Section	L1980	L1800	L1600	L1400	L1200	L1000	L800	L600	L400	L200
Section Times	2:22.82 (0:11.59)	2:11.23 [2] (0:14.22)	1:57.01 [3] (0:14.10)	1:42.92 [3] (0:14.28)	1:28.63 [3] (0:14.86)	1:13.78 [2] (0:15.10)	0:58.67 [2] (0:15.09)	0:43.58 [3] (0:14.77)	0:28.81 [2] (0:14.50)	0:14.31 [2] (0:14.31)
Average Speed [km/h]	54.1	50.8	50.9	50.4	48.3	47.8	47.8	48.2	49.4	50.6
Top Speed [km/h]	54.7	52.8	51.2	51.8	49.1	49.4	48.4	48.9	51.0	51.4
Avg. Dist. to Rail [m]	4.8	1.2	0.4	1.0	0.6	0.6	0.8	1.1	0.9	1.6



- [ ] Ranking at each section and finish
- :-:- No data available at this section
- NA No data available

Horse/Jockey Name	Vincent Reactress/W J House
Finish Rank	6
Fastest Section Time (Section)	0:13.81 (200-0)
Top Speed [km/h] (Section)	54.2 (200-0)
Race State	Finished



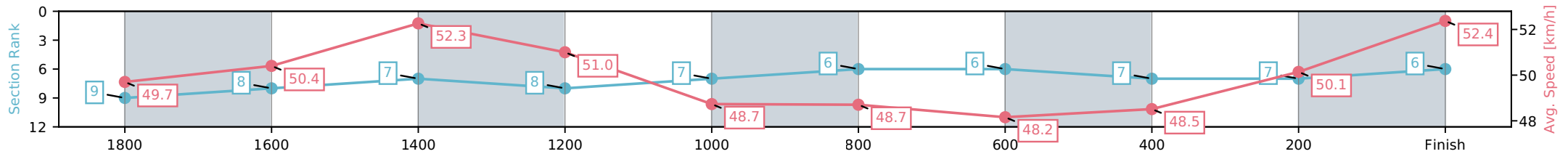
NZ Metropolitan Trotting Club Inc Harness  
 Race 5: COBBITTY EQUINE FARM 'UNCUT GEMS' MARES  
 CLASSIC (MOB PACE) (Listed) - 1980m



15 May 2026 - 7:05PM

Weather: Cloudy

Section	L1980	L1800	L1600	L1400	L1200	L1000	L800	L600	L400	L200
Section Times	2:22.93 (0:12.61)	2:10.32 [9] (0:14.38)	1:55.93 [8] (0:13.86)	1:42.07 [7] (0:14.12)	1:27.95 [8] (0:14.89)	1:13.06 [7] (0:14.90)	0:58.16 [6] (0:14.95)	0:43.21 [6] (0:14.95)	0:28.26 [7] (0:14.46)	0:13.81 [7] (0:13.81)
Average Speed [km/h]	49.7	50.4	52.3	51.0	48.7	48.7	48.2	48.5	50.1	52.4
Top Speed [km/h]	51.1	51.6	52.5	51.9	49.8	50.3	49.2	49.4	53.5	54.2
Avg. Dist. to Rail [m]	6.8	2.0	1.0	2.3	1.0	1.2	1.8	1.3	1.4	3.9



- [ ] Ranking at each section and finish
- :-:- No data available at this section
- NA No data available

Horse/Jockey Name	Major Performer/R D Close
Finish Rank	7
Fastest Section Time (Section)	0:14.10 (200-0)
Top Speed [km/h] (Section)	53.7 (1980 - 1800)
Race State	Finished



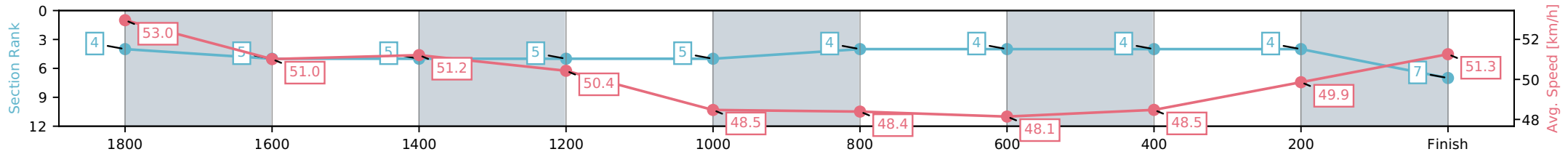
NZ Metropolitan Trotting Club Inc Harness  
 Race 5: COBBITTY EQUINE FARM 'UNCUT GEMS' MARES  
 CLASSIC (MOB PACE) (Listed) - 1980m



15 May 2026 - 7:05PM

Weather: Cloudy

Section	L1980	L1800	L1600	L1400	L1200	L1000	L800	L600	L400	L200
Section Times	2:23.02 (0:11.80)	2:11.22 [4] (0:14.21)	1:57.01 [5] (0:14.17)	1:42.85 [5] (0:14.28)	1:28.56 [5] (0:14.99)	1:13.57 [5] (0:15.01)	0:58.56 [4] (0:14.95)	0:43.61 [4] (0:14.96)	0:28.65 [4] (0:14.55)	0:14.10 [4] (0:14.10)
Average Speed [km/h]	53.0	51.0	51.2	50.4	48.5	48.4	48.1	48.5	49.9	51.3
Top Speed [km/h]	53.7	52.2	51.4	51.4	49.6	49.9	49.0	49.3	51.4	51.8
Avg. Dist. to Rail [m]	1.5	1.2	1.2	2.1	1.2	1.3	1.6	1.2	1.2	1.3



[ ] Ranking at each section and finish  
 -:-:- No data available at this section  
 NA No data available

Horse/Jockey Name	Caught The Eye/A M Butt
Finish Rank	8
Fastest Section Time (Section)	0:13.88 (200-0)
Top Speed [km/h] (Section)	53.6 (200-0)
Race State	Finished



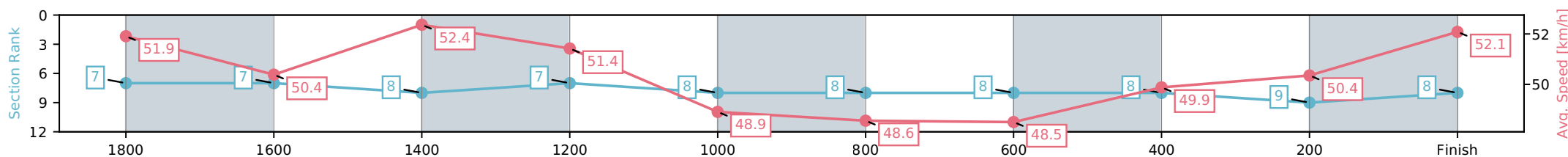
NZ Metropolitan Trotting Club Inc Harness  
 Race 5: COBBITTY EQUINE FARM 'UNCUT GEMS' MARES  
 CLASSIC (MOB PACE) (Listed) - 1980m



15 May 2026 - 7:05PM

Weather: Cloudy

Section	L1980	L1800	L1600	L1400	L1200	L1000	L800	L600	L400	L200
Section Times	2:23.27 (0:12.41)	2:10.86 [7] (0:14.54)	1:56.32 [7] (0:14.00)	1:42.32 [8] (0:14.01)	1:28.31 [7] (0:15.07)	1:13.24 [8] (0:15.12)	0:58.12 [8] (0:14.84)	0:43.29 [8] (0:14.74)	0:28.55 [8] (0:14.67)	0:13.88 [9] (0:13.88)
Average Speed [km/h]	51.9	50.4	52.4	51.4	48.9	48.6	48.5	49.9	50.4	52.1
Top Speed [km/h]	53.2	51.4	52.8	52.8	50.1	50.3	49.5	51.2	53.3	53.6
Avg. Dist. to Rail [m]	3.1	2.8	2.6	4.1	2.8	2.8	3.5	3.0	4.3	9.0



- [ ] Ranking at each section and finish
- :-:- No data available at this section
- NA No data available

Horse/Jockey Name	Bettor Than Lizzy/C J Dalgety
Finish Rank	9
Fastest Section Time (Section)	0:14.00 (1600-1400)
Top Speed [km/h] (Section)	52.9 (1600-1400)
Race State	Finished



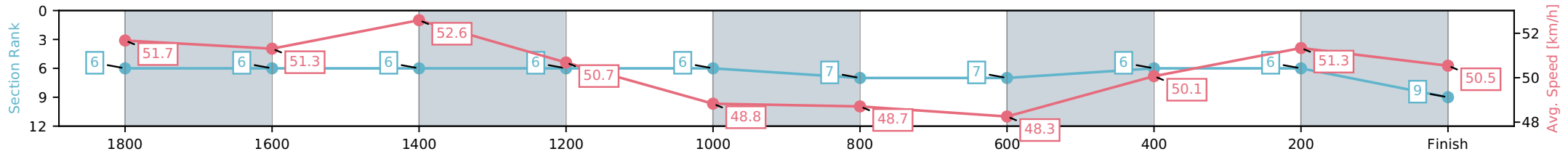
NZ Metropolitan Trotting Club Inc Harness  
 Race 5: COBBITTY EQUINE FARM 'UNCUT GEMS' MARES  
 CLASSIC (MOB PACE) (Listed) - 1980m



15 May 2026 - 7:05PM

Weather: Cloudy

Section	L1980	L1800	L1600	L1400	L1200	L1000	L800	L600	L400	L200
Section Times	2:23.33 (0:12.11)	2:11.22 [6] (0:14.32)	1:56.91 [6] (0:14.00)	1:42.91 [6] (0:14.20)	1:28.71 [6] (0:15.11)	1:13.60 [6] (0:15.09)	0:58.51 [7] (0:14.92)	0:43.59 [7] (0:14.85)	0:28.74 [6] (0:14.46)	0:14.29 [6] (0:14.29)
Average Speed [km/h]	51.7	51.3	52.6	50.7	48.8	48.7	48.3	50.1	51.3	50.5
Top Speed [km/h]	52.5	52.5	52.9	52.8	49.9	50.2	49.1	50.8	52.6	52.5
Avg. Dist. to Rail [m]	3.5	3.2	3.0	4.0	2.9	2.9	3.8	4.5	4.8	7.4



- [ ] Ranking at each section and finish
- :-:- No data available at this section
- NA No data available

Horse/Jockey Name	Tosana/M D Hurrell
Finish Rank	10
Fastest Section Time (Section)	0:13.91 (1800-1600)
Top Speed [km/h] (Section)	54.1 (1980 - 1800)
Race State	Finished



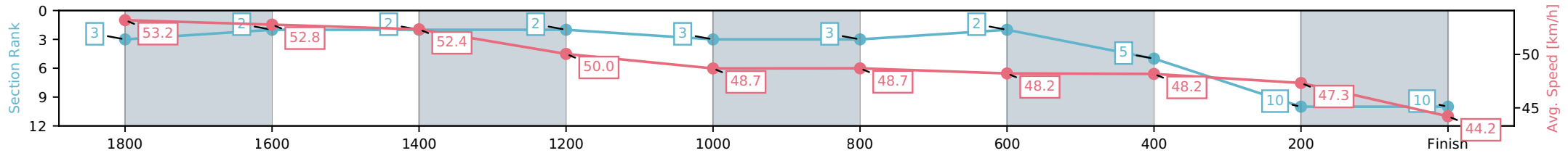
NZ Metropolitan Trotting Club Inc Harness  
 Race 5: COBBITTY EQUINE FARM 'UNCUT GEMS' MARES  
 CLASSIC (MOB PACE) (Listed) - 1980m



15 May 2026 - 7:05PM

Weather: Cloudy

Section	L1980	L1800	L1600	L1400	L1200	L1000	L800	L600	L400	L200
Section Times	2:26.18 (0:11.71)	2:14.47 [3] (0:13.91)	2:00.56 [2] (0:14.04)	1:46.52 [2] (0:14.39)	1:32.13 [2] (0:15.10)	1:17.03 [3] (0:15.09)	1:01.93 [3] (0:14.92)	0:47.01 [2] (0:15.24)	0:31.78 [5] (0:15.48)	0:16.30 [10] (0:16.30)
Average Speed [km/h]	53.2	52.8	52.4	50.0	48.7	48.7	48.2	48.2	47.3	44.2
Top Speed [km/h]	54.1	53.4	52.8	51.3	49.8	50.2	48.8	48.6	48.4	47.0
Avg. Dist. to Rail [m]	9.6	3.5	2.8	3.8	2.7	2.8	3.4	2.8	2.8	5.1



- [ ] Ranking at each section and finish
- :-:- No data available at this section
- NA No data available