



NZ Metropolitan Trotting Club Inc Harness

Race 6: GARRARDS SIRES' STAKES 3YO C & G SEMI-FINAL (MOBILE PACE) - 1980m

15 May 2026 - 7:38PM



Weather: Cloudy

Field Times	2:23.41	2:12.34	1:58.26	1:43.05	1:27.42	1:11.64	0:55.97	0:41.16
(Race Tempo)	(0:11.07)	(0:14.07)	(0:15.21)	(0:15.63)	(0:15.78)	(0:15.67)	(0:14.80)	(0:14.39)

Rank	TAB#	Horse	Overall Time	First 400m	Top Speed km/h (Section)	L1980	L1800	L1600	L1400	L1200	L1000	L800	L600
	(BAR#)	Driver	Margin (DT-W)	Last 600m	Fastest Section (Time)	Start - 1800	1800 - 1600	1600 - 1400	1400 - 1200	1200 - 1000	1000 - 800	800 - 600	600 - 400
1	9	Jumal	2:23.41	0:28.45	57.7 (200-0)	2:23.41	2:11.55 [5]	1:56.93 [6]	1:41.78 [6]	1:26.71 [5]	1:11.09 [4]	0:55.56 [4]	0:40.86 [4]
	(9)	B N Orange		0:40.85	200-0 (0:12.80)	(0:11.86)	(0:14.62)	(0:15.15)	(0:15.06)	(0:15.63)	(0:15.52)	(0:14.70)	(0:14.45)
2	4	Forever Miki	2:23.46	0:28.07	56.0 (1980 - 1800)	2:23.46	2:11.93 [4]	1:57.33 [4]	1:42.12 [4]	1:27.06 [3]	1:11.44 [2]	0:55.88 [2]	0:41.21 [1]
	(4)	S E O'Reilly	0.0L (+1)	0:41.22	200-0 (0:13.11)	(0:11.53)	(0:14.60)	(0:15.21)	(0:15.06)	(0:15.62)	(0:15.56)	(0:14.67)	(0:14.50)
3	6	Sonofamistry	2:23.50	0:27.58	57.2 (200-0)	2:23.50	2:12.43 [1]	1:57.97 [2]	1:42.72 [2]	1:27.20 [2]	1:11.42 [3]	0:55.76 [3]	0:41.01 [3]
	(6)	T M Williams	0.0L (-14)	0:41.01	200-0 (0:12.84)	(0:11.07)	(0:14.45)	(0:15.25)	(0:15.52)	(0:15.78)	(0:15.66)	(0:14.75)	(0:14.50)
4	1	Get Seaside Lucky	2:23.83	0:27.78	56.8 (200-0)	2:23.83	2:12.45 [3]	1:57.99 [3]	1:42.72 [3]	1:27.21 [4]	1:11.45 [5]	0:55.81 [5]	0:41.05 [5]
	(1)	A M Butt	2.4L (-15)	0:41.05	200-0 (0:12.94)	(0:11.38)	(0:14.46)	(0:15.27)	(0:15.50)	(0:15.77)	(0:15.64)	(0:14.76)	(0:14.50)
5	2	Special Occasion	2:23.85	0:28.11	57.3 (200-0)	2:23.85	2:11.98 [6]	1:57.56 [5]	1:42.42 [5]	1:26.92 [6]	1:11.18 [7]	0:55.53 [7]	0:40.77 [7]
	(2)	John R Dunn	2.5L (-13)	0:40.76	200-0 (0:12.77)	(0:11.87)	(0:14.42)	(0:15.14)	(0:15.51)	(0:15.74)	(0:15.64)	(0:14.77)	(0:14.48)
6	5	Bruciebytheseaside	2:23.88	0:28.67	56.9 (200-0)	2:23.88	2:11.69 [7]	1:57.09 [8]	1:41.94 [8]	1:26.86 [7]	1:11.27 [6]	0:55.74 [6]	0:41.04 [6]
	(5)	R D Close	2.7L (+0)	0:41.05	200-0 (0:13.01)	(0:12.19)	(0:14.60)	(0:15.15)	(0:15.08)	(0:15.60)	(0:15.53)	(0:14.70)	(0:14.44)
7	7	Mystery Creek	2:23.98	0:27.10	57.2 (1980 - 1800)	2:23.98	2:12.83 [2]	1:58.83 [1]	1:43.62 [1]	1:27.99 [1]	1:12.21 [1]	0:56.54 [1]	0:41.70 [2]
	(7)	N P Williamson	3.3L (-22)	0:41.70	200-0 (0:13.56)	(0:11.15)	(0:14.00)	(0:15.21)	(0:15.63)	(0:15.78)	(0:15.67)	(0:14.84)	(0:14.35)
8	10	Stumblin In	2:23.98	0:28.78	57.6 (200-0)	2:23.98	2:10.91 [10]	1:56.66 [10]	1:41.84 [10]	1:26.30 [10]	1:10.76 [10]	0:55.26 [10]	0:40.55 [10]
	(10)	C R Ferguson	3.3L (-1)	0:40.55	200-0 (0:12.74)	(0:13.07)	(0:14.25)	(0:14.83)	(0:15.54)	(0:15.54)	(0:15.50)	(0:14.71)	(0:14.43)
9	8	Freeze Frame	2:23.99	0:28.92	56.7 (400-200)	2:23.99	2:11.68 [9]	1:56.94 [9]	1:41.87 [9]	1:26.78 [8]	1:11.03 [8]	0:55.55 [8]	0:40.85 [8]
	(8)	C J Dalgety	3.3L (+0)	0:40.85	200-0 (0:13.02)	(0:12.31)	(0:14.74)	(0:15.07)	(0:15.09)	(0:15.74)	(0:15.48)	(0:14.71)	(0:14.31)
10	11	Kotare Rimu	2:24.01	0:28.26	57.2 (400-200)	2:24.01	2:11.74 [8]	1:57.28 [7]	1:42.24 [7]	1:26.75 [9]	1:11.01 [9]	0:55.37 [9]	0:40.59 [9]
	(11)	S J Thornley	3.4L (-10)	0:40.59	200-0 (0:12.77)	(0:12.27)	(0:14.46)	(0:15.04)	(0:15.50)	(0:15.74)	(0:15.64)	(0:14.78)	(0:14.44)

Scratched: Marble Arch (#3)

Report Created: Fri 15 May 2026

(Note: Races are conducted over an approximate distance as close as possible to the advertised distance, and recorded data may vary accordingly. Official times refer to race times only and do not include handicap times.)

[] Position in running at each section and finish
 TAB# Saddle cloth number
 -:--:-- No data available at this section
 BAR# Barrier/Gate Position
 NA No data available
 DNF Did not finish
 DNT Did not track
 DT-W Distance travelled compared to winner in metres

Fastest split
 Fastest section

data processed by TRIPLESDATA



NZ Metropolitan Trotting Club Inc Harness

Race 6: GARRARDS SIRES' STAKES 3YO C & G SEMI-FINAL (MOBILE PACE) - 1980m

15 May 2026 - 7:38PM

Weather: Cloudy



Field Times 0:26.78 0:13.06
(Race Tempo) (0:13.72) (0:13.06)

Rank	TAB#	Horse	Overall Time	First 400m	Top Speed km/h (Section)	L400	L200						
	(BAR#)	Driver	Margin (DT-W)	Last 600m	Fastest Section (Time)	400 - 200	200 - Finish						
1	9	Jumal	2:23.41	0:28.45	57.7 (200-0)	0:26.40 [4]	0:12.80 [3]						
	(9)	B N Orange		0:40.85	200-0 (0:12.80)	(0:13.60)	(0:12.80)						
2	4	Forever Miki	2:23.46	0:28.07	56.0 (1980 - 1800)	0:26.72 [2]	0:13.11 [1]						
	(4)	S E O'Reilly	0.0L (+1)	0:41.22	200-0 (0:13.11)	(0:13.61)	(0:13.11)						
3	6	Sonofamistery	2:23.50	0:27.58	57.2 (200-0)	0:26.51 [3]	0:12.84 [4]						
	(6)	T M Williams	0.0L (-14)	0:41.01	200-0 (0:12.84)	(0:13.67)	(0:12.84)						
4	1	Get Seaside Lucky	2:23.83	0:27.78	56.8 (200-0)	0:26.55 [6]	0:12.94 [6]						
	(1)	A M Butt	2.4L (-15)	0:41.05	200-0 (0:12.94)	(0:13.61)	(0:12.94)						
5	2	Special Occasion	2:23.85	0:28.11	57.3 (200-0)	0:26.28 [8]	0:12.77 [8]						
	(2)	John R Dunn	2.5L (-13)	0:40.76	200-0 (0:12.77)	(0:13.51)	(0:12.77)						
6	5	Bruciebytheseaside	2:23.88	0:28.67	56.9 (200-0)	0:26.60 [5]	0:13.01 [5]						
	(5)	R D Close	2.7L (+0)	0:41.05	200-0 (0:13.01)	(0:13.60)	(0:13.01)						
7	7	Mystery Creek	2:23.98	0:27.10	57.2 (1980 - 1800)	0:27.35 [1]	0:13.56 [2]						
	(7)	N P Williamson	3.3L (-22)	0:41.70	200-0 (0:13.56)	(0:13.79)	(0:13.56)						
8	10	Stumblin In	2:23.98	0:28.78	57.6 (200-0)	0:26.12 [9]	0:12.74 [10]						
	(10)	C R Ferguson	3.3L (-1)	0:40.55	200-0 (0:12.74)	(0:13.38)	(0:12.74)						
9	8	Freeze Frame	2:23.99	0:28.92	56.7 (400-200)	0:26.54 [7]	0:13.02 [7]						
	(8)	C J Dalgety	3.3L (+0)	0:40.85	200-0 (0:13.02)	(0:13.52)	(0:13.02)						
10	11	Kotare Rimu	2:24.01	0:28.26	57.2 (400-200)	0:26.15 [10]	0:12.77 [9]						
	(11)	S J Thornley	3.4L (-10)	0:40.59	200-0 (0:12.77)	(0:13.38)	(0:12.77)						

Scratched: Marble Arch (#3)

Report Created: Fri 15 May 2026

(Note: Races are conducted over an approximate distance as close as possible to the advertised distance, and recorded data may vary accordingly. Official times refer to race times only and do not include handicap times.)

[] Position in running at each section and finish TAB# Saddle cloth number
 -:-:- No data available at this section BAR# Barrier/Gate Position
 NA No data available DNF Did not finish
 DNT Did not track DT-W Distance travelled compared to winner in metres

Fastest split
 Fastest section

data processed by TRIPLES DATA

Horse/Jockey Name	Jumal/B N Orange
Finish Rank	1
Fastest Section Time (Section)	0:12.80 (200-0)
Top Speed [km/h] (Section)	57.7 (200-0)
Race State	Finished



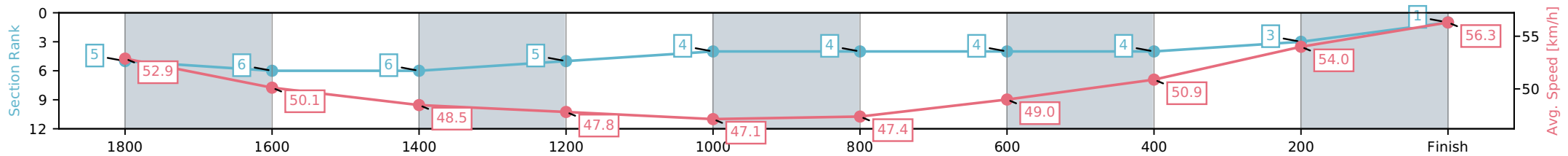
NZ Metropolitan Trotting Club Inc Harness
 Race 6: GARRARDS SIRES' STAKES 3YO C & G SEMI-FINAL
 (MOBILE PACE) - 1980m



15 May 2026 - 7:38PM

Weather: Cloudy

Section	L1980	L1800	L1600	L1400	L1200	L1000	L800	L600	L400	L200
Section Times	2:23.41 (0:11.86)	2:11.55 [5] (0:14.62)	1:56.93 [6] (0:15.15)	1:41.78 [6] (0:15.06)	1:26.71 [5] (0:15.63)	1:11.09 [4] (0:15.52)	0:55.56 [4] (0:14.70)	0:40.86 [4] (0:14.45)	0:26.40 [4] (0:13.60)	0:12.80 [3] (0:12.80)
Average Speed [km/h]	52.9	50.1	48.5	47.8	47.1	47.4	49.0	50.9	54.0	56.3
Top Speed [km/h]	54.0	53.2	49.2	48.6	47.6	47.9	50.4	52.3	56.7	57.7
Avg. Dist. to Rail [m]	10.5	2.7	2.8	3.6	2.7	3.0	3.0	3.0	3.4	5.3



- [] Ranking at each section and finish
- :-:- No data available at this section
- NA No data available

Horse/Jockey Name	Forever Miki/S E O'Reilly
Finish Rank	2
Fastest Section Time (Section)	0:13.11 (200-0)
Top Speed [km/h] (Section)	56.0 (1980 - 1800)
Race State	Finished



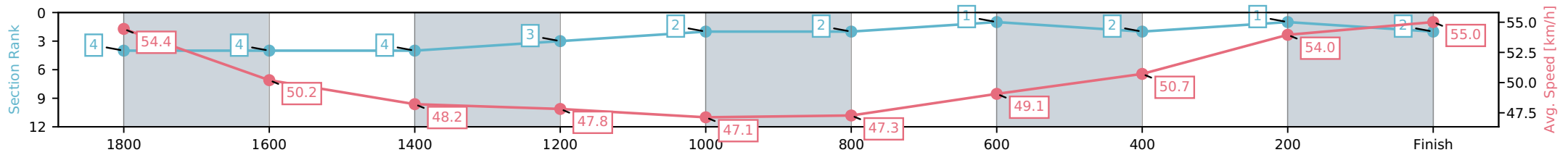
NZ Metropolitan Trotting Club Inc Harness
 Race 6: GARRARDS SIRES' STAKES 3YO C & G SEMI-FINAL
 (MOBILE PACE) - 1980m



15 May 2026 - 7:38PM

Weather: Cloudy

Section	L1980	L1800	L1600	L1400	L1200	L1000	L800	L600	L400	L200
Section Times	2:23.46 (0:11.53)	2:11.93 [4] (0:14.60)	1:57.33 [4] (0:15.21)	1:42.12 [4] (0:15.06)	1:27.06 [3] (0:15.62)	1:11.44 [2] (0:15.56)	0:55.88 [2] (0:14.67)	0:41.21 [1] (0:14.50)	0:26.72 [2] (0:13.61)	0:13.11 [1] (0:13.11)
Average Speed [km/h]	54.4	50.2	48.2	47.8	47.1	47.3	49.1	50.7	54.0	55.0
Top Speed [km/h]	56.0	54.0	48.5	48.5	47.3	47.6	50.4	51.8	55.6	55.7
Avg. Dist. to Rail [m]	4.7	2.6	2.5	3.4	2.8	2.9	2.9	2.9	3.1	3.7



- [] Ranking at each section and finish
- :-:- No data available at this section
- NA No data available

Horse/Jockey Name	Sonofamistry/T M Williams
Finish Rank	3
Fastest Section Time (Section)	0:12.84 (200-0)
Top Speed [km/h] (Section)	57.2 (200-0)
Race State	Finished



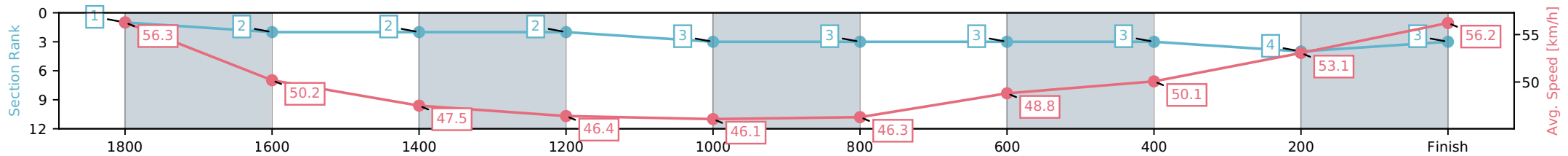
NZ Metropolitan Trotting Club Inc Harness
 Race 6: GARRARDS SIRES' STAKES 3YO C & G SEMI-FINAL
 (MOBILE PACE) - 1980m



15 May 2026 - 7:38PM

Weather: Cloudy

Section	L1980	L1800	L1600	L1400	L1200	L1000	L800	L600	L400	L200
Section Times	2:23.50 (0:11.07)	2:12.43 [1] (0:14.45)	1:57.97 [2] (0:15.25)	1:42.72 [2] (0:15.52)	1:27.20 [2] (0:15.78)	1:11.42 [3] (0:15.66)	0:55.76 [3] (0:14.75)	0:41.01 [3] (0:14.50)	0:26.51 [3] (0:13.67)	0:12.84 [4] (0:12.84)
Average Speed [km/h]	56.3	50.2	47.5	46.4	46.1	46.3	48.8	50.1	53.1	56.2
Top Speed [km/h]	57.1	54.6	47.8	47.5	46.2	46.9	50.4	50.9	55.9	57.2
Avg. Dist. to Rail [m]	5.2	1.3	1.1	1.4	1.3	1.0	0.7	1.1	1.1	1.3



- [] Ranking at each section and finish
- :-:- No data available at this section
- NA No data available

Horse/Jockey Name	Get Seaside Lucky/A M Butt
Finish Rank	4
Fastest Section Time (Section)	0:12.94 (200-0)
Top Speed [km/h] (Section)	56.8 (200-0)
Race State	Finished



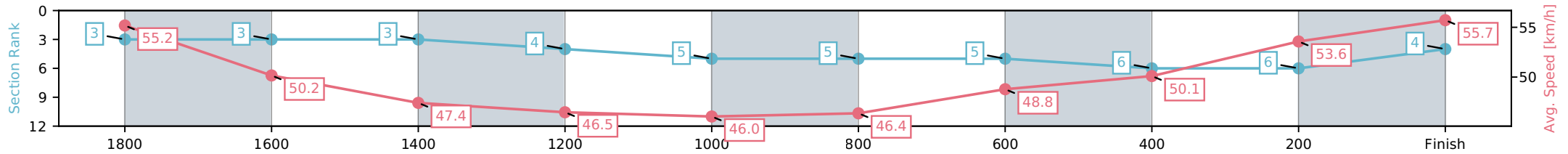
NZ Metropolitan Trotting Club Inc Harness
 Race 6: GARRARDS SIRES' STAKES 3YO C & G SEMI-FINAL
 (MOBILE PACE) - 1980m



15 May 2026 - 7:38PM

Weather: Cloudy

Section	L1980	L1800	L1600	L1400	L1200	L1000	L800	L600	L400	L200
Section Times	2:23.83 (0:11.38)	2:12.45 [3] (0:14.46)	1:57.99 [3] (0:15.27)	1:42.72 [3] (0:15.50)	1:27.21 [4] (0:15.77)	1:11.45 [5] (0:15.64)	0:55.81 [5] (0:14.76)	0:41.05 [5] (0:14.50)	0:26.55 [6] (0:13.61)	0:12.94 [6] (0:12.94)
Average Speed [km/h]	55.2	50.2	47.4	46.5	46.0	46.4	48.8	50.1	53.6	55.7
Top Speed [km/h]	55.9	54.7	47.9	48.0	46.6	47.3	50.7	51.6	56.3	56.8
Avg. Dist. to Rail [m]	1.9	1.1	0.9	1.3	1.0	1.1	1.1	1.3	2.3	6.2



- [] Ranking at each section and finish
- :-:- No data available at this section
- NA No data available

Horse/Jockey Name	Special Occasion/John R Dunn
Finish Rank	5
Fastest Section Time (Section)	0:12.77 (200-0)
Top Speed [km/h] (Section)	57.3 (200-0)
Race State	Finished



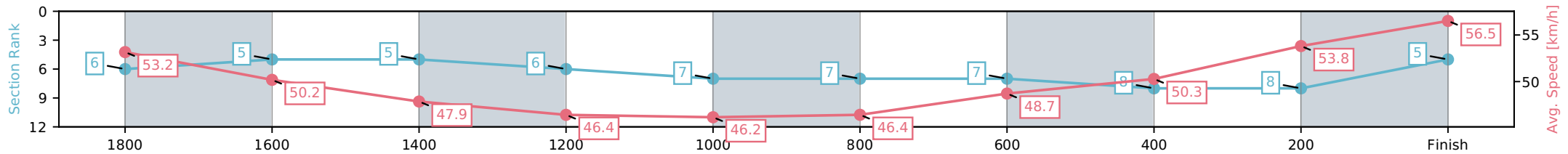
NZ Metropolitan Trotting Club Inc Harness
 Race 6: GARRARDS SIRES' STAKES 3YO C & G SEMI-FINAL
 (MOBILE PACE) - 1980m



15 May 2026 - 7:38PM

Weather: Cloudy

Section	L1980	L1800	L1600	L1400	L1200	L1000	L800	L600	L400	L200
Section Times	2:23.85 (0:11.87)	2:11.98 [6] (0:14.42)	1:57.56 [5] (0:15.14)	1:42.42 [5] (0:15.51)	1:26.92 [6] (0:15.74)	1:11.18 [7] (0:15.64)	0:55.53 [7] (0:14.77)	0:40.77 [7] (0:14.48)	0:26.28 [8] (0:13.51)	0:12.77 [8] (0:12.77)
Average Speed [km/h]	53.2	50.2	47.9	46.4	46.2	46.4	48.7	50.3	53.8	56.5
Top Speed [km/h]	54.0	53.1	49.3	48.0	46.9	47.3	50.8	52.2	56.7	57.3
Avg. Dist. to Rail [m]	3.6	1.1	1.0	1.5	1.2	1.3	1.2	1.6	1.5	1.5



- [] Ranking at each section and finish
- :-:- No data available at this section
- NA No data available

Horse/Jockey Name	Bruciebytheseaside/R D Close
Finish Rank	6
Fastest Section Time (Section)	0:13.01 (200-0)
Top Speed [km/h] (Section)	56.9 (200-0)
Race State	Finished



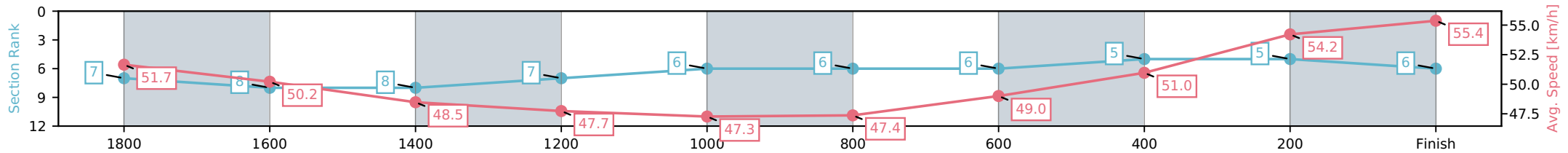
NZ Metropolitan Trotting Club Inc Harness
 Race 6: GARRARDS SIRES' STAKES 3YO C & G SEMI-FINAL
 (MOBILE PACE) - 1980m



15 May 2026 - 7:38PM

Weather: Cloudy

Section	L1980	L1800	L1600	L1400	L1200	L1000	L800	L600	L400	L200
Section Times	2:23.88 (0:12.19)	2:11.69 [7] (0:14.60)	1:57.09 [8] (0:15.15)	1:41.94 [8] (0:15.08)	1:26.86 [7] (0:15.60)	1:11.27 [6] (0:15.53)	0:55.74 [6] (0:14.70)	0:41.04 [6] (0:14.44)	0:26.60 [5] (0:13.60)	0:13.01 [5] (0:13.01)
Average Speed [km/h]	51.7	50.2	48.5	47.7	47.3	47.4	49.0	51.0	54.2	55.4
Top Speed [km/h]	53.0	53.5	49.5	48.6	47.8	48.2	50.7	52.7	56.7	56.9
Avg. Dist. to Rail [m]	5.9	2.7	2.8	3.6	2.8	3.1	3.1	3.1	4.0	8.4



- [] Ranking at each section and finish
- :-:- No data available at this section
- NA No data available

Horse/Jockey Name	Mystery Creek/N P Williamson
Finish Rank	7
Fastest Section Time (Section)	0:13.56 (200-0)
Top Speed [km/h] (Section)	57.2 (1980 - 1800)
Race State	Finished



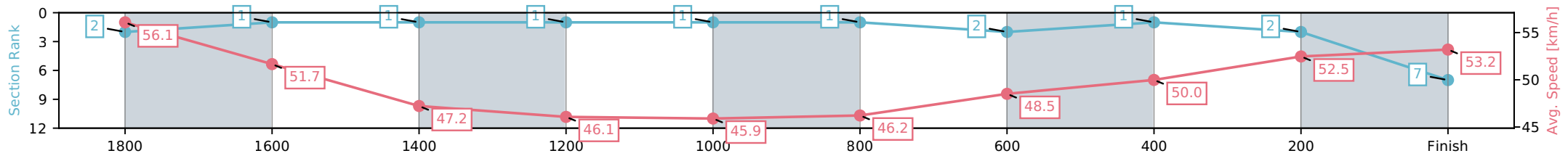
NZ Metropolitan Trotting Club Inc Harness
 Race 6: GARRARDS SIRES' STAKES 3YO C & G SEMI-FINAL
 (MOBILE PACE) - 1980m



15 May 2026 - 7:38PM

Weather: Cloudy

Section	L1980	L1800	L1600	L1400	L1200	L1000	L800	L600	L400	L200
Section Times	2:23.98 (0:11.15)	2:12.83 [2] (0:14.00)	1:58.83 [1] (0:15.21)	1:43.62 [1] (0:15.63)	1:27.99 [1] (0:15.78)	1:12.21 [1] (0:15.67)	0:56.54 [1] (0:14.84)	0:41.70 [2] (0:14.35)	0:27.35 [1] (0:13.79)	0:13.56 [2] (0:13.56)
Average Speed [km/h]	56.1	51.7	47.2	46.1	45.9	46.2	48.5	50.0	52.5	53.2
Top Speed [km/h]	57.2	55.9	48.2	47.0	46.4	46.9	50.0	51.0	53.6	53.5
Avg. Dist. to Rail [m]	7.4	1.4	0.6	1.3	0.8	1.0	0.8	0.4	1.3	3.0



- [] Ranking at each section and finish
- :-:- No data available at this section
- NA No data available

Horse/Jockey Name	Stumblin In/C R Ferguson
Finish Rank	8
Fastest Section Time (Section)	0:12.74 (200-0)
Top Speed [km/h] (Section)	57.6 (200-0)
Race State	Finished



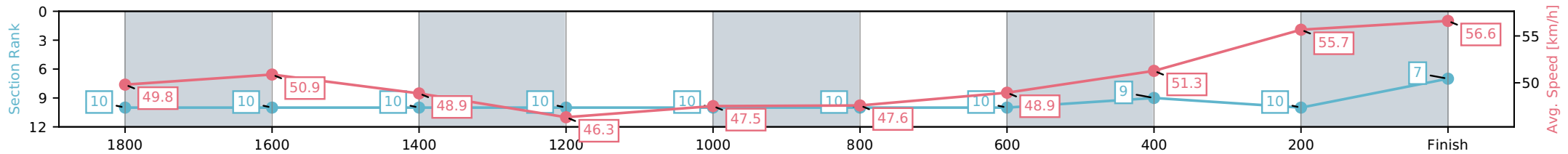
NZ Metropolitan Trotting Club Inc Harness
 Race 6: GARRARDS SIRES' STAKES 3YO C & G SEMI-FINAL
 (MOBILE PACE) - 1980m



15 May 2026 - 7:38PM

Weather: Cloudy

Section	L1980	L1800	L1600	L1400	L1200	L1000	L800	L600	L400	L200
Section Times	2:23.98 (0:13.07)	2:10.91 [10] (0:14.25)	1:56.66 [10] (0:14.83)	1:41.84 [10] (0:15.54)	1:26.30 [10] (0:15.54)	1:10.76 [10] (0:15.50)	0:55.26 [10] (0:14.71)	0:40.55 [10] (0:14.43)	0:26.12 [9] (0:13.38)	0:12.74 [10] (0:12.74)
Average Speed [km/h]	49.8	50.9	48.9	46.3	47.5	47.6	48.9	51.3	55.7	56.6
Top Speed [km/h]	51.6	52.1	49.5	48.7	48.5	49.4	51.6	53.8	57.2	57.6
Avg. Dist. to Rail [m]	2.8	1.2	1.1	1.9	2.9	3.4	3.3	3.6	5.9	13.0



- [] Ranking at each section and finish
- :-:- No data available at this section
- NA No data available

Horse/Jockey Name	Freeze Frame/C J Dalgety
Finish Rank	9
Fastest Section Time (Section)	0:13.02 (200-0)
Top Speed [km/h] (Section)	56.7 (400-200)
Race State	Finished



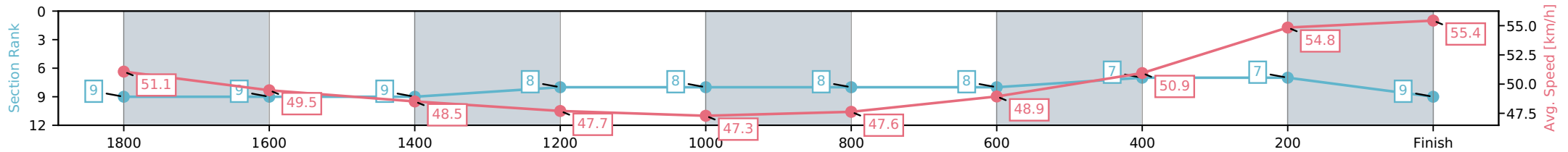
NZ Metropolitan Trotting Club Inc Harness
 Race 6: GARRARDS SIRES' STAKES 3YO C & G SEMI-FINAL
 (MOBILE PACE) - 1980m



15 May 2026 - 7:38PM

Weather: Cloudy

Section	L1980	L1800	L1600	L1400	L1200	L1000	L800	L600	L400	L200
Section Times	2:23.99 (0:12.31)	2:11.68 [9] (0:14.74)	1:56.94 [9] (0:15.07)	1:41.87 [9] (0:15.09)	1:26.78 [8] (0:15.74)	1:11.03 [8] (0:15.48)	0:55.55 [8] (0:14.71)	0:40.85 [8] (0:14.31)	0:26.54 [7] (0:13.52)	0:13.02 [7] (0:13.02)
Average Speed [km/h]	51.1	49.5	48.5	47.7	47.3	47.6	48.9	50.9	54.8	55.4
Top Speed [km/h]	51.7	50.6	49.6	48.7	47.8	50.2	51.0	53.2	56.7	56.7
Avg. Dist. to Rail [m]	9.1	2.5	2.5	4.4	4.0	3.4	2.4	1.8	5.1	10.2



- [] Ranking at each section and finish
- :-:- No data available at this section
- NA No data available

Horse/Jockey Name	Kotare Rimu/S J Thornley
Finish Rank	10
Fastest Section Time (Section)	0:12.77 (200-0)
Top Speed [km/h] (Section)	57.2 (400-200)
Race State	Finished



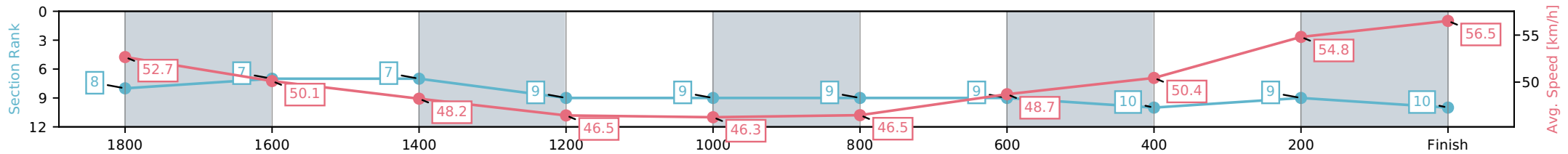
NZ Metropolitan Trotting Club Inc Harness
 Race 6: GARRARDS SIRES' STAKES 3YO C & G SEMI-FINAL
 (MOBILE PACE) - 1980m



15 May 2026 - 7:38PM

Weather: Cloudy

Section	L1980	L1800	L1600	L1400	L1200	L1000	L800	L600	L400	L200
Section Times	2:24.01 (0:12.27)	2:11.74 [8] (0:14.46)	1:57.28 [7] (0:15.04)	1:42.24 [7] (0:15.50)	1:26.75 [9] (0:15.74)	1:11.01 [9] (0:15.64)	0:55.37 [9] (0:14.78)	0:40.59 [9] (0:14.44)	0:26.15 [10] (0:13.38)	0:12.77 [9] (0:12.77)
Average Speed [km/h]	52.7	50.1	48.2	46.5	46.3	46.5	48.7	50.4	54.8	56.5
Top Speed [km/h]	53.4	52.3	49.3	48.2	47.2	47.7	50.9	52.8	57.2	57.2
Avg. Dist. to Rail [m]	3.0	1.0	1.1	1.7	1.3	1.5	1.4	1.7	2.8	4.8



- [] Ranking at each section and finish
- :-:- No data available at this section
- NA No data available