



NZ Metropolitan Trotting Club Inc Harness

Race 7: STUDHOLME BLOODSTOCK BIONIC CHANCE BRACELET (MOBILE PACE) (Gr2) - 1980m

15 May 2026 - 8:05PM

Weather: Cloudy



Field Times	2:25.93	2:14.69	2:00.54	1:45.35	1:30.52	1:15.06	0:59.20	0:43.66
(Race Tempo)	(0:11.23)	(0:14.15)	(0:15.20)	(0:14.83)	(0:15.46)	(0:15.86)	(0:15.54)	(0:15.01)

Rank	TAB#	Horse	Overall Time	First 400m	Top Speed km/h (Section)	L1980	L1800	L1600	L1400	L1200	L1000	L800	L600
	(BAR#)	Driver	Margin (DT-W)	Last 600m	Fastest Section (Time)	Start - 1800	1800 - 1600	1600 - 1400	1400 - 1200	1200 - 1000	1000 - 800	800 - 600	600 - 400
1	5	Beware The Storm	2:25.93	0:28.68	53.2 (400-200)	2:25.93	2:14.05 [7]	1:59.24 [6]	1:44.54 [5]	1:30.15 [3]	1:14.41 [5]	0:58.59 [4]	0:43.10 [4]
	(5)	John R Dunn		0:43.10	200-0 (0:13.88)	(0:11.88)	(0:14.81)	(0:14.70)	(0:14.39)	(0:15.74)	(0:15.82)	(0:15.49)	(0:14.96)
2	3	Nella Keenan	2:26.03	0:28.35	54.7 (1980 - 1800)	2:26.03	2:14.42 [4]	1:59.68 [5]	1:44.56 [6]	1:29.58 [7]	1:14.19 [7]	0:58.34 [6]	0:42.83 [6]
	(3)	R T May	0.6L (-3)	0:42.83	200-0 (0:13.65)	(0:11.61)	(0:14.74)	(0:15.12)	(0:14.98)	(0:15.39)	(0:15.85)	(0:15.51)	(0:14.90)
3	1	Wat Fun	2:26.28	0:27.68	55.7 (1980 - 1800)	2:26.28	2:14.85 [2]	2:00.58 [2]	1:45.38 [2]	1:30.56 [2]	1:15.09 [2]	0:59.22 [3]	0:43.70 [3]
	(1)	O G Thornley	2.0L (-20)	0:43.70	200-0 (0:13.85)	(0:11.43)	(0:14.28)	(0:15.19)	(0:14.82)	(0:15.48)	(0:15.87)	(0:15.52)	(0:15.01)
4	9	Validation	2:26.96	0:27.73	55.1 (1980 - 1800)	2:26.96	2:15.09 [6]	2:00.83 [4]	1:45.73 [4]	1:30.90 [5]	1:15.44 [4]	0:59.57 [5]	0:44.02 [5]
	(9)	C R Ferguson	5.9L (-19)	0:44.01	200-0 (0:14.18)	(0:11.87)	(0:14.26)	(0:15.10)	(0:14.82)	(0:15.47)	(0:15.87)	(0:15.55)	(0:14.98)
5	11	Ashes Of Midnight	2:27.05	0:28.66	54.4 (1980 - 1800)	2:27.05	2:14.88 [9]	1:59.99 [8]	1:45.23 [8]	1:30.27 [8]	1:14.86 [8]	0:59.04 [8]	0:43.49 [8]
	(11)	T M Williams	6.4L (-1)	0:43.49	200-0 (0:14.23)	(0:12.18)	(0:14.88)	(0:14.76)	(0:14.96)	(0:15.40)	(0:15.82)	(0:15.55)	0:14.88
6	2	Rosetta Road	2:27.39	0:28.85	53.5 (1980 - 1800)	2:27.39	2:15.53 [5]	2:00.56 [7]	1:45.54 [9]	1:30.48 [9]	1:15.06 [9]	0:59.17 [9]	0:43.67 [9]
	(2)	S E O'Reilly	8.4L (-18)	0:43.68	200-0 (0:14.31)	(0:11.86)	(0:14.96)	(0:15.02)	(0:15.07)	(0:15.41)	(0:15.90)	(0:15.49)	(0:15.03)
7	4	Devil Woman	2:27.40	0:27.46	56.0 (1980 - 1800)	2:27.40	2:16.16 [1]	2:02.01 [1]	1:46.82 [1]	1:31.99 [1]	1:16.53 [1]	1:00.67 [1]	0:45.13 [1]
	(4)	C J Dalgety	8.4L (-21)	0:45.13	1800-1600 (0:14.15)	(0:11.24)	0:14.15	(0:15.20)	(0:14.83)	(0:15.46)	(0:15.86)	(0:15.54)	(0:15.01)
8	7	Tuapeka Rubie	2:27.65	0:29.08	53.2 (1980 - 1800)	2:27.65	2:15.54 [8]	2:00.56 [9]	1:45.87 [7]	1:31.79 [4]	1:16.43 [3]	1:00.63 [2]	0:45.16 [2]
	(7)	B N Orange	9.8L (+1)	0:45.16	1400-1200 (0:14.09)	(0:12.12)	(0:14.98)	0:14.69	0:14.09	0:15.36	(0:15.80)	0:15.47	(0:15.02)
9	6	Rakero Maddie	2:27.77	0:28.01	55.1 (1980 - 1800)	2:27.77	2:16.32 [3]	2:01.75 [3]	1:46.74 [3]	1:31.68 [6]	1:16.03 [6]	1:00.07 [7]	0:44.49 [7]
	(6)	G D Smith	10.5L (-18)	0:44.49	1800-1600 (0:14.56)	(0:11.46)	(0:14.56)	(0:15.02)	(0:15.05)	(0:15.65)	(0:15.96)	(0:15.57)	(0:14.91)
10	8	Wicked Deal	2:28.12	0:29.48	52.6 (1980 - 1800)	2:28.12	2:15.62 [10]	2:00.62 [10]	1:45.85 [10]	1:30.95 [10]	1:15.48 [10]	0:59.79 [10]	0:44.20 [10]
	(8)	M J Williamson	12.5L (-2)	0:44.19	400-200 (0:14.53)	(0:12.50)	(0:15.00)	(0:14.76)	(0:14.90)	(0:15.47)	0:15.69	(0:15.59)	(0:14.93)

Scratched: Gottagoodfeeling (#10)

Report Created: Fri 15 May 2026

(Note: Races are conducted over an approximate distance as close as possible to the advertised distance, and recorded data may vary accordingly. Official times refer to race times only and do not include handicap times.)

[] Position in running at each section and finish TAB# Saddle cloth number

-:-:- No data available at this section

NA No data available

DNT Did not track

BAR# Barrier/Gate Position

DNF Did not finish

DT-W Distance travelled compared to winner in metres

Fastest split

Fastest section

data processed by





NZ Metropolitan Trotting Club Inc Harness

Race 7: STUDHOLME BLOODSTOCK BIONIC CHANCE BRACELET (MOBILE PACE) (Gr2) - 1980m

15 May 2026 - 8:05PM

Weather: Cloudy



Field Times 0:28.65 0:13.88
(Race Tempo) (0:14.77) (0:13.88)

Rank	TAB#	Horse	Overall Time	First 400m	Top Speed km/h (Section)	L400	L200						
	(BAR#)	Driver	Margin (DT-W)	Last 600m	Fastest Section (Time)	400 - 200	200 - Finish						
1	5	Beware The Storm	2:25.93	0:28.68	53.2 (400-200)	0:28.14 [4]	0:13.88 [1]						
	(5)	John R Dunn		0:43.10	200-0 (0:13.88)	(0:14.26)	(0:13.88)						
2	3	Nella Keenan	2:26.03	0:28.35	54.7 (1980 - 1800)	0:27.93 [6]	0:13.65 [3]						
	(3)	R T May	0.6L (-3)	0:42.83	200-0 (0:13.65)	(0:14.28)	(0:13.65)						
3	1	Wat Fun	2:26.28	0:27.68	55.7 (1980 - 1800)	0:28.69 [3]	0:13.85 [4]						
	(1)	O G Thornley	2.0L (-20)	0:43.70	200-0 (0:13.85)	(0:14.84)	(0:13.85)						
4	9	Validation	2:26.96	0:27.73	55.1 (1980 - 1800)	0:29.04 [5]	0:14.18 [6]						
	(9)	C R Ferguson	5.9L (-19)	0:44.01	200-0 (0:14.18)	(0:14.85)	(0:14.18)						
5	11	Ashes Of Midnight	2:27.05	0:28.66	54.4 (1980 - 1800)	0:28.61 [8]	0:14.23 [7]						
	(11)	T M Williams	6.4L (-1)	0:43.49	200-0 (0:14.23)	(0:14.38)	(0:14.23)						
6	2	Rosetta Road	2:27.39	0:28.85	53.5 (1980 - 1800)	0:28.65 [9]	0:14.31 [9]						
	(2)	S E O'Reilly	8.4L (-18)	0:43.68	200-0 (0:14.31)	(0:14.34)	(0:14.31)						
7	4	Devil Woman	2:27.40	0:27.46	56.0 (1980 - 1800)	0:30.12 [1]	0:15.15 [2]						
	(4)	C J Dalgety	8.4L (-21)	0:45.13	1800-1600 (0:14.15)	(0:14.97)	(0:15.15)						
8	7	Tuapeka Rubie	2:27.65	0:29.08	53.2 (1980 - 1800)	0:30.14 [2]	0:15.08 [5]						
	(7)	B N Orange	9.8L (+1)	0:45.16	1400-1200 (0:14.09)	(0:15.06)	(0:15.08)						
9	6	Rakero Maddie	2:27.77	0:28.01	55.1 (1980 - 1800)	0:29.58 [7]	0:14.80 [8]						
	(6)	G D Smith	10.5L (-18)	0:44.49	1800-1600 (0:14.56)	(0:14.78)	(0:14.80)						
10	8	Wicked Deal	2:28.12	0:29.48	52.6 (1980 - 1800)	0:29.26 [10]	0:14.73 [10]						
	(8)	M J Williamson	12.5L (-2)	0:44.19	400-200 (0:14.53)	(0:14.53)	(0:14.73)						

Scratched: Gottagoodfeeling (#10)

Report Created: Fri 15 May 2026

(Note: Races are conducted over an approximate distance as close as possible to the advertised distance, and recorded data may vary accordingly. Official times refer to race times only and do not include handicap times.)

[] Position in running at each section and finish TAB# Saddle cloth number

Fastest split

-:-:- No data available at this section

BAR# Barrier/Gate Position

Fastest section

NA No data available

DNF Did not finish

DNT Did not track

DT-W Distance travelled compared to winner in metres

Horse/Jockey Name	Beware The Storm/John R Dunn
Finish Rank	1
Fastest Section Time (Section)	0:13.88 (200-0)
Top Speed [km/h] (Section)	53.2 (400-200)
Race State	Finished



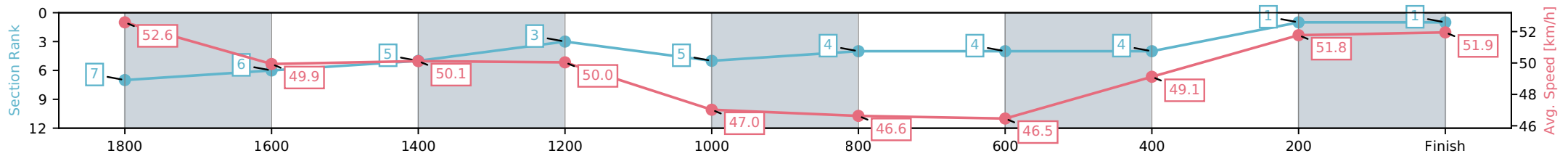
NZ Metropolitan Trotting Club Inc Harness
 Race 7: STUDHOLME BLOODSTOCK BIONIC CHANCE
 BRACELET (MOBILE PACE) (Gr2) - 1980m



15 May 2026 - 8:05PM

Weather: Cloudy

Section	L1980	L1800	L1600	L1400	L1200	L1000	L800	L600	L400	L200
Section Times	2:25.93 (0:11.88)	2:14.05 [7] (0:14.81)	1:59.24 [6] (0:14.70)	1:44.54 [5] (0:14.39)	1:30.15 [3] (0:15.74)	1:14.41 [5] (0:15.82)	0:58.59 [4] (0:15.49)	0:43.10 [4] (0:14.96)	0:28.14 [4] (0:14.26)	0:13.88 [1] (0:13.88)
Average Speed [km/h]	52.6	49.9	50.1	50.0	47.0	46.6	46.5	49.1	51.8	51.9
Top Speed [km/h]	53.1	52.0	52.0	52.2	48.0	48.0	47.3	49.8	53.2	53.0
Avg. Dist. to Rail [m]	8.1	4.7	3.4	6.0	3.4	3.1	2.8	2.9	3.9	4.6



- [] Ranking at each section and finish
- :-:- No data available at this section
- NA No data available

Horse/Jockey Name	Nella Keenan/R T May
Finish Rank	2
Fastest Section Time (Section)	0:13.65 (200-0)
Top Speed [km/h] (Section)	54.7 (1980 - 1800)
Race State	Finished



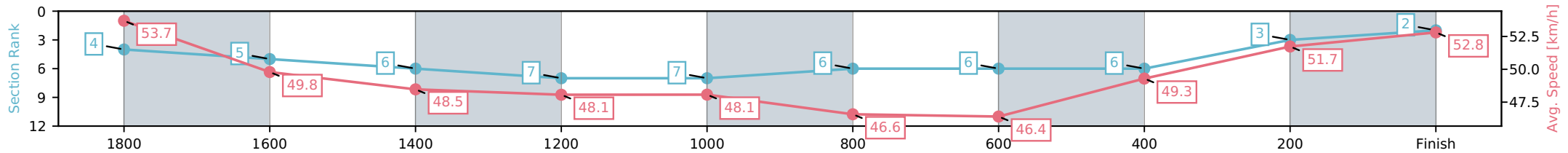
NZ Metropolitan Trotting Club Inc Harness
 Race 7: STUDHOLME BLOODSTOCK BIONIC CHANCE
 BRACELET (MOBILE PACE) (Gr2) - 1980m



15 May 2026 - 8:05PM

Weather: Cloudy

Section	L1980	L1800	L1600	L1400	L1200	L1000	L800	L600	L400	L200
Section Times	2:26.03 (0:11.61)	2:14.42 [4] (0:14.74)	1:59.68 [5] (0:15.12)	1:44.56 [6] (0:14.98)	1:29.58 [7] (0:15.39)	1:14.19 [7] (0:15.85)	0:58.34 [6] (0:15.51)	0:42.83 [6] (0:14.90)	0:27.93 [6] (0:14.28)	0:13.65 [3] (0:13.65)
Average Speed [km/h]	53.7	49.8	48.5	48.1	48.1	46.6	46.4	49.3	51.7	52.8
Top Speed [km/h]	54.7	52.2	49.4	48.8	50.7	48.4	47.0	50.1	53.9	54.2
Avg. Dist. to Rail [m]	5.2	3.2	2.5	4.4	3.4	3.2	2.8	2.8	4.2	7.0



- [] Ranking at each section and finish
- :-:- No data available at this section
- NA No data available

Horse/Jockey Name	Wat Fun/O G Thornley
Finish Rank	3
Fastest Section Time (Section)	0:13.85 (200-0)
Top Speed [km/h] (Section)	55.7 (1980 - 1800)
Race State	Finished



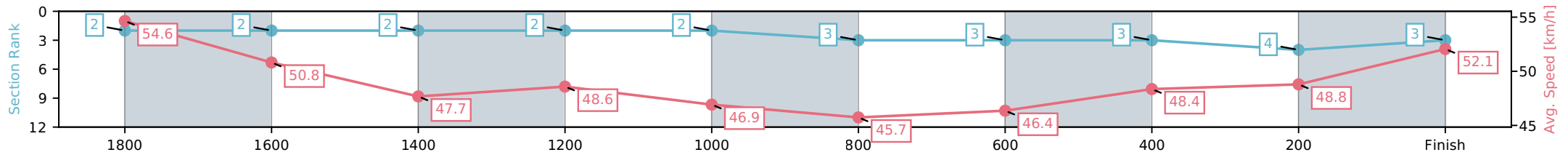
NZ Metropolitan Trotting Club Inc Harness
 Race 7: STUDHOLME BLOODSTOCK BIONIC CHANCE
 BRACELET (MOBILE PACE) (Gr2) - 1980m



15 May 2026 - 8:05PM

Weather: Cloudy

Section	L1980	L1800	L1600	L1400	L1200	L1000	L800	L600	L400	L200
Section Times	2:26.28 (0:11.43)	2:14.85 [2] (0:14.28)	2:00.58 [2] (0:15.19)	1:45.38 [2] (0:14.82)	1:30.56 [2] (0:15.48)	1:15.09 [2] (0:15.87)	0:59.22 [3] (0:15.52)	0:43.70 [3] (0:15.01)	0:28.69 [3] (0:14.84)	0:13.85 [4] (0:13.85)
Average Speed [km/h]	54.6	50.8	47.7	48.6	46.9	45.7	46.4	48.4	48.8	52.1
Top Speed [km/h]	55.7	54.3	48.7	50.1	48.3	47.1	46.9	49.1	51.4	52.8
Avg. Dist. to Rail [m]	2.0	1.2	1.1	2.3	1.1	1.0	0.9	1.1	1.0	1.8



- [] Ranking at each section and finish
- :-:- No data available at this section
- NA No data available

Horse/Jockey Name	Validation/C R Ferguson
Finish Rank	4
Fastest Section Time (Section)	0:14.18 (200-0)
Top Speed [km/h] (Section)	55.1 (1980 - 1800)
Race State	Finished



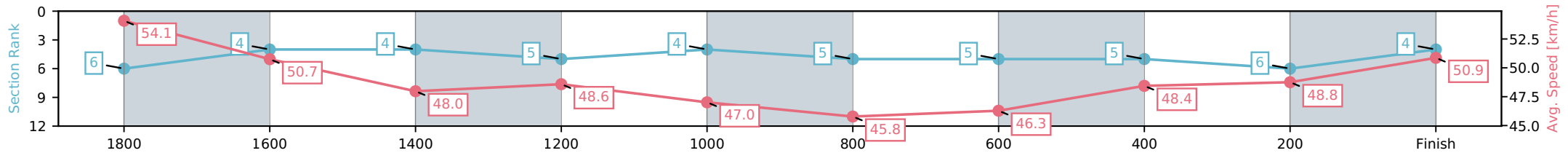
NZ Metropolitan Trotting Club Inc Harness
 Race 7: STUDHOLME BLOODSTOCK BIONIC CHANCE
 BRACELET (MOBILE PACE) (Gr2) - 1980m



15 May 2026 - 8:05PM

Weather: Cloudy

Section	L1980	L1800	L1600	L1400	L1200	L1000	L800	L600	L400	L200
Section Times	2:26.96 (0:11.87)	2:15.09 [6] (0:14.26)	2:00.83 [4] (0:15.10)	1:45.73 [4] (0:14.82)	1:30.90 [5] (0:15.47)	1:15.44 [4] (0:15.87)	0:59.57 [5] (0:15.55)	0:44.02 [5] (0:14.98)	0:29.04 [5] (0:14.85)	0:14.18 [6] (0:14.18)
Average Speed [km/h]	54.1	50.7	48.0	48.6	47.0	45.8	46.3	48.4	48.8	50.9
Top Speed [km/h]	55.1	53.3	49.3	49.7	47.8	47.1	47.0	49.4	50.4	51.7
Avg. Dist. to Rail [m]	1.6	1.0	1.0	2.3	1.2	1.1	0.9	1.1	1.1	1.0



- [] Ranking at each section and finish
- :-:- No data available at this section
- NA No data available

Horse/Jockey Name	Ashes Of Midnight/T M Williams
Finish Rank	5
Fastest Section Time (Section)	0:14.23 (200-0)
Top Speed [km/h] (Section)	54.4 (1980 - 1800)
Race State	Finished



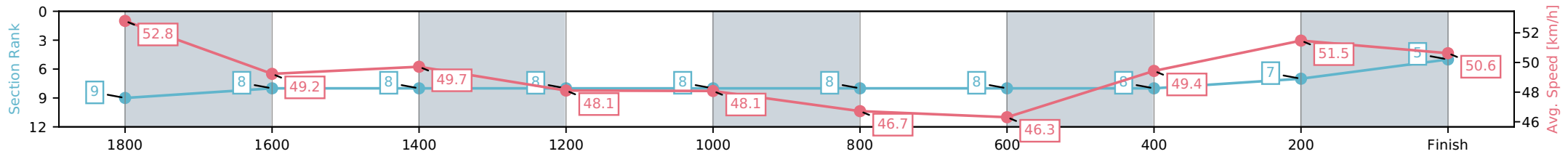
NZ Metropolitan Trotting Club Inc Harness
 Race 7: STUDHOLME BLOODSTOCK BIONIC CHANCE
 BRACELET (MOBILE PACE) (Gr2) - 1980m



15 May 2026 - 8:05PM

Weather: Cloudy

Section	L1980	L1800	L1600	L1400	L1200	L1000	L800	L600	L400	L200
Section Times	2:27.05 (0:12.18)	2:14.88 [9] (0:14.88)	1:59.99 [8] (0:14.76)	1:45.23 [8] (0:14.96)	1:30.27 [8] (0:15.40)	1:14.86 [8] (0:15.82)	0:59.04 [8] (0:15.55)	0:43.49 [8] (0:14.88)	0:28.61 [8] (0:14.38)	0:14.23 [7] (0:14.23)
Average Speed [km/h]	52.8	49.2	49.7	48.1	48.1	46.7	46.3	49.4	51.5	50.6
Top Speed [km/h]	54.4	52.5	50.9	49.3	50.5	49.5	47.4	51.2	52.6	52.5
Avg. Dist. to Rail [m]	3.4	2.7	2.7	4.6	3.5	3.4	3.1	3.0	4.5	7.5



- [] Ranking at each section and finish
- :-:- No data available at this section
- NA No data available

Horse/Jockey Name	Rosetta Road/S E O'Reilly
Finish Rank	6
Fastest Section Time (Section)	0:14.31 (200-0)
Top Speed [km/h] (Section)	53.5 (1980 - 1800)
Race State	Finished



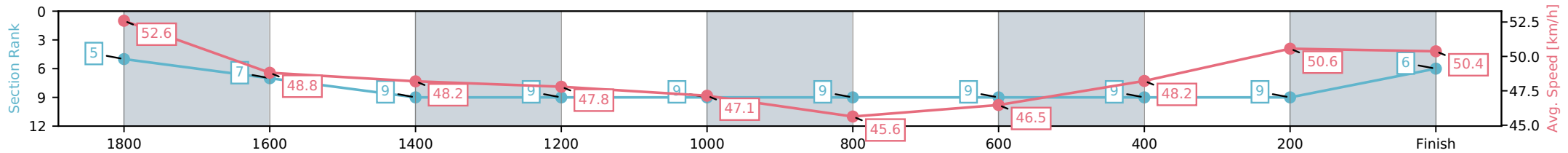
NZ Metropolitan Trotting Club Inc Harness
 Race 7: STUDHOLME BLOODSTOCK BIONIC CHANCE
 BRACELET (MOBILE PACE) (Gr2) - 1980m



15 May 2026 - 8:05PM

Weather: Cloudy

Section	L1980	L1800	L1600	L1400	L1200	L1000	L800	L600	L400	L200
Section Times	2:27.39 (0:11.86)	2:15.53 [5] (0:14.96)	2:00.56 [7] (0:15.02)	1:45.54 [9] (0:15.07)	1:30.48 [9] (0:15.41)	1:15.06 [9] (0:15.90)	0:59.17 [9] (0:15.49)	0:43.67 [9] (0:15.03)	0:28.65 [9] (0:14.34)	0:14.31 [9] (0:14.31)
Average Speed [km/h]	52.6	48.8	48.2	47.8	47.1	45.6	46.5	48.2	50.6	50.4
Top Speed [km/h]	53.5	51.3	48.7	48.5	48.3	47.1	47.1	50.1	51.1	51.2
Avg. Dist. to Rail [m]	3.5	2.5	0.9	2.2	1.1	1.1	1.0	1.0	1.1	1.5



- [] Ranking at each section and finish
- :-:- No data available at this section
- NA No data available

Horse/Jockey Name	Devil Woman/C J Dalgety
Finish Rank	7
Fastest Section Time (Section)	0:14.15 (1800-1600)
Top Speed [km/h] (Section)	56.0 (1980 - 1800)
Race State	Finished



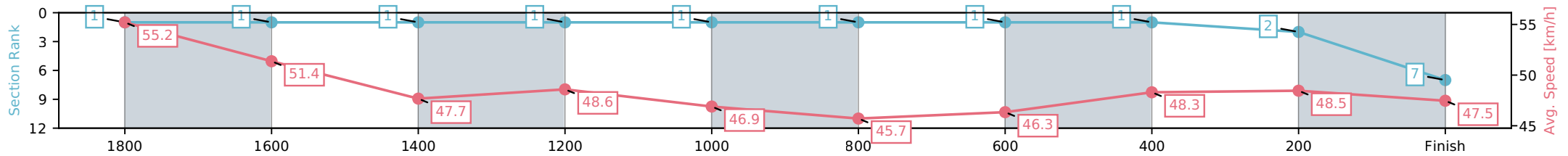
NZ Metropolitan Trotting Club Inc Harness
 Race 7: STUDHOLME BLOODSTOCK BIONIC CHANCE
 BRACELET (MOBILE PACE) (Gr2) - 1980m



15 May 2026 - 8:05PM

Weather: Cloudy

Section	L1980	L1800	L1600	L1400	L1200	L1000	L800	L600	L400	L200
Section Times	2:27.40 (0:11.24)	2:16.16 [1] (0:14.15)	2:02.01 [1] (0:15.20)	1:46.82 [1] (0:14.83)	1:31.99 [1] (0:15.46)	1:16.53 [1] (0:15.86)	1:00.67 [1] (0:15.54)	0:45.13 [1] (0:15.01)	0:30.12 [1] (0:14.97)	0:15.15 [2] (0:15.15)
Average Speed [km/h]	55.2	51.4	47.7	48.6	46.9	45.7	46.3	48.3	48.5	47.5
Top Speed [km/h]	56.0	54.3	48.6	50.1	48.0	47.2	47.0	49.2	49.2	49.2
Avg. Dist. to Rail [m]	6.4	2.0	1.1	2.3	0.9	1.0	1.1	1.2	1.5	3.7



- [] Ranking at each section and finish
- :-:- No data available at this section
- NA No data available

Horse/Jockey Name	Tuapeka Rubie/B N Orange
Finish Rank	8
Fastest Section Time (Section)	0:14.09 (1400-1200)
Top Speed [km/h] (Section)	53.2 (1980 - 1800)
Race State	Finished



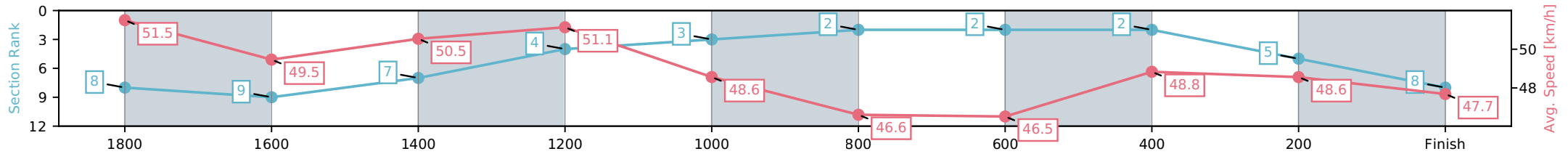
NZ Metropolitan Trotting Club Inc Harness
 Race 7: STUDHOLME BLOODSTOCK BIONIC CHANCE
 BRACELET (MOBILE PACE) (Gr2) - 1980m



15 May 2026 - 8:05PM

Weather: Cloudy

Section	L1980	L1800	L1600	L1400	L1200	L1000	L800	L600	L400	L200
Section Times	2:27.65 (0:12.12)	2:15.54 [8] (0:14.98)	2:00.56 [9] (0:14.69)	1:45.87 [7] (0:14.09)	1:31.79 [4] (0:15.36)	1:16.43 [3] (0:15.80)	1:00.63 [2] (0:15.47)	0:45.16 [2] (0:15.02)	0:30.14 [2] (0:15.06)	0:15.08 [5] (0:15.08)
Average Speed [km/h]	51.5	49.5	50.5	51.1	48.6	46.6	46.5	48.8	48.6	47.7
Top Speed [km/h]	53.2	50.5	51.3	51.3	51.1	47.9	47.2	49.3	49.1	49.4
Avg. Dist. to Rail [m]	11.1	5.0	4.2	6.5	4.3	2.9	2.7	2.7	2.6	5.5



- [] Ranking at each section and finish
- :-:- No data available at this section
- NA No data available

Horse/Jockey Name	Rakero Maddie/G D Smith
Finish Rank	9
Fastest Section Time (Section)	0:14.56 (1800-1600)
Top Speed [km/h] (Section)	55.1 (1980 - 1800)
Race State	Finished



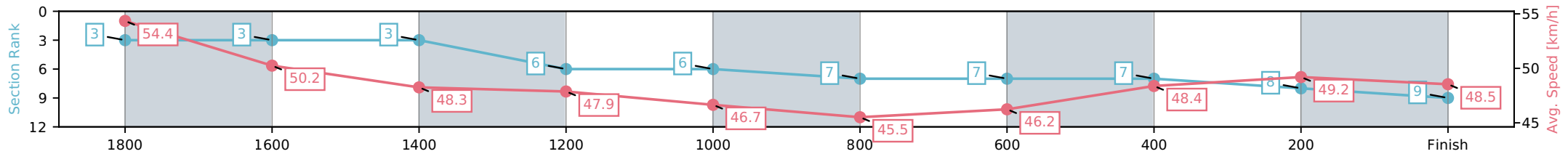
NZ Metropolitan Trotting Club Inc Harness
 Race 7: STUDHOLME BLOODSTOCK BIONIC CHANCE
 BRACELET (MOBILE PACE) (Gr2) - 1980m



15 May 2026 - 8:05PM

Weather: Cloudy

Section	L1980	L1800	L1600	L1400	L1200	L1000	L800	L600	L400	L200
Section Times	2:27.77 (0:11.46)	2:16.32 [3] (0:14.56)	2:01.75 [3] (0:15.02)	1:46.74 [3] (0:15.05)	1:31.68 [6] (0:15.65)	1:16.03 [6] (0:15.96)	1:00.07 [7] (0:15.57)	0:44.49 [7] (0:14.91)	0:29.58 [7] (0:14.78)	0:14.80 [8] (0:14.80)
Average Speed [km/h]	54.4	50.2	48.3	47.9	46.7	45.5	46.2	48.4	49.2	48.5
Top Speed [km/h]	55.1	53.2	49.1	48.6	47.8	47.0	47.4	49.7	50.2	50.3
Avg. Dist. to Rail [m]	8.8	3.2	1.2	3.3	1.9	1.2	0.7	0.5	2.1	3.5



- [] Ranking at each section and finish
- :-:- No data available at this section
- NA No data available

Horse/Jockey Name	Wicked Deal/M J Williamson
Finish Rank	10
Fastest Section Time (Section)	0:14.53 (400-200)
Top Speed [km/h] (Section)	52.6 (1980 - 1800)
Race State	Finished



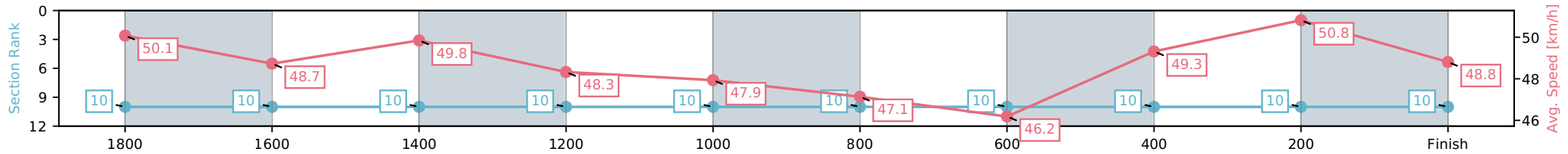
NZ Metropolitan Trotting Club Inc Harness
 Race 7: STUDHOLME BLOODSTOCK BIONIC CHANCE
 BRACELET (MOBILE PACE) (Gr2) - 1980m



15 May 2026 - 8:05PM

Weather: Cloudy

Section	L1980	L1800	L1600	L1400	L1200	L1000	L800	L600	L400	L200
Section Times	2:28.12 (0:12.50)	2:15.62 [10] (0:15.00)	2:00.62 [10] (0:14.76)	1:45.85 [10] (0:14.90)	1:30.95 [10] (0:15.47)	1:15.48 [10] (0:15.69)	0:59.79 [10] (0:15.59)	0:44.20 [10] (0:14.93)	0:29.26 [10] (0:14.53)	0:14.73 [10] (0:14.73)
Average Speed [km/h]	50.1	48.7	49.8	48.3	47.9	47.1	46.2	49.3	50.8	48.8
Top Speed [km/h]	52.6	49.3	50.8	50.2	50.3	50.2	47.3	51.2	51.1	51.1
Avg. Dist. to Rail [m]	12.9	3.3	3.0	4.7	3.6	3.5	3.1	3.1	4.3	7.1



- [] Ranking at each section and finish
- :-:- No data available at this section
- NA No data available