



NZ Metropolitan Trotting Club Inc Harness

Race 8: COMMODORE HOTEL 'UNCUT GEMS' AGED CLASSIC (HANDICAP TROT) (Listed) - 2600m

15 May 2026 - 8:39PM

Weather: Cloudy



Field Times	3:15.96	2:59.56	2:45.13	2:29.97	2:14.88	1:59.65	1:44.58	1:29.64
(Race Tempo)	(0:16.40)	(0:14.43)	(0:15.16)	(0:15.09)	(0:15.23)	(0:15.07)	(0:14.94)	(0:15.45)

Rank	TAB#	Horse	Overall Time	First 400m	Top Speed km/h (Section)	L2600	L2400	L2200	L2000	L1800	L1600	L1400	L1200
	(BAR#)	Driver	Margin (DT-W)	Last 600m	Fastest Section (Time)	Start - 2400	2400 - 2200	2200 - 2000	2000 - 1800	1800 - 1600	1600 - 1400	1400 - 1200	1200 - 1000
1	8	Rock Lobster	3:15.96	0:33.58	53.7 (400-200)	3:15.96	2:57.02 [7]	2:42.37 [6]	2:27.34 [6]	2:12.50 [6]	1:57.50 [6]	1:42.74 [6]	1:28.12 [6]
	(U2)	R E Harrison		0:43.94	400-200 (0:14.26)	(0:18.94)	(0:14.64)	(0:15.04)	(0:14.83)	(0:15.01)	(0:14.76)	(0:14.62)	(0:14.78)
2	6	One Over Da Line	3:16.20	0:32.82	52.5 (1000-800)	3:16.20	2:58.12 [5]	2:43.39 [4]	2:28.35 [4]	2:13.47 [4]	1:58.45 [4]	1:43.68 [4]	1:29.04 [4]
	(3)	John R Dunn	1.4L (-9)	0:44.78	600-400 (0:14.61)	(0:18.08)	(0:14.74)	(0:15.04)	(0:14.88)	(0:15.02)	(0:14.77)	(0:14.64)	(0:14.62)
3	10	Fiery Bandito	3:16.46	0:34.24	52.8 (800-600)	3:16.46	2:57.04 [8]	2:42.22 [7]	2:27.40 [7]	2:12.57 [7]	1:57.62 [7]	1:42.89 [7]	1:28.31 [7]
	(U1)	K L Green	2.9L (+3)	0:45.09	800-600 (0:13.82)	(0:19.42)	(0:14.82)	(0:14.82)	(0:14.83)	(0:14.95)	(0:14.72)	(0:14.58)	(0:14.78)
4	5	Roydon Muscle	3:16.73	0:31.18	53.6 (2400-2200)	3:16.73	2:59.91 [2]	2:45.54 [2]	2:30.33 [2]	2:15.29 [2]	2:00.03 [2]	1:45.01 [2]	1:30.08 [2]
	(2)	R J Butt	4.4L (-14)	0:44.55	2400-2200 (0:14.36)	(0:16.82)	(0:14.36)	(0:15.21)	(0:15.04)	(0:15.26)	(0:15.02)	(0:14.93)	(0:15.46)
5	9	Nellie Doyle	3:16.74	0:33.27	51.3 (1000-800)	3:16.74	2:58.11 [6]	2:43.47 [5]	2:28.45 [5]	2:13.62 [5]	1:58.58 [5]	1:43.82 [5]	1:29.21 [5]
	(1)	B N Orange	4.5L (-2)	0:45.01	1400-1200 (0:14.61)	(0:18.63)	(0:14.64)	(0:15.01)	(0:14.83)	(0:15.04)	(0:14.76)	(0:14.61)	(0:14.76)
6	2	He's My Creation	3:17.04	0:30.83	51.9 (2600 - 2400)	3:17.04	3:00.64 [1]	2:46.21 [1]	2:31.05 [1]	2:15.96 [1]	2:00.73 [1]	1:45.66 [1]	1:30.72 [1]
	(2)	S J Thornley	6.2L (-16)	0:45.20	2400-2200 (0:14.43)	(0:16.40)	(0:14.43)	(0:15.16)	(0:15.09)	(0:15.23)	(0:15.07)	(0:14.94)	(0:15.45)
7	4	Princess Sadie	3:17.42	0:32.22	51.8 (2600 - 2400)	3:17.42	2:59.81 [4]	2:45.20 [3]	2:30.16 [3]	2:15.38 [3]	2:00.21 [3]	1:45.30 [3]	1:30.46 [3]
	(1)	M J Williamson	8.4L (-13)	0:45.11	2400-2200 (0:14.61)	(0:17.61)	(0:14.61)	(0:15.04)	(0:14.78)	(0:15.18)	(0:14.91)	(0:14.84)	(0:15.48)
8	3	Tetrick(AUS)	3:22.29	0:35.43	51.4 (1400-1200)	3:22.29	3:05.24 [3]	2:46.86 [8]	2:31.08 [9]	2:16.42 [9]	2:01.72 [9]	1:46.98 [9]	1:32.77 [8]
	(U1)	C J Dalgety	36.2L (+0)	0:48.24	1400-1200 (0:14.21)	(0:17.05)	(0:18.38)	(0:15.78)	(0:14.66)	(0:14.70)	(0:14.73)	(0:14.21)	(0:14.82)

Scratched: Franco Josiah (#7)
Did Not Finish: Prestigious (#1)

Report Created: Fri 15 May 2026

(Note: Races are conducted over an approximate distance as close as possible to the advertised distance, and recorded data may vary accordingly. Official times refer to race times only and do not include handicap times.)

[] Position in running at each section and finish TAB# Saddle cloth number

Fastest split

:-:-- No data available at this section

BAR# Barrier/Gate Position

Fastest section

NA No data available

DNF Did not finish

DNT Did not track

DT-W Distance travelled compared to winner in metres



NZ Metropolitan Trotting Club Inc Harness

Race 8: COMMODORE HOTEL 'UNCUT GEMS' AGED CLASSIC (HANDICAP TROT) (Listed) - 2600m

15 May 2026 - 8:39PM

Weather: Cloudy



Field Times	1:14.19	0:59.27	0:44.59	0:29.93	0:15.21
(Race Tempo)	(0:14.91)	(0:14.68)	(0:14.67)	(0:14.72)	(0:15.21)

Rank	TAB#	Horse	Overall Time	First 400m	Top Speed km/h (Section)	L1000	L800	L600	L400	L200			
	(BAR#)	Driver	Margin (DT-W)	Last 600m	Fastest Section (Time)	1000 - 800	800 - 600	600 - 400	400 - 200	200 - Finish			
1	8	Rock Lobster	3:15.96	0:33.58	53.7 (400-200)	1:13.35 [6]	0:58.63 [5]	0:43.94 [5]	0:28.93 [6]	0:14.67 [3]			
	(U2)	R E Harrison		0:43.94	400-200 (0:14.26)	(0:14.71)	(0:14.70)	(0:15.01)	(0:14.26)	(0:14.67)			
2	6	One Over Da Line	3:16.20	0:32.82	52.5 (1000-800)	1:14.42 [2]	0:59.51 [1]	0:44.78 [2]	0:30.17 [1]	0:15.45 [1]			
	(3)	John R Dunn	1.4L (-9)	0:44.78	600-400 (0:14.61)	(0:14.91)	(0:14.73)	(0:14.61)	(0:14.72)	(0:15.45)			
3	10	Fiery Bandito	3:16.46	0:34.24	52.8 (800-600)	1:13.54 [7]	0:58.92 [6]	0:45.09 [1]	0:30.24 [2]	0:15.54 [2]			
	(U1)	K L Green	2.9L (+3)	0:45.09	800-600 (0:13.82)	(0:14.62)	(0:13.82)	(0:14.85)	(0:14.70)	(0:15.54)			
4	5	Roydon Muscle	3:16.73	0:31.18	53.6 (2400-2200)	1:14.62 [3]	0:59.41 [4]	0:44.56 [6]	0:29.79 [5]	0:14.98 [6]			
	(2)	R J Butt	4.4L (-14)	0:44.55	2400-2200 (0:14.36)	(0:15.22)	(0:14.85)	(0:14.77)	(0:14.80)	(0:14.98)			
5	9	Nellie Doyle	3:16.74	0:33.27	51.3 (1000-800)	1:14.45 [4]	0:59.71 [3]	0:45.02 [3]	0:30.01 [4]	0:15.30 [4]			
	(1)	B N Orange	4.5L (-2)	0:45.01	1400-1200 (0:14.61)	(0:14.74)	(0:14.69)	(0:15.00)	(0:14.71)	(0:15.30)			
6	2	He's My Creation	3:17.04	0:30.83	51.9 (2600 - 2400)	1:15.26 [1]	1:00.02 [2]	0:45.21 [4]	0:30.46 [3]	0:15.56 [5]			
	(2)	S J Thornley	6.2L (-16)	0:45.20	2400-2200 (0:14.43)	(0:15.24)	(0:14.82)	(0:14.74)	(0:14.90)	(0:15.56)			
7	4	Princess Sadie	3:17.42	0:32.22	51.8 (2600 - 2400)	1:14.98 [5]	0:59.77 [7]	0:45.11 [7]	0:30.04 [7]	0:14.99 [7]			
	(1)	M J Williamson	8.4L (-13)	0:45.11	2400-2200 (0:14.61)	(0:15.22)	(0:14.66)	(0:15.06)	(0:15.06)	(0:14.99)			
8	3	Tetrick(AUS)	3:22.29	0:35.43	51.4 (1400-1200)	1:17.95 [8]	1:03.14 [8]	0:48.24 [8]	0:32.89 [8]	0:17.36 [8]			
	(U1)	C J Dalgety	36.2L (+0)	0:48.24	1400-1200 (0:14.21)	(0:14.81)	(0:14.90)	(0:15.35)	(0:15.53)	(0:17.36)			

Scratched: Franco Josiah (#7)
Did Not Finish: Prestigious (#1)

Report Created: Fri 15 May 2026

(Note: Races are conducted over an approximate distance as close as possible to the advertised distance, and recorded data may vary accordingly. Official times refer to race times only and do not include handicap times.)

[] Position in running at each section and finish TAB# Saddle cloth number

Fastest split

-:-:- No data available at this section

BAR# Barrier/Gate Position

Fastest section

NA No data available

DNF Did not finish

DNT Did not track

DT-W Distance travelled compared to winner in metres

Horse/Jockey Name	Rock Lobster/R E Harrison
Finish Rank	1
Fastest Section Time (Section)	0:14.26 (400-200)
Top Speed [km/h] (Section)	53.7 (400-200)
Race State	Finished



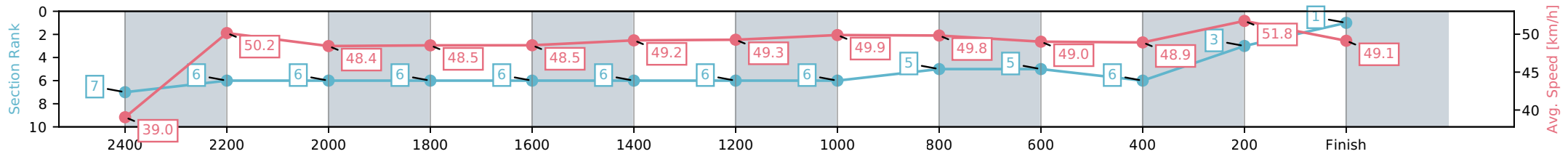
NZ Metropolitan Trotting Club Inc Harness
 Race 8: COMMODORE HOTEL 'UNCUT GEMS' AGED
 CLASSIC (HANDICAP TROT) (Listed) - 2600m



15 May 2026 - 8:39PM

Weather: Cloudy

Section	L2600	L2400	L2200	L2000	L1800	L1600	L1400	L1200	L1000	L800	L600	L400	L200
Section Times	3:15.96 (0:18.94)	2:57.02 [7] (0:14.64)	2:42.37 [6] (0:15.04)	2:27.34 [6] (0:14.83)	2:12.50 [6] (0:15.01)	1:57.50 [6] (0:14.76)	1:42.74 [6] (0:14.62)	1:28.12 [6] (0:14.78)	1:13.35 [6] (0:14.71)	0:58.63 [5] (0:14.70)	0:43.94 [5] (0:15.01)	0:28.93 [6] (0:14.26)	0:14.67 [3] (0:14.67)
Average Speed [km/h]	39.0	50.2	48.4	48.5	48.5	49.2	49.3	49.9	49.8	49.0	48.9	51.8	49.1
Top Speed [km/h]	50.7	50.8	49.6	49.2	48.8	50.0	50.4	50.7	51.8	49.7	49.4	53.7	52.8
Avg. Dist. to Rail [m]	9.7	2.9	1.7	2.5	2.2	1.4	3.9	2.8	2.7	3.6	3.0	4.2	7.9



- [] Ranking at each section and finish
- :-:- No data available at this section
- NA No data available

Horse/Jockey Name	One Over Da Line/John R Dunn
Finish Rank	2
Fastest Section Time (Section)	0:14.61 (600-400)
Top Speed [km/h] (Section)	52.5 (1000-800)
Race State	Finished



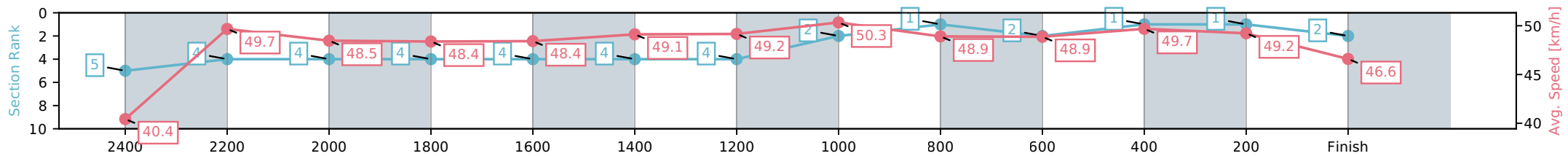
NZ Metropolitan Trotting Club Inc Harness
 Race 8: COMMODORE HOTEL 'UNCUT GEMS' AGED
 CLASSIC (HANDICAP TROT) (Listed) - 2600m



15 May 2026 - 8:39PM

Weather: Cloudy

Section	L2600	L2400	L2200	L2000	L1800	L1600	L1400	L1200	L1000	L800	L600	L400	L200
Section Times	3:16.20 (0:18.08)	2:58.12 [5] (0:14.74)	2:43.39 [4] (0:15.04)	2:28.35 [4] (0:14.88)	2:13.47 [4] (0:15.02)	1:58.45 [4] (0:14.77)	1:43.68 [4] (0:14.64)	1:29.04 [4] (0:14.62)	1:14.42 [2] (0:14.91)	0:59.51 [1] (0:14.73)	0:44.78 [2] (0:14.61)	0:30.17 [1] (0:14.72)	0:15.45 [1] (0:15.45)
Average Speed [km/h]	40.4	49.7	48.5	48.4	48.4	49.1	49.2	50.3	48.9	48.9	49.7	49.2	46.6
Top Speed [km/h]	50.3	50.3	49.5	48.9	48.8	49.8	50.3	52.3	52.5	50.3	50.0	49.8	48.8
Avg. Dist. to Rail [m]	8.9	2.4	1.9	2.7	2.0	1.3	3.5	2.7	1.9	1.8	1.5	1.3	4.4



- [] Ranking at each section and finish
- :-:- No data available at this section
- NA No data available

Horse/Jockey Name	Fiery Bandito/K L Green
Finish Rank	3
Fastest Section Time (Section)	0:13.82 (800-600)
Top Speed [km/h] (Section)	52.8 (800-600)
Race State	Finished



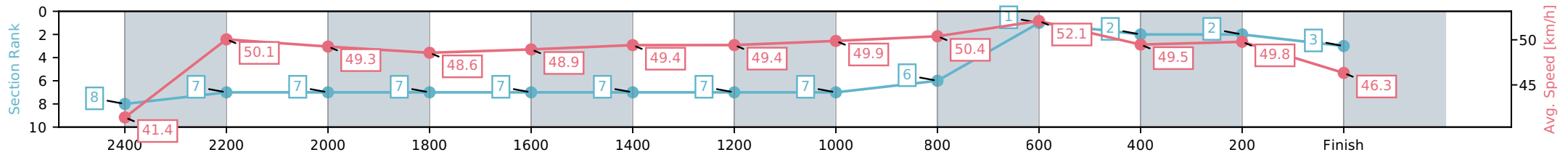
NZ Metropolitan Trotting Club Inc Harness
 Race 8: COMMODORE HOTEL 'UNCUT GEMS' AGED
 CLASSIC (HANDICAP TROT) (Listed) - 2600m



15 May 2026 - 8:39PM

Weather: Cloudy

Section	L2600	L2400	L2200	L2000	L1800	L1600	L1400	L1200	L1000	L800	L600	L400	L200
Section Times	3:16.46 (0:19.42)	2:57.04 [8] (0:14.82)	2:42.22 [7] (0:14.82)	2:27.40 [7] (0:14.83)	2:12.57 [7] (0:14.95)	1:57.62 [7] (0:14.72)	1:42.89 [7] (0:14.58)	1:28.31 [7] (0:14.78)	1:13.54 [7] (0:14.62)	0:58.92 [6] (0:13.82)	0:45.09 [1] (0:14.85)	0:30.24 [2] (0:14.70)	0:15.54 [2] (0:15.54)
Average Speed [km/h]	41.4	50.1	49.3	48.6	48.9	49.4	49.4	49.9	50.4	52.1	49.5	49.8	46.3
Top Speed [km/h]	51.2	50.9	51.0	49.6	49.5	50.0	50.1	50.7	51.6	52.8	50.8	50.5	49.2
Avg. Dist. to Rail [m]	14.9	4.3	2.2	3.1	2.9	1.7	4.4	3.0	3.2	5.2	3.1	2.8	6.1



- [] Ranking at each section and finish
- :-:- No data available at this section
- NA No data available

Horse/Jockey Name	Roydon Muscle/R J Butt
Finish Rank	4
Fastest Section Time (Section)	0:14.36 (2400-2200)
Top Speed [km/h] (Section)	53.6 (2400-2200)
Race State	Finished



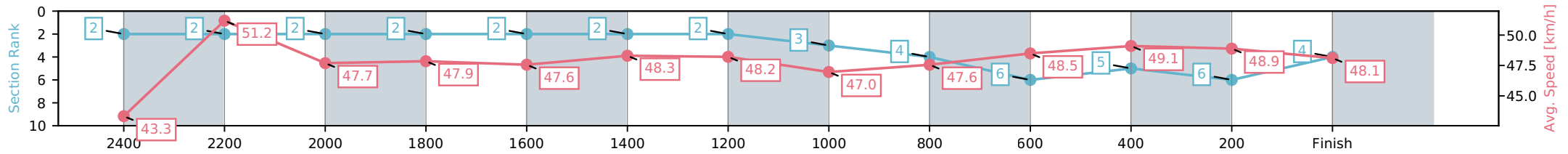
NZ Metropolitan Trotting Club Inc Harness
 Race 8: COMMODORE HOTEL 'UNCUT GEMS' AGED
 CLASSIC (HANDICAP TROT) (Listed) - 2600m



15 May 2026 - 8:39PM

Weather: Cloudy

Section	L2600	L2400	L2200	L2000	L1800	L1600	L1400	L1200	L1000	L800	L600	L400	L200
Section Times	3:16.73 (0:16.82)	2:59.91 [2] (0:14.36)	2:45.54 [2] (0:15.21)	2:30.33 [2] (0:15.04)	2:15.29 [2] (0:15.26)	2:00.03 [2] (0:15.02)	1:45.01 [2] (0:14.93)	1:30.08 [2] (0:15.46)	1:14.62 [3] (0:15.22)	0:59.41 [4] (0:14.85)	0:44.56 [6] (0:14.77)	0:29.79 [5] (0:14.80)	0:14.98 [6] (0:14.98)
Average Speed [km/h]	43.3	51.2	47.7	47.9	47.6	48.3	48.2	47.0	47.6	48.5	49.1	48.9	48.1
Top Speed [km/h]	53.3	53.6	49.5	48.1	48.0	49.0	49.1	48.6	49.9	49.7	49.7	49.6	49.9
Avg. Dist. to Rail [m]	7.6	2.9	1.2	1.8	1.5	1.2	2.6	1.0	0.9	1.7	1.4	0.9	1.9



- [] Ranking at each section and finish
- :-:- No data available at this section
- NA No data available

Horse/Jockey Name	Nellie Doyle/B N Orange
Finish Rank	5
Fastest Section Time (Section)	0:14.61 (1400-1200)
Top Speed [km/h] (Section)	51.3 (1000-800)
Race State	Finished



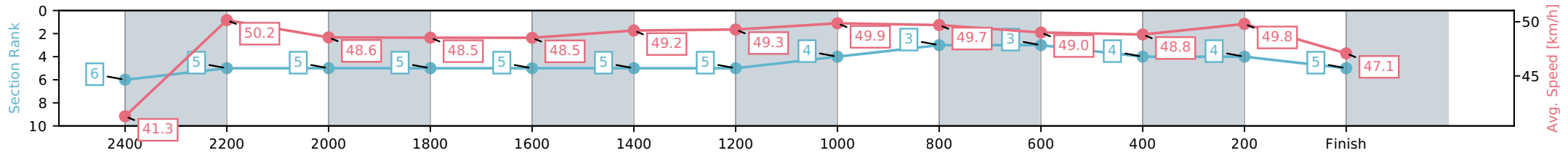
NZ Metropolitan Trotting Club Inc Harness
 Race 8: COMMODORE HOTEL 'UNCUT GEMS' AGED
 CLASSIC (HANDICAP TROT) (Listed) - 2600m



15 May 2026 - 8:39PM

Weather: Cloudy

Section	L2600	L2400	L2200	L2000	L1800	L1600	L1400	L1200	L1000	L800	L600	L400	L200
Section Times	3:16.74 (0:18.63)	2:58.11 [6] (0:14.64)	2:43.47 [5] (0:15.01)	2:28.45 [5] (0:14.83)	2:13.62 [5] (0:15.04)	1:58.58 [5] (0:14.76)	1:43.82 [5] (0:14.61)	1:29.21 [5] (0:14.76)	1:14.45 [4] (0:14.74)	0:59.71 [3] (0:14.69)	0:45.02 [3] (0:15.00)	0:30.01 [4] (0:14.71)	0:15.30 [4] (0:15.30)
Average Speed [km/h]	41.3	50.2	48.6	48.5	48.5	49.2	49.3	49.9	49.7	49.0	48.8	49.8	47.1
Top Speed [km/h]	50.6	50.7	49.8	49.0	48.7	49.8	50.1	50.8	51.3	49.6	49.1	50.3	50.4
Avg. Dist. to Rail [m]	7.1	2.9	1.9	2.7	2.4	1.4	3.9	2.7	2.5	3.5	2.8	2.9	4.4



- [] Ranking at each section and finish
- :-:- No data available at this section
- NA No data available

Horse/Jockey Name	He's My Creation/S J Thornley
Finish Rank	6
Fastest Section Time (Section)	0:14.43 (2400-2200)
Top Speed [km/h] (Section)	51.9 (2600 - 2400)
Race State	Finished



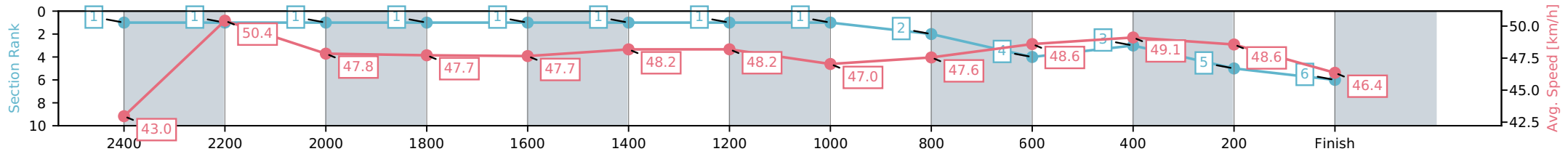
NZ Metropolitan Trotting Club Inc Harness
 Race 8: COMMODORE HOTEL 'UNCUT GEMS' AGED
 CLASSIC (HANDICAP TROT) (Listed) - 2600m



15 May 2026 - 8:39PM

Weather: Cloudy

Section	L2600	L2400	L2200	L2000	L1800	L1600	L1400	L1200	L1000	L800	L600	L400	L200
Section Times	3:17.04 (0:16.40)	3:00.64 [1] (0:14.43)	2:46.21 [1] (0:15.16)	2:31.05 [1] (0:15.09)	2:15.96 [1] (0:15.23)	2:00.73 [1] (0:15.07)	1:45.66 [1] (0:14.94)	1:30.72 [1] (0:15.45)	1:15.26 [1] (0:15.24)	1:00.02 [2] (0:14.82)	0:45.21 [4] (0:14.74)	0:30.46 [3] (0:14.90)	0:15.56 [5] (0:15.56)
Average Speed [km/h]	43.0	50.4	47.8	47.7	47.7	48.2	48.2	47.0	47.6	48.6	49.1	48.6	46.4
Top Speed [km/h]	51.9	51.3	49.3	48.0	47.9	48.8	48.9	48.8	49.3	49.9	50.0	49.2	48.4
Avg. Dist. to Rail [m]	4.8	1.5	1.2	2.0	1.4	1.4	2.7	1.2	1.1	1.6	1.2	1.2	3.9



- [] Ranking at each section and finish
- :-:- No data available at this section
- NA No data available

Horse/Jockey Name	Princess Sadie/M J Williamson
Finish Rank	7
Fastest Section Time (Section)	0:14.61 (2400-2200)
Top Speed [km/h] (Section)	51.8 (2600 - 2400)
Race State	Finished



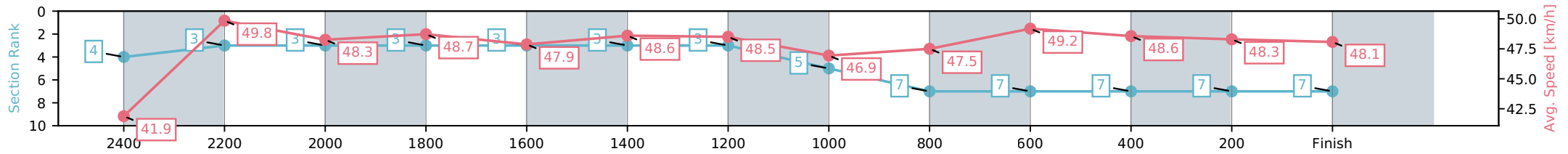
NZ Metropolitan Trotting Club Inc Harness
 Race 8: COMMODORE HOTEL 'UNCUT GEMS' AGED
 CLASSIC (HANDICAP TROT) (Listed) - 2600m



15 May 2026 - 8:39PM

Weather: Cloudy

Section	L2600	L2400	L2200	L2000	L1800	L1600	L1400	L1200	L1000	L800	L600	L400	L200
Section Times	3:17.42 (0:17.61)	2:59.81 [4] (0:14.61)	2:45.20 [3] (0:15.04)	2:30.16 [3] (0:14.78)	2:15.38 [3] (0:15.18)	2:00.21 [3] (0:14.91)	1:45.30 [3] (0:14.84)	1:30.46 [3] (0:15.48)	1:14.98 [5] (0:15.22)	0:59.77 [7] (0:14.66)	0:45.11 [7] (0:15.06)	0:30.04 [7] (0:15.06)	0:14.99 [7] (0:14.99)
Average Speed [km/h]	41.9	49.8	48.3	48.7	47.9	48.6	48.5	46.9	47.5	49.2	48.6	48.3	48.1
Top Speed [km/h]	51.8	51.7	50.5	49.5	48.0	49.9	49.9	48.3	50.3	50.5	49.0	48.9	49.3
Avg. Dist. to Rail [m]	5.0	1.7	1.4	2.3	1.8	1.1	2.8	1.1	0.9	3.4	2.7	1.8	6.0



- [] Ranking at each section and finish
- :-:- No data available at this section
- NA No data available

Horse/Jockey Name	Tetrick(AUS)/C J Dalgety
Finish Rank	8
Fastest Section Time (Section)	0:14.21 (1400-1200)
Top Speed [km/h] (Section)	51.4 (1400-1200)
Race State	Finished



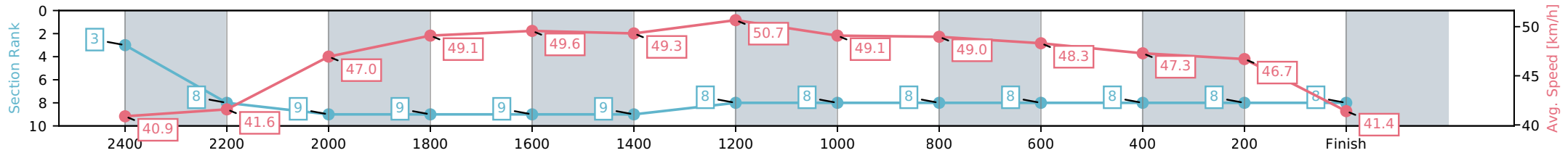
NZ Metropolitan Trotting Club Inc Harness
 Race 8: COMMODORE HOTEL 'UNCUT GEMS' AGED
 CLASSIC (HANDICAP TROT) (Listed) - 2600m



15 May 2026 - 8:39PM

Weather: Cloudy

Section	L2600	L2400	L2200	L2000	L1800	L1600	L1400	L1200	L1000	L800	L600	L400	L200
Section Times	3:22.29 (0:17.05)	3:05.24 [3] (0:18.38)	2:46.86 [8] (0:15.78)	2:31.08 [9] (0:14.66)	2:16.42 [9] (0:14.70)	2:01.72 [9] (0:14.73)	1:46.98 [9] (0:14.21)	1:32.77 [8] (0:14.82)	1:17.95 [8] (0:14.81)	1:03.14 [8] (0:14.90)	0:48.24 [8] (0:15.35)	0:32.89 [8] (0:15.53)	0:17.36 [8] (0:17.36)
Average Speed [km/h]	40.9	41.6	47.0	49.1	49.6	49.3	50.7	49.1	49.0	48.3	47.3	46.7	41.4
Top Speed [km/h]	51.1	49.7	48.8	49.3	49.8	49.8	51.4	50.0	49.8	49.1	47.6	47.6	44.6
Avg. Dist. to Rail [m]	12.0	7.4	4.2	2.7	2.1	1.6	3.7	1.4	1.1	1.9	1.4	1.3	2.6



- [] Ranking at each section and finish
- :-:- No data available at this section
- NA No data available