



NZ Metropolitan Trotting Club Inc Harness

Race 9: BETAVET 'UNCUT GEMS GELDING & ENTIRES CLASSIC (MOBILE PACE) (Listed) - 1980m

15 May 2026 - 9:06PM

Weather: Cloudy



Field Times	2:20.75	2:09.66	1:55.18	1:40.53	1:26.33	1:11.17	0:56.23	0:41.68
(Race Tempo)	(0:11.09)	(0:14.48)	(0:14.65)	(0:14.20)	(0:15.16)	(0:14.94)	(0:14.55)	(0:13.73)

Rank	TAB#	Horse	Overall Time	First 400m	Top Speed km/h (Section)	L1980	L1800	L1600	L1400	L1200	L1000	L800	L600
	(BAR#)	Driver	Margin (DT-W)	Last 600m	Fastest Section (Time)	Start - 1800	1800 - 1600	1600 - 1400	1400 - 1200	1200 - 1000	1000 - 800	800 - 600	600 - 400
1	3	Iron Brigade	2:20.75	0:28.60	54.6 (400-200)	2:20.75	2:08.90 [5]	1:54.12 [5]	1:39.65 [5]	1:25.57 [5]	1:10.53 [5]	0:55.54 [4]	0:41.07 [3]
	(3)	T M Williams		0:41.07	400-200 (0:13.53)	(0:11.85)	(0:14.78)	(0:14.47)	(0:14.08)	(0:15.04)	(0:15.00)	(0:14.47)	(0:13.72)
2	6	Sideshow Bruce	2:20.91	0:27.62	57.9 (1980 - 1800)	2:20.91	2:09.82 [1]	1:55.34 [1]	1:40.69 [1]	1:26.49 [1]	1:11.33 [1]	0:56.39 [1]	0:41.84 [1]
	(6)	R J Butt	0.9L (-15)	0:41.83	400-200 (0:13.72)	(0:11.09)	(0:14.48)	(0:14.65)	(0:14.20)	(0:15.16)	(0:14.94)	(0:14.55)	(0:13.73)
3	8	Harrison John	2:20.99	0:29.45	55.8 (400-200)	2:20.99	2:08.46 [8]	1:53.47 [7]	1:39.02 [7]	1:25.11 [7]	1:10.14 [8]	0:55.17 [8]	0:40.70 [7]
	(8)	B N Orange	1.4L (-2)	0:40.69	400-200 (0:13.08)	(0:12.53)	(0:14.99)	(0:14.44)	(0:13.91)	(0:14.97)	(0:14.97)	(0:14.47)	(0:13.95)
4	4	Bruntwood Brigade	2:21.09	0:28.18	55.2 (1980 - 1800)	2:21.09	2:09.59 [3]	1:54.95 [3]	1:40.35 [3]	1:26.25 [3]	1:11.19 [2]	0:56.18 [2]	0:41.71 [2]
	(4)	John R Dunn	1.9L (-6)	0:41.71	400-200 (0:13.61)	(0:11.50)	(0:14.64)	(0:14.59)	(0:14.10)	(0:15.06)	(0:15.02)	(0:14.47)	(0:14.05)
5	7	Hadron Collider	2:21.39	0:29.15	54.1 (400-200)	2:21.39	2:09.18 [6]	1:54.24 [6]	1:39.77 [6]	1:25.80 [6]	1:10.85 [6]	0:55.88 [6]	0:41.41 [5]
	(7)	S J Ottley	3.7L (+0)	0:41.41	400-200 (0:13.62)	(0:12.20)	(0:14.95)	(0:14.47)	(0:13.98)	(0:14.94)	(0:14.98)	(0:14.47)	(0:13.83)
6	9	Radha	2:21.95	0:29.51	55.0 (400-200)	2:21.95	2:09.51 [7]	1:54.06 [8]	1:39.69 [8]	1:26.04 [8]	1:11.34 [7]	0:56.33 [7]	0:41.48 [8]
	(U1)	M J Williamson	6.9L (-8)	0:41.48	400-200 (0:13.40)	(0:12.44)	(0:15.45)	(0:14.38)	(0:13.65)	(0:14.70)	(0:15.01)	(0:14.85)	(0:14.42)
7	1	Crusher Lou	2:22.42	0:28.15	54.4 (400-200)	2:22.42	2:10.75 [4]	1:56.21 [4]	1:41.58 [4]	1:27.41 [4]	1:12.23 [4]	0:57.17 [5]	0:42.32 [6]
	(1)	S J Thornley	9.6L (-13)	0:42.32	400-200 (0:13.41)	(0:11.67)	(0:14.54)	(0:14.63)	(0:14.17)	(0:15.18)	(0:15.07)	(0:14.85)	(0:14.84)
8	2	Sacetas	2:33.38	0:27.95	55.9 (1980 - 1800)	2:33.38	2:22.06 [2]	2:07.49 [2]	1:52.87 [2]	1:38.66 [2]	1:23.48 [3]	1:08.41 [3]	0:53.57 [4]
	(2)	R E Harrison	72.2L (-17)	0:53.57	1400-1200 (0:14.20)	(0:11.32)	(0:14.57)	(0:14.62)	(0:14.20)	(0:15.19)	(0:15.07)	(0:14.84)	(0:15.86)

Scratched: Always Dreaming (#5)

Report Created: Fri 15 May 2026

(Note: Races are conducted over an approximate distance as close as possible to the advertised distance, and recorded data may vary accordingly. Official times refer to race times only and do not include handicap times.)

[] Position in running at each section and finish
 TAB# Saddle cloth number
 --- No data available at this section
 BAR# Barrier/Gate Position
 NA No data available
 DNF Did not finish
 DNT Did not track
 DT-W Distance travelled compared to winner in metres

Fastest split
 Fastest section

data processed by **TRIPLESDATA**



NZ Metropolitan Trotting Club Inc Harness

Race 9: BETAVET 'UNCUT GEMS GELDING & ENTIRES CLASSIC (MOBILE PACE) (Listed) - 1980m

15 May 2026 - 9:06PM

Weather: Cloudy



Field Times 0:27.95 0:14.22
(Race Tempo) (0:13.72) (0:14.22)

Rank	TAB#	Horse	Overall Time	First 400m	Top Speed km/h (Section)	L400	L200						
	(BAR#)	Driver	Margin (DT-W)	Last 600m	Fastest Section (Time)	400 - 200	200 - Finish						
1	3	Iron Brigade	2:20.75	0:28.60	54.6 (400-200)	0:27.35 [2]	0:13.82 [2]						
	(3)	T M Williams		0:41.07	400-200 (0:13.53)	(0:13.53)	(0:13.82)						
2	6	Sideshow Bruce	2:20.91	0:27.62	57.9 (1980 - 1800)	0:28.10 [1]	0:14.38 [1]						
	(6)	R J Butt	0.9L (-15)	0:41.83	400-200 (0:13.72)	(0:13.72)	(0:14.38)						
3	8	Harrison John	2:20.99	0:29.45	55.8 (400-200)	0:26.75 [5]	0:13.66 [4]						
	(8)	B N Orange	1.4L (-2)	0:40.69	400-200 (0:13.08)	(0:13.08)	(0:13.66)						
4	4	Bruntwood Brigade	2:21.09	0:28.18	55.2 (1980 - 1800)	0:27.66 [3]	0:14.05 [3]						
	(4)	John R Dunn	1.9L (-6)	0:41.71	400-200 (0:13.61)	(0:13.61)	(0:14.05)						
5	7	Hadron Collider	2:21.39	0:29.15	54.1 (400-200)	0:27.58 [4]	0:13.96 [5]						
	(7)	S J Ottley	3.7L (+0)	0:41.41	400-200 (0:13.62)	(0:13.62)	(0:13.96)						
6	9	Radha	2:21.95	0:29.51	55.0 (400-200)	0:27.06 [6]	0:13.66 [6]						
	(U1)	M J Williamson	6.9L (-8)	0:41.48	400-200 (0:13.40)	(0:13.40)	(0:13.66)						
7	1	Crusher Lou	2:22.42	0:28.15	54.4 (400-200)	0:27.47 [7]	0:14.07 [7]						
	(1)	S J Thornley	9.6L (-13)	0:42.32	400-200 (0:13.41)	(0:13.41)	(0:14.07)						
8	2	Sacetas	2:33.38	0:27.95	55.9 (1980 - 1800)	0:37.71 [8]	0:20.02 [8]						
	(2)	R E Harrison	72.2L (-17)	0:53.57	1400-1200 (0:14.20)	(0:17.69)	(0:20.02)						

Scratched: Always Dreaming (#5)

Report Created: Fri 15 May 2026

(Note: Races are conducted over an approximate distance as close as possible to the advertised distance, and recorded data may vary accordingly. Official times refer to race times only and do not include handicap times.)

[] Position in running at each section and finish TAB# Saddle cloth number
 -:-:- No data available at this section BAR# Barrier/Gate Position
 NA No data available DNF Did not finish
 DNT Did not track DT-W Distance travelled compared to winner in metres

Fastest split
 Fastest section

data processed by  **TRIPLES DATA**

Horse/Jockey Name	Iron Brigade/T M Williams
Finish Rank	1
Fastest Section Time (Section)	0:13.53 (400-200)
Top Speed [km/h] (Section)	54.6 (400-200)
Race State	Finished



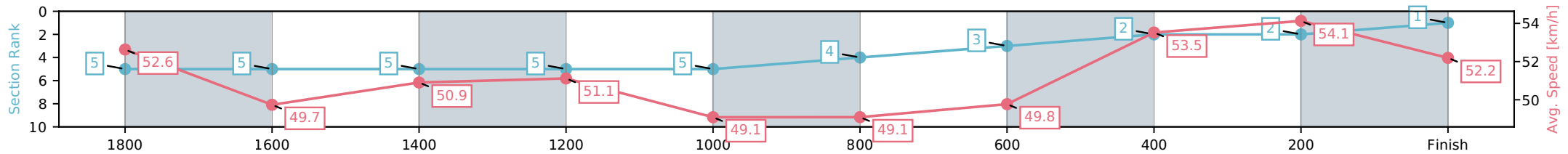
NZ Metropolitan Trotting Club Inc Harness
 Race 9: BETAVET 'UNCUT GEMS GELDING & ENTIRES
 CLASSIC (MOBILE PACE) (Listed) - 1980m



15 May 2026 - 9:06PM

Weather: Cloudy

Section	L1980	L1800	L1600	L1400	L1200	L1000	L800	L600	L400	L200
Section Times	2:20.75 (0:11.85)	2:08.90 [5] (0:14.78)	1:54.12 [5] (0:14.47)	1:39.65 [5] (0:14.08)	1:25.57 [5] (0:15.04)	1:10.53 [5] (0:15.00)	0:55.54 [4] (0:14.47)	0:41.07 [3] (0:13.72)	0:27.35 [2] (0:13.53)	0:13.82 [2] (0:13.82)
Average Speed [km/h]	52.6	49.7	50.9	51.1	49.1	49.1	49.8	53.5	54.1	52.2
Top Speed [km/h]	53.5	52.1	51.6	52.1	49.6	49.9	50.2	54.3	54.6	53.9
Avg. Dist. to Rail [m]	5.0	3.4	3.1	4.7	3.1	3.0	3.2	2.9	2.7	6.2



- [] Ranking at each section and finish
- :-:- No data available at this section
- NA No data available

Horse/Jockey Name	Sideshow Bruce/R J Butt
Finish Rank	2
Fastest Section Time (Section)	0:13.72 (400-200)
Top Speed [km/h] (Section)	57.9 (1980 - 1800)
Race State	Finished



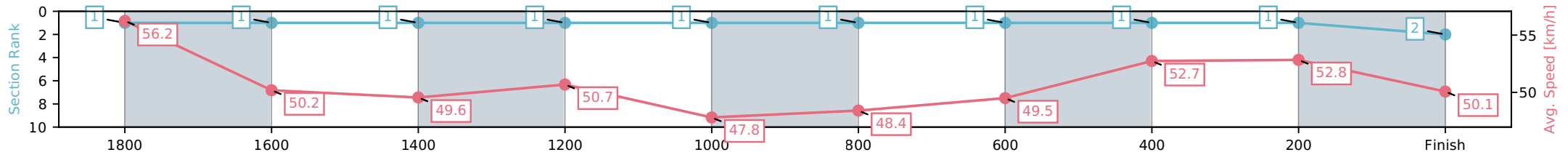
NZ Metropolitan Trotting Club Inc Harness
 Race 9: BETAVET 'UNCUT GEMS GELDING & ENTIREES
 CLASSIC (MOBILE PACE) (Listed) - 1980m



15 May 2026 - 9:06PM

Weather: Cloudy

Section	L1980	L1800	L1600	L1400	L1200	L1000	L800	L600	L400	L200
Section Times	2:20.91 (0:11.09)	2:09.82 [1] (0:14.48)	1:55.34 [1] (0:14.65)	1:40.69 [1] (0:14.20)	1:26.49 [1] (0:15.16)	1:11.33 [1] (0:14.94)	0:56.39 [1] (0:14.55)	0:41.84 [1] (0:13.73)	0:28.10 [1] (0:13.72)	0:14.38 [1] (0:14.38)
Average Speed [km/h]	56.2	50.2	49.6	50.7	47.8	48.4	49.5	52.7	52.8	50.1
Top Speed [km/h]	57.9	55.6	50.6	51.2	49.3	48.9	50.5	54.3	53.9	51.8
Avg. Dist. to Rail [m]	8.2	2.1	1.3	2.2	0.8	0.9	1.0	0.9	1.5	4.5



- [] Ranking at each section and finish
- :-:- No data available at this section
- NA No data available

Horse/Jockey Name	Harrison John/B N Orange
Finish Rank	3
Fastest Section Time (Section)	0:13.08 (400-200)
Top Speed [km/h] (Section)	55.8 (400-200)
Race State	Finished



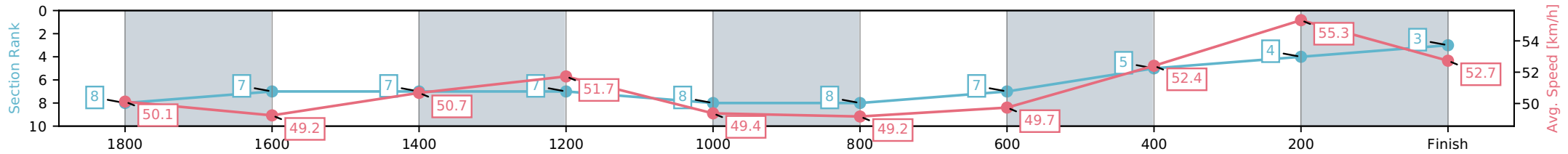
NZ Metropolitan Trotting Club Inc Harness
 Race 9: BETAVET 'UNCUT GEMS GELDING & ENTIRES
 CLASSIC (MOBILE PACE) (Listed) - 1980m



15 May 2026 - 9:06PM

Weather: Cloudy

Section	L1980	L1800	L1600	L1400	L1200	L1000	L800	L600	L400	L200
Section Times	2:20.99 (0:12.53)	2:08.46 [8] (0:14.99)	1:53.47 [7] (0:14.44)	1:39.02 [7] (0:13.91)	1:25.11 [7] (0:14.97)	1:10.14 [8] (0:14.97)	0:55.17 [8] (0:14.47)	0:40.70 [7] (0:13.95)	0:26.75 [5] (0:13.08)	0:13.66 [4] (0:13.66)
Average Speed [km/h]	50.1	49.2	50.7	51.7	49.4	49.2	49.7	52.4	55.3	52.7
Top Speed [km/h]	51.1	51.1	52.1	52.2	50.6	50.0	50.0	55.1	55.8	55.1
Avg. Dist. to Rail [m]	9.9	4.0	2.4	4.9	3.2	3.1	3.4	2.3	0.9	1.2



- [] Ranking at each section and finish
- :-:- No data available at this section
- NA No data available

Horse/Jockey Name	Bruntwood Brigade/John R Dunn
Finish Rank	4
Fastest Section Time (Section)	0:13.61 (400-200)
Top Speed [km/h] (Section)	55.2 (1980 - 1800)
Race State	Finished



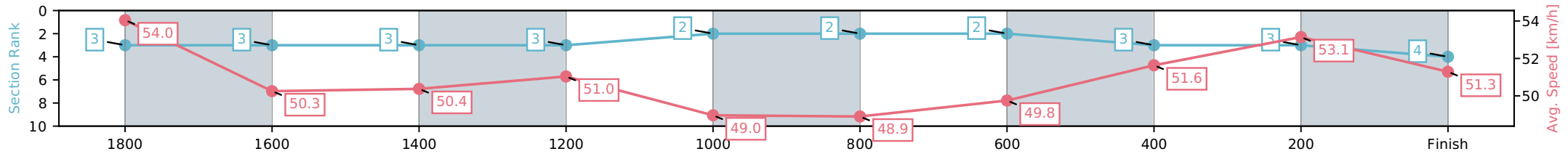
NZ Metropolitan Trotting Club Inc Harness
 Race 9: BETAVET 'UNCUT GEMS GELDING & ENTIRES
 CLASSIC (MOBILE PACE) (Listed) - 1980m



15 May 2026 - 9:06PM

Weather: Cloudy

Section	L1980	L1800	L1600	L1400	L1200	L1000	L800	L600	L400	L200
Section Times	2:21.09 (0:11.50)	2:09.59 [3] (0:14.64)	1:54.95 [3] (0:14.59)	1:40.35 [3] (0:14.10)	1:26.25 [3] (0:15.06)	1:11.19 [2] (0:15.02)	0:56.18 [2] (0:14.47)	0:41.71 [2] (0:14.05)	0:27.66 [3] (0:13.61)	0:14.05 [3] (0:14.05)
Average Speed [km/h]	54.0	50.3	50.4	51.0	49.0	48.9	49.8	51.6	53.1	51.3
Top Speed [km/h]	55.2	52.3	50.9	51.6	49.8	49.7	50.1	53.2	53.4	53.2
Avg. Dist. to Rail [m]	6.2	3.5	2.9	4.5	2.9	2.7	2.9	1.2	1.0	2.7



- [] Ranking at each section and finish
- :-:- No data available at this section
- NA No data available

Horse/Jockey Name	Hadron Collider/S J Ottley
Finish Rank	5
Fastest Section Time (Section)	0:13.62 (400-200)
Top Speed [km/h] (Section)	54.1 (400-200)
Race State	Finished



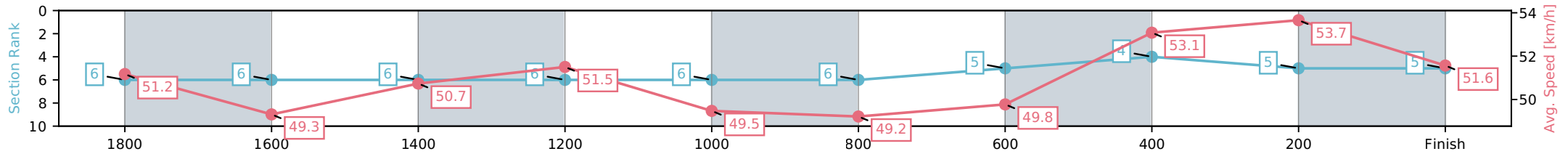
NZ Metropolitan Trotting Club Inc Harness
 Race 9: BETAVET 'UNCUT GEMS GELDING & ENTIRES
 CLASSIC (MOBILE PACE) (Listed) - 1980m



15 May 2026 - 9:06PM

Weather: Cloudy

Section	L1980	L1800	L1600	L1400	L1200	L1000	L800	L600	L400	L200
Section Times	2:21.39 (0:12.20)	2:09.18 [6] (0:14.95)	1:54.24 [6] (0:14.47)	1:39.77 [6] (0:13.98)	1:25.80 [6] (0:14.94)	1:10.85 [6] (0:14.98)	0:55.88 [6] (0:14.47)	0:41.41 [5] (0:13.83)	0:27.58 [4] (0:13.62)	0:13.96 [5] (0:13.96)
Average Speed [km/h]	51.2	49.3	50.7	51.5	49.5	49.2	49.8	53.1	53.7	51.6
Top Speed [km/h]	51.4	50.9	51.7	52.1	50.5	50.0	50.1	54.0	54.1	53.7
Avg. Dist. to Rail [m]	8.5	3.8	2.7	4.6	3.3	3.2	3.4	2.8	2.5	6.4



- [] Ranking at each section and finish
- :-:- No data available at this section
- NA No data available

Horse/Jockey Name	Radha/M J Williamson
Finish Rank	6
Fastest Section Time (Section)	0:13.40 (400-200)
Top Speed [km/h] (Section)	55.0 (400-200)
Race State	Finished



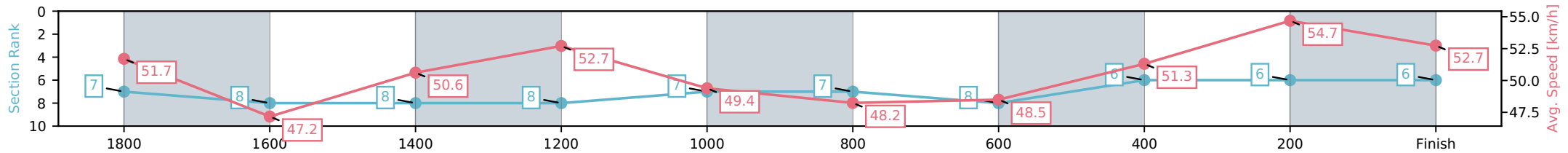
NZ Metropolitan Trotting Club Inc Harness
 Race 9: BETAVET 'UNCUT GEMS GELDING & ENTIRES
 CLASSIC (MOBILE PACE) (Listed) - 1980m



15 May 2026 - 9:06PM

Weather: Cloudy

Section	L1980	L1800	L1600	L1400	L1200	L1000	L800	L600	L400	L200
Section Times	2:21.95 (0:12.44)	2:09.51 [7] (0:15.45)	1:54.06 [8] (0:14.38)	1:39.69 [8] (0:13.65)	1:26.04 [8] (0:14.70)	1:11.34 [7] (0:15.01)	0:56.33 [7] (0:14.85)	0:41.48 [8] (0:14.42)	0:27.06 [6] (0:13.40)	0:13.66 [6] (0:13.66)
Average Speed [km/h]	51.7	47.2	50.6	52.7	49.4	48.2	48.5	51.3	54.7	52.7
Top Speed [km/h]	52.8	50.3	52.6	53.7	51.0	49.2	49.4	54.9	55.0	54.9
Avg. Dist. to Rail [m]	6.4	2.0	1.5	2.6	1.0	1.0	1.3	3.2	3.0	4.1



- [] Ranking at each section and finish
- :-:- No data available at this section
- NA No data available

Horse/Jockey Name	Crusher Lou/S J Thornley
Finish Rank	7
Fastest Section Time (Section)	0:13.41 (400-200)
Top Speed [km/h] (Section)	54.4 (400-200)
Race State	Finished



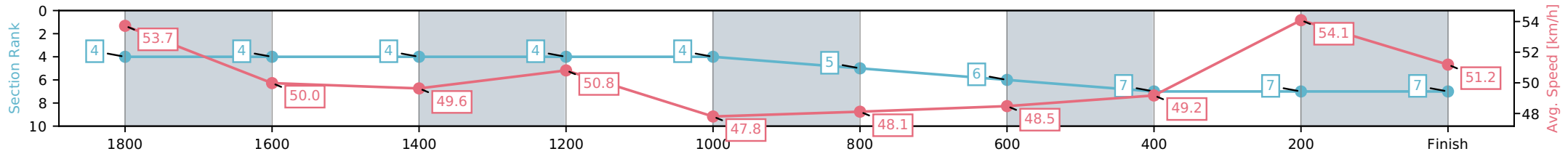
NZ Metropolitan Trotting Club Inc Harness
 Race 9: BETAVET 'UNCUT GEMS GELDING & ENTIRES
 CLASSIC (MOBILE PACE) (Listed) - 1980m



15 May 2026 - 9:06PM

Weather: Cloudy

Section	L1980	L1800	L1600	L1400	L1200	L1000	L800	L600	L400	L200
Section Times	2:22.42 (0:11.67)	2:10.75 [4] (0:14.54)	1:56.21 [4] (0:14.63)	1:41.58 [4] (0:14.17)	1:27.41 [4] (0:15.18)	1:12.23 [4] (0:15.07)	0:57.17 [5] (0:14.85)	0:42.32 [6] (0:14.84)	0:27.47 [7] (0:13.41)	0:14.07 [7] (0:14.07)
Average Speed [km/h]	53.7	50.0	49.6	50.8	47.8	48.1	48.5	49.2	54.1	51.2
Top Speed [km/h]	54.4	53.6	50.5	51.7	49.5	49.1	49.2	53.6	54.4	53.8
Avg. Dist. to Rail [m]	2.2	1.6	1.3	2.3	1.1	1.0	1.2	1.7	1.3	2.0



- [] Ranking at each section and finish
- :-:- No data available at this section
- NA No data available

Horse/Jockey Name	Sacetas/R E Harrison
Finish Rank	8
Fastest Section Time (Section)	0:14.20 (1400-1200)
Top Speed [km/h] (Section)	55.9 (1980 - 1800)
Race State	Finished



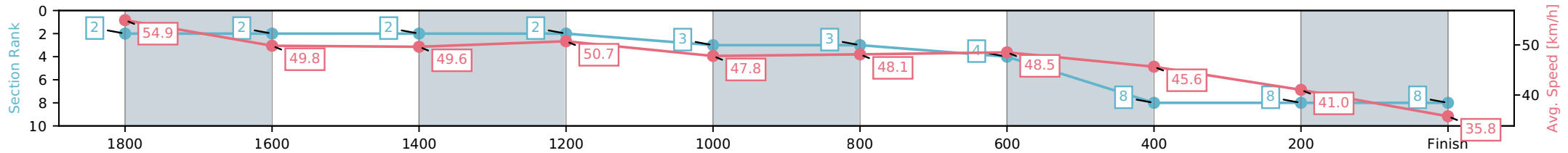
NZ Metropolitan Trotting Club Inc Harness
 Race 9: BETAVET 'UNCUT GEMS GELDING & ENTIRES
 CLASSIC (MOBILE PACE) (Listed) - 1980m



15 May 2026 - 9:06PM

Weather: Cloudy

Section	L1980	L1800	L1600	L1400	L1200	L1000	L800	L600	L400	L200
Section Times	2:33.38 (0:11.32)	2:22.06 [2] (0:14.57)	2:07.49 [2] (0:14.62)	1:52.87 [2] (0:14.20)	1:38.66 [2] (0:15.19)	1:23.48 [3] (0:15.07)	1:08.41 [3] (0:14.84)	0:53.57 [4] (0:15.86)	0:37.71 [8] (0:17.69)	0:20.02 [8] (0:20.02)
Average Speed [km/h]	54.9	49.8	49.6	50.7	47.8	48.1	48.5	45.6	41.0	35.8
Top Speed [km/h]	55.9	53.7	50.3	51.5	49.2	49.0	49.3	47.0	44.5	38.2
Avg. Dist. to Rail [m]	3.4	1.6	1.3	2.3	1.0	1.1	1.1	0.9	1.5	3.6



- [] Ranking at each section and finish
- :-:- No data available at this section
- NA No data available