



NZ Metropolitan Trotting Club Inc Harness
 Race 10: GOLD BAND TAXIS MOBILE PACE - 1980m
 15 May 2026 - 9:37PM



Weather: Cloudy

Field Times (Race Tempo) 2:24.80 (0:11.56) 2:13.24 (0:14.66) 1:58.58 (0:14.78) 1:43.80 (0:14.91) 1:28.89 (0:15.71) 1:13.18 (0:15.91) 0:57.27 (0:14.86) 0:42.41 (0:14.17)

Rank	TAB#	Horse	Overall Time	First 400m	Top Speed km/h (Section)	L1980	L1800	L1600	L1400	L1200	L1000	L800	L600
	(BAR#)	Driver	Margin (DT-W)	Last 600m	Fastest Section (Time)	Start - 1800	1800 - 1600	1600 - 1400	1400 - 1200	1200 - 1000	1000 - 800	800 - 600	600 - 400
1	2	Mostert	2:24.80	0:29.27	52.7 (400-200)	2:24.80	2:12.72 [5]	1:57.52 [5]	1:42.84 [5]	1:28.00 [5]	1:12.29 [5]	0:56.60 [5]	0:42.39 [2]
	(2)	C J Dalgety		0:42.39	400-200 (0:14.02)	(0:12.08)	(0:15.20)	(0:14.68)	(0:14.84)	(0:15.71)	(0:15.69)	(0:14.21)	(0:14.15)
2	10	Irish Dream	2:24.97	0:28.54	56.4 (200-0)	2:24.97	2:12.70 [6]	1:58.04 [4]	1:43.29 [4]	1:28.41 [4]	1:12.70 [4]	0:56.78 [4]	0:41.98 [6]
	(10)	G D O'Reilly	1.0L (-16)	0:41.98	200-0 (0:13.53)	(0:12.27)	(0:14.65)	(0:14.76)	(0:14.88)	(0:15.71)	(0:15.92)	(0:14.80)	(0:14.36)
3	4	Route Sixty Six	2:25.05	0:28.26	54.3 (1980 - 1800)	2:25.05	2:13.49 [1]	1:58.83 [1]	1:44.05 [1]	1:29.14 [1]	1:13.43 [1]	0:57.52 [1]	0:42.66 [1]
	(4)	W J House	1.4L (-16)	0:42.65	400-200 (0:14.08)	(0:11.56)	(0:14.66)	(0:14.78)	(0:14.91)	(0:15.71)	(0:15.91)	(0:14.86)	(0:14.25)
4	6	Lilac Luxury	2:25.39	0:30.13	52.9 (600-400)	2:25.39	2:12.43 [11]	1:57.04 [11]	1:42.78 [9]	1:28.18 [8]	1:12.48 [8]	0:56.51 [8]	0:42.36 [7]
	(6)	R D Close	3.4L (-7)	0:42.36	400-200 (0:14.10)	(0:12.96)	(0:15.38)	(0:14.27)	(0:14.60)	(0:15.70)	(0:15.97)	(0:14.15)	(0:14.12)
5	7	Taumutu Lad	2:25.39	0:30.78	54.7 (200-0)	2:25.39	2:12.42 [12]	1:56.55 [12]	1:41.58 [12]	1:27.03 [12]	1:11.20 [12]	0:55.40 [12]	0:41.39 [12]
	(7)	S E O'Reilly	3.4L (+8)	0:41.38	200-0 (0:13.41)	(0:12.96)	(0:15.88)	(0:14.97)	(0:14.56)	(0:15.82)	(0:15.80)	(0:14.01)	(0:13.92)
6	11	Star On The Rocks	2:25.49	0:29.27	54.0 (800-600)	2:25.49	2:13.12 [8]	1:57.87 [6]	1:43.21 [7]	1:28.41 [7]	1:12.68 [7]	0:56.95 [7]	0:43.05 [3]
	(11)	S J Thornley	3.9L (+6)	0:43.05	800-600 (0:13.90)	(0:12.37)	(0:15.25)	(0:14.66)	(0:14.80)	(0:15.73)	(0:15.74)	(0:13.90)	(0:14.22)
7	3	Jay Jay Denario	2:25.97	0:29.60	53.4 (200-0)	2:25.97	2:13.15 [10]	1:58.14 [7]	1:43.74 [6]	1:29.06 [6]	1:13.33 [6]	0:57.43 [6]	0:42.66 [9]
	(3)	C R Ferguson	6.7L (-14)	0:42.66	200-0 (0:14.11)	(0:12.82)	(0:15.02)	(0:14.39)	(0:14.69)	(0:15.72)	(0:15.90)	(0:14.77)	(0:14.38)
8	1	B B Crunch	2:26.05	0:28.52	53.1 (1980 - 1800)	2:26.05	2:14.12 [3]	1:59.46 [2]	1:44.75 [2]	1:29.84 [2]	1:14.10 [2]	0:58.21 [2]	0:43.35 [4]
	(1)	B N Orange	7.1L (-16)	0:43.34	400-200 (0:14.28)	(0:11.93)	(0:14.66)	(0:14.71)	(0:14.91)	(0:15.73)	(0:15.90)	(0:14.86)	(0:14.34)
9	8	Remission	2:26.36	0:30.27	53.0 (1980 - 1800)	2:26.36	2:14.32 [4]	1:58.33 [8]	1:42.90 [11]	1:28.39 [11]	1:12.56 [11]	0:56.75 [11]	0:42.71 [11]
	(8)	M B Holbrough	8.9L (+6)	0:42.71	800-600 (0:14.04)	(0:12.04)	(0:15.99)	(0:15.44)	(0:14.51)	(0:15.83)	(0:15.81)	(0:14.04)	(0:14.26)
10	5	Royal Belle	2:26.67	0:28.86	55.0 (1980 - 1800)	2:26.67	2:15.03 [2]	1:59.80 [3]	1:44.99 [3]	1:30.19 [3]	1:14.46 [3]	0:58.54 [3]	0:43.90 [5]
	(5)	K V Hadfield	10.7L (-2)	0:43.89	600-400 (0:14.24)	(0:11.64)	(0:15.23)	(0:14.81)	(0:14.80)	(0:15.73)	(0:15.93)	(0:14.64)	(0:14.24)

Report Created: Fri 15 May 2026

(Note: Races are conducted over an approximate distance as close as possible to the advertised distance, and recorded data may vary accordingly. Official times refer to race times only and do not include handicap times.)

[] Position in running at each section and finish TAB# Saddle cloth number

:-:-- No data available at this section

NA No data available

DNT Did not track

BAR# Barrier/Gate Position

DNF Did not finish

DT-W Distance travelled compared to winner in metres

[] Fastest split

[█] Fastest section



NZ Metropolitan Trotting Club Inc Harness
Race 10: GOLD BAND TAXIS MOBILE PACE - 1980m

15 May 2026 - 9:37PM

Weather: Cloudy



Field Times (Race Tempo) 2:24.80 (0:11.56) 2:13.24 (0:14.66) 1:58.58 (0:14.78) 1:43.80 (0:14.91) 1:28.89 (0:15.71) 1:13.18 (0:15.91) 0:57.27 (0:14.86) 0:42.41 (0:14.17)

Rank	TAB#	Horse	Overall Time	First 400m	Top Speed km/h (Section)	L1980	L1800	L1600	L1400	L1200	L1000	L800	L600
	(BAR#)	Driver	Margin (DT-W)	Last 600m	Fastest Section (Time)	Start - 1800	1800 - 1600	1600 - 1400	1400 - 1200	1200 - 1000	1000 - 800	800 - 600	600 - 400
11	9	Jay R Tolkien	2:26.68	0:30.04	53.2 (600-400)	2:26.68	2:14.36 [7]	1:58.60 [10]	1:43.73 [10]	1:28.99 [10]	1:13.22 [10]	0:57.43 [10]	0:43.37 [10]
	(9)	R J Butt	10.7L (+8)	0:43.37	800-600 (0:14.07)	(0:12.32)	(0:15.76)	(0:14.87)	(0:14.74)	(0:15.77)	(0:15.79)	(0:14.07)	(0:14.13)
12	12	Auntie Deb	2:27.82	0:29.55	52.4 (800-600)	2:27.82	2:15.13 [9]	1:59.76 [9]	1:45.25 [8]	1:30.42 [9]	1:14.70 [9]	0:58.92 [9]	0:44.79 [8]
	(12)	S J Tomlinson	17.3L (+10)	0:44.78	800-600 (0:14.14)	(0:12.69)	(0:15.37)	(0:14.51)	(0:14.83)	(0:15.72)	(0:15.78)	(0:14.14)	(0:14.81)

Report Created: Fri 15 May 2026

(Note: Races are conducted over an approximate distance as close as possible to the advertised distance, and recorded data may vary accordingly. Official times refer to race times only and do not include handicap times.)

[] Position in running at each section and finish TAB# Saddle cloth number

:-:-- No data available at this section

NA No data available

DNT Did not track

BAR# Barrier/Gate Position

DNF Did not finish

DT-W Distance travelled compared to winner in metres

Fastest split

Fastest section



NZ Metropolitan Trotting Club Inc Harness
Race 10: GOLD BAND TAXIS MOBILE PACE - 1980m

15 May 2026 - 9:37PM



Weather: Cloudy

Field Times 0:28.24 0:14.22
(Race Tempo) (0:14.02) (0:14.22)

Rank	TAB#	Horse	Overall Time	First 400m	Top Speed km/h (Section)	L400	L200						
	(BAR#)	Driver	Margin (DT-W)	Last 600m	Fastest Section (Time)	400 - 200	200 - Finish						
1	2	Mostert	2:24.80	0:29.27	52.7 (400-200)	0:28.24 [1]	0:14.22 [1]						
	(2)	C J Dalgety		0:42.39	400-200 (0:14.02)	(0:14.02)	(0:14.22)						
2	10	Irish Dream	2:24.97	0:28.54	56.4 (200-0)	0:27.62 [7]	0:13.53 [7]						
	(10)	G D O'Reilly	1.0L (-16)	0:41.98	200-0 (0:13.53)	(0:14.09)	(0:13.53)						
3	4	Route Sixty Six	2:25.05	0:28.26	54.3 (1980 - 1800)	0:28.41 [2]	0:14.32 [2]						
	(4)	W J House	1.4L (-16)	0:42.65	400-200 (0:14.08)	(0:14.08)	(0:14.32)						
4	6	Lilac Luxury	2:25.39	0:30.13	52.9 (600-400)	0:28.24 [6]	0:14.14 [4]						
	(6)	R D Close	3.4L (-7)	0:42.36	400-200 (0:14.10)	(0:14.10)	(0:14.14)						
5	7	Taumutu Lad	2:25.39	0:30.78	54.7 (200-0)	0:27.47 [12]	0:13.41 [11]						
	(7)	S E O'Reilly	3.4L (+8)	0:41.38	200-0 (0:13.41)	(0:14.05)	(0:13.41)						
6	11	Star On The Rocks	2:25.49	0:29.27	54.0 (800-600)	0:28.83 [3]	0:14.65 [3]						
	(11)	S J Thornley	3.9L (+6)	0:43.05	800-600 (0:13.90)	(0:14.18)	(0:14.65)						
7	3	Jay Jay Denario	2:25.97	0:29.60	53.4 (200-0)	0:28.28 [9]	0:14.11 [9]						
	(3)	C R Ferguson	6.7L (-14)	0:42.66	200-0 (0:14.11)	(0:14.17)	(0:14.11)						
8	1	B B Crunch	2:26.05	0:28.52	53.1 (1980 - 1800)	0:29.00 [5]	0:14.72 [5]						
	(1)	B N Orange	7.1L (-16)	0:43.34	400-200 (0:14.28)	(0:14.28)	(0:14.72)						
9	8	Remission	2:26.36	0:30.27	53.0 (1980 - 1800)	0:28.45 [11]	0:14.40 [10]						
	(8)	M B Holbrough	8.9L (+6)	0:42.71	800-600 (0:14.04)	(0:14.05)	(0:14.40)						
10	5	Royal Belle	2:26.67	0:28.86	55.0 (1980 - 1800)	0:29.66 [4]	0:15.25 [6]						
	(5)	K V Hadfield	10.7L (-2)	0:43.89	600-400 (0:14.24)	(0:14.40)	(0:15.25)						

Report Created: Fri 15 May 2026

(Note: Races are conducted over an approximate distance as close as possible to the advertised distance, and recorded data may vary accordingly. Official times refer to race times only and do not include handicap times.)

[] Position in running at each section and finish TAB# Saddle cloth number

:-:-- No data available at this section

NA No data available

DNT Did not track

BAR# Barrier/Gate Position

DNF Did not finish

DT-W Distance travelled compared to winner in metres

Fastest split

Fastest section



NZ Metropolitan Trotting Club Inc Harness
 Race 10: GOLD BAND TAXIS MOBILE PACE - 1980m
 15 May 2026 - 9:37PM



Weather: Cloudy

Field Times 0:28.24 0:14.22
 (Race Tempo) (0:14.02) (0:14.22)

Rank	TAB#	Horse	Overall Time	First 400m	Top Speed km/h (Section)	L400	L200						
	(BAR#)	Driver	Margin (DT-W)	Last 600m	Fastest Section (Time)	400 - 200	200 - Finish						
11	9	Jay R Tolkien	2:26.68	0:30.04	53.2 (600-400)	0:29.23 [8]	0:14.92 [8]						
	(9)	R J Butt	10.7L (+8)	0:43.37	800-600 (0:14.07)	(0:14.32)	(0:14.92)						
12	12	Auntie Deb	2:27.82	0:29.55	52.4 (800-600)	0:29.97 [10]	0:15.11 [12]						
	(12)	S J Tomlinson	17.3L (+10)	0:44.78	800-600 (0:14.14)	(0:14.86)	(0:15.11)						

Report Created: Fri 15 May 2026

(Note: Races are conducted over an approximate distance as close as possible to the advertised distance, and recorded data may vary accordingly. Official times refer to race times only and do not include handicap times.)

[] Position in running at each section and finish TAB# Saddle cloth number
 --- No data available at this section BAR# Barrier/Gate Position
 NA No data available DNF Did not finish
 DNT Did not track DT-W Distance travelled compared to winner in metres

Fastest split
 Fastest section

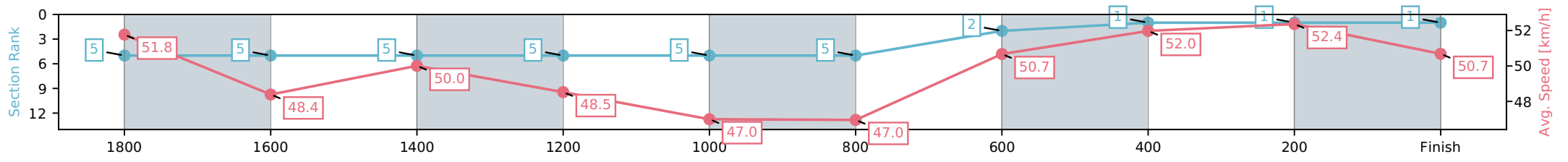
Horse/Jockey Name	Mostert/C J Dalgety
Finish Rank	1
Fastest Section Time (Section)	0:14.02 (400-200)
Top Speed [km/h] (Section)	52.7 (400-200)
Race State	Finished



NZ Metropolitan Trotting Club Inc Harness
 Race 10: GOLD BAND TAXIS MOBILE PACE - 1980m
 15 May 2026 - 9:37PM
 Weather: Cloudy



Section	L1980	L1800	L1600	L1400	L1200	L1000	L800	L600	L400	L200
Section Times	2:24.80 (0:12.08)	2:12.72 [5] (0:15.20)	1:57.52 [5] (0:14.68)	1:42.84 [5] (0:14.84)	1:28.00 [5] (0:15.71)	1:12.29 [5] (0:15.69)	0:56.60 [5] (0:14.21)	0:42.39 [2] (0:14.15)	0:28.24 [1] (0:14.02)	0:14.22 [1] (0:14.22)
Average Speed [km/h]	51.8	48.4	50.0	48.5	47.0	47.0	50.7	52.0	52.4	50.7
Top Speed [km/h]	52.5	50.8	51.0	50.1	47.7	49.4	51.5	52.3	52.7	52.6
Avg. Dist. to Rail [m]	4.1	3.4	2.7	4.7	3.1	3.3	4.6	3.3	3.1	5.8



[] Ranking at each section and finish
 -:-:- No data available at this section
 NA No data available

Horse/Jockey Name	Irish Dream/G D O'Reilly
Finish Rank	2
Fastest Section Time (Section)	0:13.53 (200-0)
Top Speed [km/h] (Section)	56.4 (200-0)
Race State	Finished



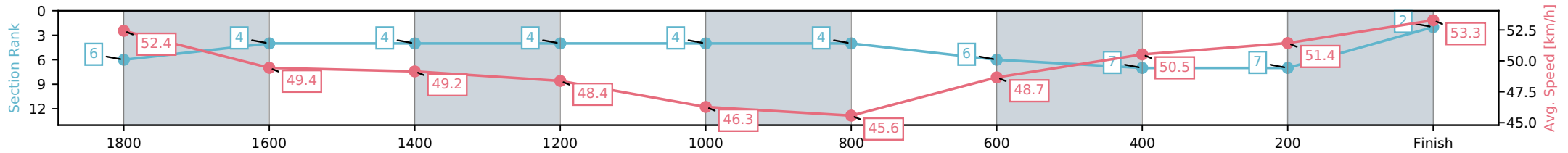
NZ Metropolitan Trotting Club Inc Harness
Race 10: GOLD BAND TAXIS MOBILE PACE - 1980m



15 May 2026 - 9:37PM

Weather: Cloudy

Section	L1980	L1800	L1600	L1400	L1200	L1000	L800	L600	L400	L200
Section Times	2:24.97 (0:12.27)	2:12.70 [6] (0:14.65)	1:58.04 [4] (0:14.76)	1:43.29 [4] (0:14.88)	1:28.41 [4] (0:15.71)	1:12.70 [4] (0:15.92)	0:56.78 [4]	0:41.98 [6] (0:14.36)	0:27.62 [7] (0:14.09)	0:13.53 [7] (0:13.53)
Average Speed [km/h]	52.4	49.4	49.2	48.4	46.3	45.6	48.7	50.5	51.4	53.3
Top Speed [km/h]	52.8	52.6	50.0	50.0	46.7	46.6	50.2	50.8	55.4	56.4
Avg. Dist. to Rail [m]	2.1	1.4	1.1	3.2	1.3	1.3	2.1	1.4	1.2	1.9



- [] Ranking at each section and finish
- :-:- No data available at this section
- NA No data available

Horse/Jockey Name	Route Sixty Six/W J House
Finish Rank	3
Fastest Section Time (Section)	0:14.08 (400-200)
Top Speed [km/h] (Section)	54.3 (1980 - 1800)
Race State	Finished



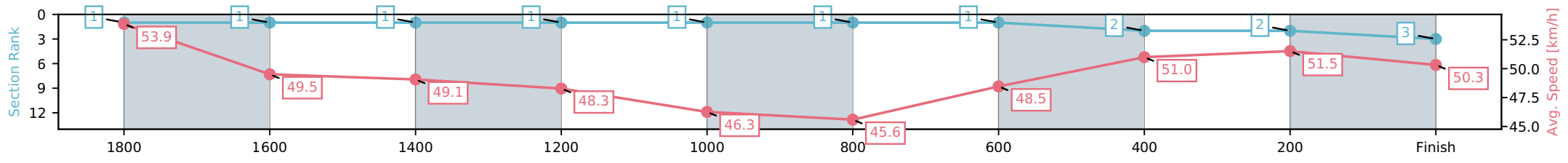
NZ Metropolitan Trotting Club Inc Harness
 Race 10: GOLD BAND TAXIS MOBILE PACE - 1980m



15 May 2026 - 9:37PM

Weather: Cloudy

Section	L1980	L1800	L1600	L1400	L1200	L1000	L800	L600	L400	L200
Section Times	2:25.05 (0:11.56)	2:13.49 [1] (0:14.66)	1:58.83 [1] (0:14.78)	1:44.05 [1] (0:14.91)	1:29.14 [1] (0:15.71)	1:13.43 [1] (0:15.91)	0:57.52 [1] (0:14.86)	0:42.66 [1] (0:14.25)	0:28.41 [2] (0:14.08)	0:14.32 [2] (0:14.32)
Average Speed [km/h]	53.9	49.5	49.1	48.3	46.3	45.6	48.5	51.0	51.5	50.3
Top Speed [km/h]	54.3	53.4	49.5	49.9	46.7	46.8	50.5	51.3	51.7	51.6
Avg. Dist. to Rail [m]	5.5	1.5	1.1	3.2	1.3	1.2	2.1	1.6	1.5	4.3



[] Ranking at each section and finish
 -:-:- No data available at this section
 NA No data available

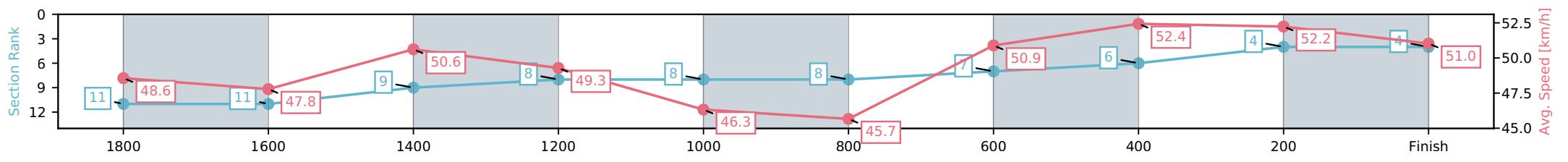
Horse/Jockey Name	Lilac Luxury/R D Close
Finish Rank	4
Fastest Section Time (Section)	0:14.10 (400-200)
Top Speed [km/h] (Section)	52.9 (600-400)
Race State	Finished



NZ Metropolitan Trotting Club Inc Harness
 Race 10: GOLD BAND TAXIS MOBILE PACE - 1980m
 15 May 2026 - 9:37PM
 Weather: Cloudy



Section	L1980	L1800	L1600	L1400	L1200	L1000	L800	L600	L400	L200
Section Times	2:25.39 (0:12.96)	2:12.43 [11] (0:15.38)	1:57.04 [11] (0:14.27)	1:42.78 [9] (0:14.60)	1:28.18 [8] (0:15.70)	1:12.48 [8] (0:15.97)	0:56.51 [8] (0:14.15)	0:42.36 [7] (0:14.12)	0:28.24 [6] (0:14.10)	0:14.14 [4] (0:14.14)
Average Speed [km/h]	48.6	47.8	50.6	49.3	46.3	45.7	50.9	52.4	52.2	51.0
Top Speed [km/h]	50.6	50.2	52.3	51.7	47.0	46.8	52.4	52.9	52.8	52.6
Avg. Dist. to Rail [m]	8.7	4.1	0.7	2.9	1.2	1.9	4.2	4.2	3.8	9.0



[] Ranking at each section and finish
 -:-:- No data available at this section
 NA No data available

Horse/Jockey Name	Taumutu Lad/S E O'Reilly
Finish Rank	5
Fastest Section Time (Section)	0:13.41 (200-0)
Top Speed [km/h] (Section)	54.7 (200-0)
Race State	Finished



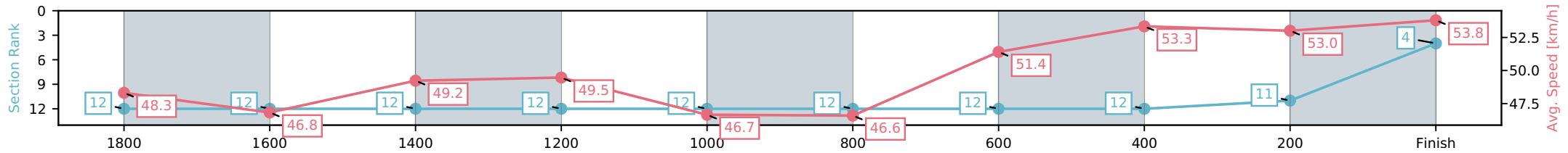
NZ Metropolitan Trotting Club Inc Harness
 Race 10: GOLD BAND TAXIS MOBILE PACE - 1980m



15 May 2026 - 9:37PM

Weather: Cloudy

Section	L1980	L1800	L1600	L1400	L1200	L1000	L800	L600	L400	L200
Section Times	2:25.39 (0:12.96)	2:12.42 [12] (0:15.88)	1:56.55 [12] (0:14.97)	1:41.58 [12] (0:14.56)	1:27.03 [12] (0:15.82)	1:11.20 [12] (0:15.80)	0:55.40 [12] (0:14.01)	0:41.39 [12] (0:13.92)	0:27.47 [12] (0:14.05)	0:13.41 [11] (0:13.41)
Average Speed [km/h]	48.3	46.8	49.2	49.5	46.7	46.6	51.4	53.3	53.0	53.8
Top Speed [km/h]	51.3	49.3	50.5	50.3	47.8	48.2	53.4	53.9	53.8	54.7
Avg. Dist. to Rail [m]	10.6	5.9	3.1	4.6	3.1	3.3	4.4	4.4	5.7	11.1



- [] Ranking at each section and finish
- :-:- No data available at this section
- NA No data available

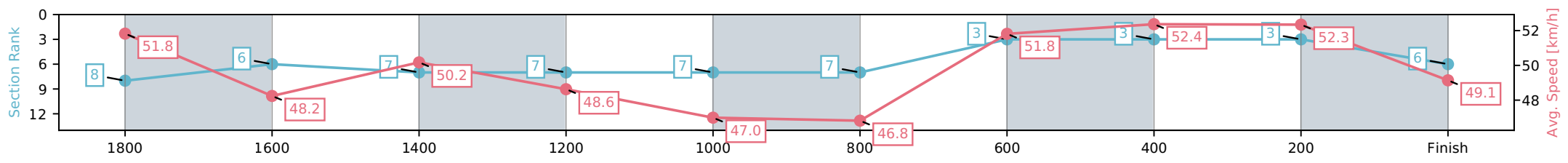
Horse/Jockey Name	Star On The Rocks/S J Thornley
Finish Rank	6
Fastest Section Time (Section)	0:13.90 (800-600)
Top Speed [km/h] (Section)	54.0 (800-600)
Race State	Finished



NZ Metropolitan Trotting Club Inc Harness
 Race 10: GOLD BAND TAXIS MOBILE PACE - 1980m
 15 May 2026 - 9:37PM
 Weather: Cloudy



Section	L1980	L1800	L1600	L1400	L1200	L1000	L800	L600	L400	L200
Section Times	2:25.49 (0:12.37)	2:13.12 [8] (0:15.25)	1:57.87 [6] (0:14.66)	1:43.21 [7] (0:14.80)	1:28.41 [7] (0:15.73)	1:12.68 [7] (0:15.74)	0:56.95 [7] (0:13.90)	0:43.05 [3] (0:14.22)	0:28.83 [3] (0:14.18)	0:14.65 [3] (0:14.65)
Average Speed [km/h]	51.8	48.2	50.2	48.6	47.0	46.8	51.8	52.4	52.3	49.1
Top Speed [km/h]	53.0	50.7	51.6	50.4	47.6	49.2	54.0	52.9	52.8	51.4
Avg. Dist. to Rail [m]	4.0	3.5	2.9	5.0	3.2	3.3	5.1	4.8	4.8	8.0



[] Ranking at each section and finish
 -:-:- No data available at this section
 NA No data available

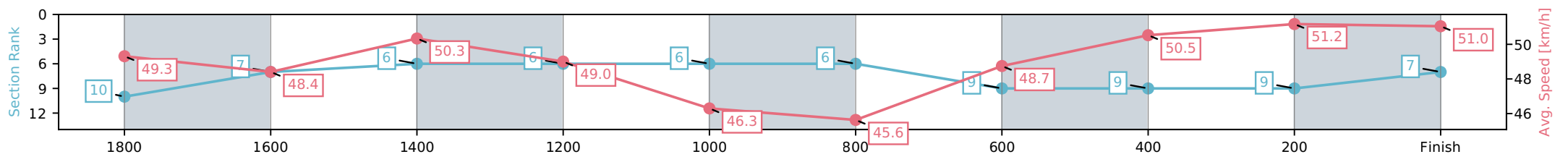
Horse/Jockey Name	Jay Jay Denario/C R Ferguson
Finish Rank	7
Fastest Section Time (Section)	0:14.11 (200-0)
Top Speed [km/h] (Section)	53.4 (200-0)
Race State	Finished



NZ Metropolitan Trotting Club Inc Harness
 Race 10: GOLD BAND TAXIS MOBILE PACE - 1980m
 15 May 2026 - 9:37PM
 Weather: Cloudy



Section	L1980	L1800	L1600	L1400	L1200	L1000	L800	L600	L400	L200
Section Times	2:25.97 (0:12.82)	2:13.15 [10] (0:15.02)	1:58.14 [7] (0:14.39)	1:43.74 [6] (0:14.69)	1:29.06 [6] (0:15.72)	1:13.33 [6] (0:15.90)	0:57.43 [6] (0:14.77)	0:42.66 [9] (0:14.38)	0:28.28 [9] (0:14.17)	0:14.11 [9] (0:14.11)
Average Speed [km/h]	49.3	48.4	50.3	49.0	46.3	45.6	48.7	50.5	51.2	51.0
Top Speed [km/h]	52.2	49.8	51.2	50.6	46.9	46.9	50.5	51.2	52.6	53.4
Avg. Dist. to Rail [m]	5.6	2.6	1.0	3.1	1.4	1.3	2.1	1.5	1.3	2.6



[] Ranking at each section and finish
 -:-:- No data available at this section
 NA No data available

Horse/Jockey Name	B B Crunch/B N Orange
Finish Rank	8
Fastest Section Time (Section)	0:14.28 (400-200)
Top Speed [km/h] (Section)	53.1 (1980 - 1800)
Race State	Finished



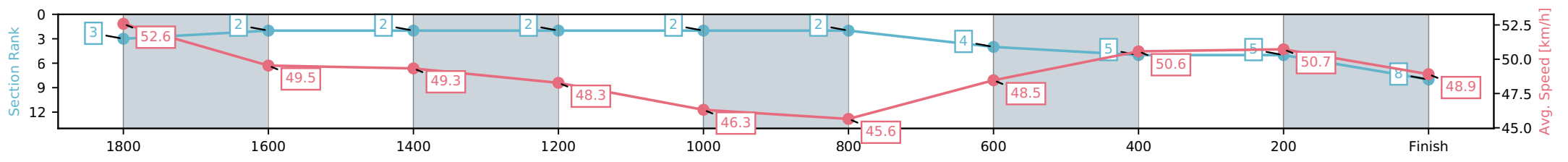
NZ Metropolitan Trotting Club Inc Harness
 Race 10: GOLD BAND TAXIS MOBILE PACE - 1980m



15 May 2026 - 9:37PM

Weather: Cloudy

Section	L1980	L1800	L1600	L1400	L1200	L1000	L800	L600	L400	L200
Section Times	2:26.05 (0:11.93)	2:14.12 [3] (0:14.66)	1:59.46 [2] (0:14.71)	1:44.75 [2] (0:14.91)	1:29.84 [2] (0:15.73)	1:14.10 [2] (0:15.90)	0:58.21 [2] (0:14.86)	0:43.35 [4] (0:14.34)	0:29.00 [5] (0:14.28)	0:14.72 [5] (0:14.72)
Average Speed [km/h]	52.6	49.5	49.3	48.3	46.3	45.6	48.5	50.6	50.7	48.9
Top Speed [km/h]	53.1	52.5	50.1	49.9	46.7	46.8	50.1	50.7	50.8	50.8
Avg. Dist. to Rail [m]	2.2	1.5	1.3	3.4	1.5	1.4	2.1	1.4	1.4	4.9



[] Ranking at each section and finish
 -:-:- No data available at this section
 NA No data available

Horse/Jockey Name	Remission/M B Holbrough
Finish Rank	9
Fastest Section Time (Section)	0:14.04 (800-600)
Top Speed [km/h] (Section)	53.0 (1980 - 1800)
Race State	Finished



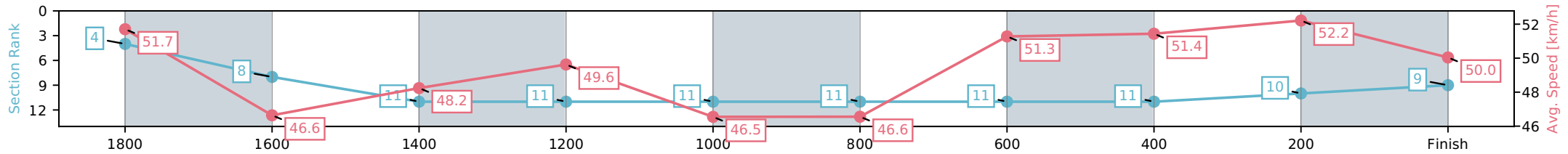
NZ Metropolitan Trotting Club Inc Harness
 Race 10: GOLD BAND TAXIS MOBILE PACE - 1980m



15 May 2026 - 9:37PM

Weather: Cloudy

Section	L1980	L1800	L1600	L1400	L1200	L1000	L800	L600	L400	L200
Section Times	2:26.36 (0:12.04)	2:14.32 [4] (0:15.99)	1:58.33 [8] (0:15.44)	1:42.90 [11] (0:14.51)	1:28.39 [11] (0:15.83)	1:12.56 [11] (0:15.81)	0:56.75 [11] (0:14.04)	0:42.71 [11] (0:14.26)	0:28.45 [11] (0:14.05)	0:14.40 [10] (0:14.40)
Average Speed [km/h]	51.7	46.6	48.2	49.6	46.5	46.6	51.3	51.4	52.2	50.0
Top Speed [km/h]	53.0	50.9	50.6	50.9	47.6	48.2	52.5	52.2	52.7	52.6
Avg. Dist. to Rail [m]	11.0	5.3	4.1	4.6	2.9	3.2	2.8	2.6	3.0	4.2



- [] Ranking at each section and finish
- :-:- No data available at this section
- NA No data available

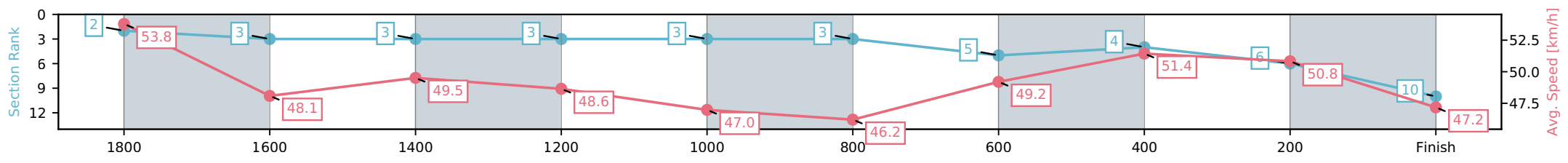
Horse/Jockey Name	Royal Belle/K V Hadfield
Finish Rank	10
Fastest Section Time (Section)	0:14.24 (600-400)
Top Speed [km/h] (Section)	55.0 (1980 - 1800)
Race State	Finished



NZ Metropolitan Trotting Club Inc Harness
 Race 10: GOLD BAND TAXIS MOBILE PACE - 1980m
 15 May 2026 - 9:37PM
 Weather: Cloudy



Section	L1980	L1800	L1600	L1400	L1200	L1000	L800	L600	L400	L200
Section Times	2:26.67 (0:11.64)	2:15.03 [2] (0:15.23)	1:59.80 [3] (0:14.81)	1:44.99 [3] (0:14.80)	1:30.19 [3] (0:15.73)	1:14.46 [3] (0:15.93)	0:58.54 [3] (0:14.64)	0:43.90 [5] (0:14.24)	0:29.66 [4] (0:14.40)	0:15.25 [6] (0:15.25)
Average Speed [km/h]	53.8	48.1	49.5	48.6	47.0	46.2	49.2	51.4	50.8	47.2
Top Speed [km/h]	55.0	51.5	50.4	49.9	47.4	47.4	51.0	52.8	51.1	50.1
Avg. Dist. to Rail [m]	7.2	3.0	2.6	4.6	3.1	3.1	3.6	2.7	2.9	5.6



[] Ranking at each section and finish
 -:-:- No data available at this section
 NA No data available

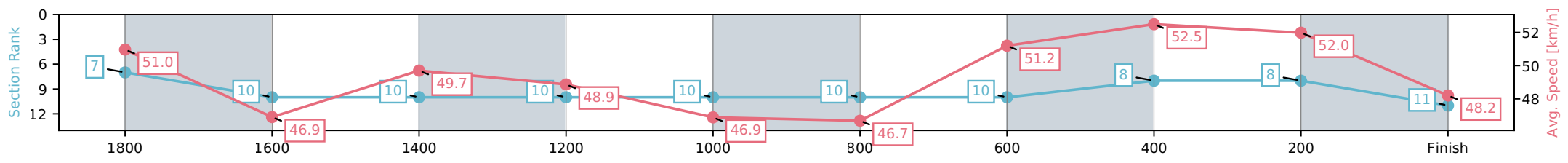
Horse/Jockey Name	Jay R Tolkien/R J Butt
Finish Rank	11
Fastest Section Time (Section)	0:14.07 (800-600)
Top Speed [km/h] (Section)	53.2 (600-400)
Race State	Finished



NZ Metropolitan Trotting Club Inc Harness
 Race 10: GOLD BAND TAXIS MOBILE PACE - 1980m
 15 May 2026 - 9:37PM
 Weather: Cloudy



Section	L1980	L1800	L1600	L1400	L1200	L1000	L800	L600	L400	L200
Section Times	2:26.68 (0:12.32)	2:14.36 [7] (0:15.76)	1:58.60 [10] (0:14.87)	1:43.73 [10] (0:14.74)	1:28.99 [10] (0:15.77)	1:13.22 [10] (0:15.79)	0:57.43 [10] (0:14.07)	0:43.37 [10] (0:14.13)	0:29.23 [8] (0:14.32)	0:14.92 [8] (0:14.92)
Average Speed [km/h]	51.0	46.9	49.7	48.9	46.9	46.7	51.2	52.5	52.0	48.2
Top Speed [km/h]	52.7	48.2	51.8	51.4	48.0	49.0	52.7	53.2	52.2	51.7
Avg. Dist. to Rail [m]	12.9	4.7	3.5	4.9	3.3	3.4	5.2	4.3	5.3	8.6



[] Ranking at each section and finish
 -:-:- No data available at this section
 NA No data available

Horse/Jockey Name	Auntie Deb/S J Tomlinson
Finish Rank	12
Fastest Section Time (Section)	0:14.14 (800-600)
Top Speed [km/h] (Section)	52.4 (800-600)
Race State	Finished



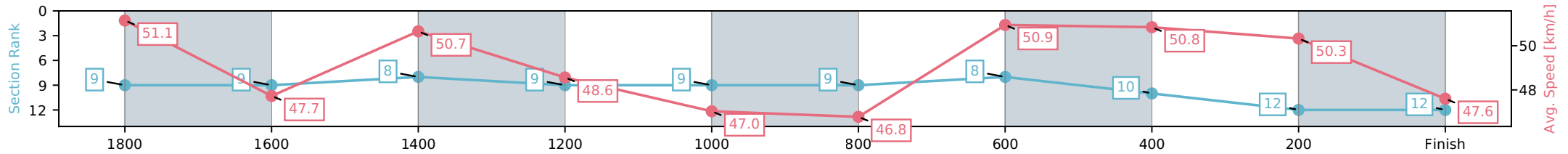
NZ Metropolitan Trotting Club Inc Harness
 Race 10: GOLD BAND TAXIS MOBILE PACE - 1980m



15 May 2026 - 9:37PM

Weather: Cloudy

Section	L1980	L1800	L1600	L1400	L1200	L1000	L800	L600	L400	L200
Section Times	2:27.82 (0:12.69)	2:15.13 [9] (0:15.37)	1:59.76 [9] (0:14.51)	1:45.25 [8] (0:14.83)	1:30.42 [9] (0:15.72)	1:14.70 [9] (0:15.78)	0:58.92 [9] (0:14.14)	0:44.79 [8] (0:14.81)	0:29.97 [10] (0:14.86)	0:15.11 [12] (0:15.11)
Average Speed [km/h]	51.1	47.7	50.7	48.6	47.0	46.8	50.9	50.8	50.3	47.6
Top Speed [km/h]	52.0	50.6	51.8	50.2	47.9	49.0	52.4	52.1	50.6	49.6
Avg. Dist. to Rail [m]	4.7	3.3	2.9	5.1	3.4	3.5	5.4	6.2	5.4	6.7



- [] Ranking at each section and finish
- :-:- No data available at this section
- NA No data available