



NZ Metropolitan Trotting Club Inc Harness
 Race 2: WOODLANDS STUD MOBILE PACE - 1980m
 22 May 2026 - 5:38PM



Weather: Cloudy

Field Times (Race Tempo) 2:23.89 (0:10.99) 2:12.90 (0:13.75) 1:59.15 (0:15.21) 1:43.94 (0:15.00) 1:28.94 (0:14.83) 1:14.10 (0:15.45) 0:58.66 (0:14.20) 0:44.46 (0:14.68)

Rank	TAB#	Horse	Overall Time	First 400m	Top Speed km/h (Section)	L1980	L1800	L1600	L1400	L1200	L1000	L800	L600
	(BAR#)	Driver	Margin (DT-W)	Last 600m	Fastest Section (Time)	Start - 1800	1800 - 1600	1600 - 1400	1400 - 1200	1200 - 1000	1000 - 800	800 - 600	600 - 400
1	14	Song Of Seas	2:23.89	0:27.05	56.8 (1980 - 1800)	2:23.89	2:12.17 [7]	1:58.36 [6]	1:43.48 [3]	1:28.86 [2]	1:13.71 [3]	0:58.38 [2]	0:44.17 [3]
	(U1)	R T May		0:44.17	1800-1600 (0:13.81)	(0:11.72)	(0:13.81)	(0:14.88)	(0:14.61)	(0:15.16)	(0:15.33)	(0:14.21)	(0:14.69)
2	7	Taumutu Lad	2:24.17	0:28.54	53.7 (1980 - 1800)	2:24.17	2:12.15 [9]	1:57.57 [10]	1:42.21 [11]	1:27.18 [11]	1:12.50 [11]	0:57.89 [10]	0:43.97 [7]
	(7)	S E O'Reilly	1.6L (+7)	0:43.97	800-600 (0:13.93)	(0:12.02)	(0:14.58)	(0:15.36)	(0:15.03)	(0:14.68)	(0:14.61)	(0:13.93)	(0:14.65)
3	11	Hugo	2:24.63	0:27.74	54.3 (1980 - 1800)	2:24.63	2:12.68 [8]	1:58.48 [8]	1:43.07 [9]	1:28.16 [9]	1:13.26 [10]	0:58.67 [7]	0:44.72 [4]
	(11)	S J Thornley	4.2L (+6)	0:44.73	800-600 (0:13.94)	(0:11.94)	(0:14.20)	(0:15.41)	(0:14.92)	(0:14.90)	(0:14.59)	(0:13.94)	(0:14.64)
4	5	Style Council	2:24.77	0:27.54	55.7 (1980 - 1800)	2:24.77	2:13.46 [4]	1:59.28 [4]	1:43.81 [6]	1:28.90 [6]	1:13.94 [6]	0:58.67 [8]	0:44.40 [9]
	(5)	K G Cameron	5.0L (+1)	0:44.40	1800-1600 (0:14.19)	(0:11.31)	(0:14.19)	(0:15.46)	(0:14.91)	(0:14.96)	(0:15.27)	(0:14.28)	(0:14.96)
5	6	Lily's A Star	2:24.78	0:28.84	52.9 (1980 - 1800)	2:24.78	2:12.36 [12]	1:57.89 [12]	1:42.50 [12]	1:27.46 [12]	1:12.81 [12]	0:58.22 [12]	0:44.30 [10]
	(6)	S J Tomlinson	5.1L (+7)	0:44.29	800-600 (0:13.92)	(0:12.42)	(0:14.47)	(0:15.40)	(0:15.04)	(0:14.64)	(0:14.60)	(0:13.92)	(0:14.69)
6	13	Remission	2:24.89	0:28.35	53.2 (1980 - 1800)	2:24.89	2:12.54 [11]	1:58.12 [11]	1:43.07 [10]	1:28.31 [10]	1:13.62 [9]	0:58.49 [11]	0:44.22 [12]
	(13)	M B Holbrough	5.8L (-7)	0:44.22	800-600 (0:14.27)	(0:12.36)	(0:14.41)	(0:15.05)	(0:14.76)	(0:14.69)	(0:15.14)	(0:14.27)	(0:14.91)
7	9	Lilac Luxury	2:25.10	0:29.10	53.4 (1980 - 1800)	2:25.10	2:12.57 [13]	1:57.62 [13]	1:42.42 [13]	1:27.38 [13]	1:12.76 [13]	0:58.34 [13]	0:44.17 [13]
	(9)	S J Ottley	6.9L (-7)	0:44.16	800-600 (0:14.18)	(0:12.53)	(0:14.95)	(0:15.20)	(0:15.05)	(0:14.61)	(0:14.42)	(0:14.18)	(0:15.05)
8	12	Radioactive Jaffa	2:25.20	0:28.03	53.3 (1800-1600)	2:25.20	2:12.94 [10]	1:58.74 [9]	1:43.69 [8]	1:28.95 [8]	1:14.32 [7]	0:59.03 [9]	0:44.62 [11]
	(12)	N P Williamson	7.5L (-18)	0:44.62	1800-1600 (0:14.20)	(0:12.26)	(0:14.20)	(0:15.05)	(0:14.74)	(0:14.63)	(0:15.28)	(0:14.41)	(0:15.09)
9	10	Heaven	2:25.27	0:27.10	56.1 (1980 - 1800)	2:25.27	2:13.61 [5]	1:59.78 [4]	1:44.61 [5]	1:29.62 [5]	1:14.77 [4]	0:59.41 [6]	0:44.98 [8]
	(10)	B N Orange	7.9L (-18)	0:44.98	1800-1600 (0:13.83)	(0:11.66)	(0:13.83)	(0:15.16)	(0:15.00)	(0:14.84)	(0:15.36)	(0:14.43)	(0:15.06)
10	4	Eyes Of An Angel	2:25.56	0:26.68	57.0 (1980 - 1800)	2:25.56	2:14.49 [2]	2:00.82 [1]	1:45.61 [1]	1:30.60 [1]	1:15.77 [1]	1:00.33 [1]	0:46.13 [1]
	(4)	M J Williamson	9.6L (-21)	0:46.13	1800-1600 (0:13.68)	(0:11.07)	(0:13.68)	(0:15.21)	(0:15.00)	(0:14.83)	(0:15.45)	(0:14.20)	(0:14.68)

Scratched: Dream Boyz (#1)

Report Created: Fri 22 May 2026

(Note: Races are conducted over an approximate distance as close as possible to the advertised distance, and recorded data may vary accordingly. Official times refer to race times only and do not include handicap times.)

[] Position in running at each section and finish TAB# Saddle cloth number

Fastest split

:-:-- No data available at this section

BAR# Barrier/Gate Position

Fastest section

NA No data available

DNF Did not finish

DNT Did not track

DT-W Distance travelled compared to winner in metres



NZ Metropolitan Trotting Club Inc Harness
 Race 2: WOODLANDS STUD MOBILE PACE - 1980m
 22 May 2026 - 5:38PM



Weather: Cloudy

Field Times (Race Tempo) 2:23.89 (0:10.99) 2:12.90 (0:13.75) 1:59.15 (0:15.21) 1:43.94 (0:15.00) 1:28.94 (0:14.83) 1:14.10 (0:15.45) 0:58.66 (0:14.20) 0:44.46 (0:14.68)

Rank	TAB#	Horse	Overall Time	First 400m	Top Speed km/h (Section)	L1980	L1800	L1600	L1400	L1200	L1000	L800	L600
	(BAR#)	Driver	Margin (DT-W)	Last 600m	Fastest Section (Time)	Start - 1800	1800 - 1600	1600 - 1400	1400 - 1200	1200 - 1000	1000 - 800	800 - 600	600 - 400
11	3	Artful Bromac	2:25.64	0:27.76	53.9 (1980 - 1800)	2:25.64	2:13.97 [6]	1:59.86 [7]	1:44.37 [7]	1:29.46 [7]	1:14.63 [8]	0:59.98 [4]	0:46.01 [2]
	(3)	W J House	10.0L (+1)	0:46.02	800-600 (0:13.97)	(0:11.67)	(0:14.11)	(0:15.49)	(0:14.91)	(0:14.83)	(0:14.65)	(0:13.97)	(0:14.92)
12	8	Monkee Major	2:27.72	0:27.24	57.0 (1980 - 1800)	2:27.72	2:16.73 [1]	2:02.60 [2]	1:47.08 [4]	1:32.27 [4]	1:17.20 [5]	1:01.92 [5]	0:47.66 [6]
	(8)	J C Morrison	21.9L (-4)	0:47.67	1800-1600 (0:14.12)	(0:10.99)	(0:14.12)	(0:15.53)	(0:14.81)	(0:15.07)	(0:15.28)	(0:14.26)	(0:14.95)
13	2	Happy Harriet	2:27.82	0:27.12	56.2 (1980 - 1800)	2:27.82	2:16.57 [3]	2:02.64 [3]	1:47.49 [2]	1:32.52 [3]	1:17.64 [2]	1:02.26 [3]	0:47.85 [5]
	(2)	R D Close	22.5L (-20)	0:47.85	1800-1600 (0:13.93)	(0:11.25)	(0:13.93)	(0:15.15)	(0:14.97)	(0:14.88)	(0:15.38)	(0:14.41)	(0:15.10)

Scratched: Dream Boyz (#1)

Report Created: Fri 22 May 2026

(Note: Races are conducted over an approximate distance as close as possible to the advertised distance, and recorded data may vary accordingly. Official times refer to race times only and do not include handicap times.)

[] Position in running at each section and finish
 TAB# Saddle cloth number
 -:-:- No data available at this section
 BAR# Barrier/Gate Position
 NA No data available
 DNF Did not finish
 DNT Did not track
 DT-W Distance travelled compared to winner in metres

Fastest split
 Fastest section

data processed by TRIPLES DATA



NZ Metropolitan Trotting Club Inc Harness
Race 2: WOODLANDS STUD MOBILE PACE - 1980m

22 May 2026 - 5:38PM



Weather: Cloudy

Field Times 0:29.78 0:14.71
(Race Tempo) (0:15.07) (0:14.71)

Rank	TAB#	Horse	Overall Time	First 400m	Top Speed km/h (Section)	L400	L200						
	(BAR#)	Driver	Margin (DT-W)	Last 600m	Fastest Section (Time)	400 - 200	200 - Finish						
1	14	Song Of Seas	2:23.89	0:27.05	56.8 (1980 - 1800)	0:29.48 [2]	0:14.71 [1]						
	(U1)	R T May		0:44.17	1800-1600 (0:13.81)	(0:14.77)	(0:14.71)						
2	7	Taumutu Lad	2:24.17	0:28.54	53.7 (1980 - 1800)	0:29.32 [5]	0:14.73 [2]						
	(7)	S E O'Reilly	1.6L (+7)	0:43.97	800-600 (0:13.93)	(0:14.59)	(0:14.73)						
3	11	Hugo	2:24.63	0:27.74	54.3 (1980 - 1800)	0:30.08 [3]	0:15.01 [4]						
	(11)	S J Thornley	4.2L (+6)	0:44.73	800-600 (0:13.94)	(0:15.08)	(0:15.01)						
4	5	Style Council	2:24.77	0:27.54	55.7 (1980 - 1800)	0:29.43 [9]	0:14.46 [7]						
	(5)	K G Cameron	5.0L (+1)	0:44.40	1800-1600 (0:14.19)	(0:14.98)	(0:14.46)						
5	6	Lily's A Star	2:24.78	0:28.84	52.9 (1980 - 1800)	0:29.60 [8]	0:14.78 [6]						
	(6)	S J Tomlinson	5.1L (+7)	0:44.29	800-600 (0:13.92)	(0:14.82)	(0:14.78)						
6	13	Remission	2:24.89	0:28.35	53.2 (1980 - 1800)	0:29.31 [11]	0:14.50 [8]						
	(13)	M B Holbrough	5.8L (-7)	0:44.22	800-600 (0:14.27)	(0:14.81)	(0:14.50)						
7	9	Lilac Luxury	2:25.10	0:29.10	53.4 (1980 - 1800)	0:29.11 [13]	0:14.38 [10]						
	(9)	S J Ottley	6.9L (-7)	0:44.16	800-600 (0:14.18)	(0:14.73)	(0:14.38)						
8	12	Radioactive Jaffa	2:25.20	0:28.03	53.3 (1800-1600)	0:29.54 [12]	0:14.53 [9]						
	(12)	N P Williamson	7.5L (-18)	0:44.62	1800-1600 (0:14.20)	(0:15.00)	(0:14.53)						
9	10	Heaven	2:25.27	0:27.10	56.1 (1980 - 1800)	0:29.92 [10]	0:14.27 [13]						
	(10)	B N Orange	7.9L (-18)	0:44.98	1800-1600 (0:13.83)	(0:15.65)	(0:14.27)						
10	4	Eyes Of An Angel	2:25.56	0:26.68	57.0 (1980 - 1800)	0:31.45 [1]	0:16.11 [3]						
	(4)	M J Williamson	9.6L (-21)	0:46.13	1800-1600 (0:13.68)	(0:15.34)	(0:16.11)						

Scratched: Dream Boyz (#1)

Report Created: Fri 22 May 2026

(Note: Races are conducted over an approximate distance as close as possible to the advertised distance, and recorded data may vary accordingly. Official times refer to race times only and do not include handicap times.)

[] Position in running at each section and finish TAB# Saddle cloth number
 -:-:- No data available at this section BAR# Barrier/Gate Position
 NA No data available DNF Did not finish
 DNT Did not track DT-W Distance travelled compared to winner in metres

Fastest split
 Fastest section

data processed by TRIPLES DATA



NZ Metropolitan Trotting Club Inc Harness
Race 2: WOODLANDS STUD MOBILE PACE - 1980m

22 May 2026 - 5:38PM

Weather: Cloudy



Field Times 0:29.78 0:14.71
(Race Tempo) (0:15.07) (0:14.71)

Rank	TAB#	Horse	Overall Time	First 400m	Top Speed km/h (Section)	L400	L200						
	(BAR#)	Driver	Margin (DT-W)	Last 600m	Fastest Section (Time)	400 - 200	200 - Finish						
11	3	Artful Bromac	2:25.64	0:27.76	53.9 (1980 - 1800)	0:31.09 [4]	0:15.69 [5]						
	(3)	W J House	10.0L (+1)	0:46.02	800-600 (0:13.97)	(0:15.41)	(0:15.69)						
12	8	Monkee Major	2:27.72	0:27.24	57.0 (1980 - 1800)	0:32.72 [6]	0:16.99 [11]						
	(8)	J C Morrison	21.9L (-4)	0:47.67	1800-1600 (0:14.12)	(0:15.73)	(0:16.99)						
13	2	Happy Harriet	2:27.82	0:27.12	56.2 (1980 - 1800)	0:32.76 [7]	0:16.86 [12]						
	(2)	R D Close	22.5L (-20)	0:47.85	1800-1600 (0:13.93)	(0:15.89)	(0:16.86)						

Scratched: Dream Boyz (#1)

Report Created: Fri 22 May 2026

(Note: Races are conducted over an approximate distance as close as possible to the advertised distance, and recorded data may vary accordingly. Official times refer to race times only and do not include handicap times.)

[] Position in running at each section and finish TAB# Saddle cloth number
 -:-:- No data available at this section BAR# Barrier/Gate Position
 NA No data available DNF Did not finish
 DNT Did not track DT-W Distance travelled compared to winner in metres

Fastest split
 Fastest section

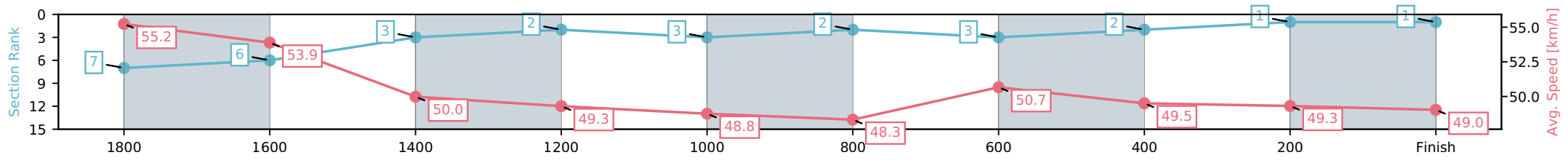
Horse/Jockey Name	Song Of Seas/R T May
Finish Rank	1
Fastest Section Time (Section)	0:13.81 (1800-1600)
Top Speed [km/h] (Section)	56.8 (1980 - 1800)
Race State	Finished



NZ Metropolitan Trotting Club Inc Harness
 Race 2: WOODLANDS STUD MOBILE PACE - 1980m
 22 May 2026 - 5:38PM
 Weather: Cloudy



Section	L1980	L1800	L1600	L1400	L1200	L1000	L800	L600	L400	L200
Section Times	2:23.89 (0:11.72)	2:12.17 [7] (0:13.81)	1:58.36 [6] (0:14.88)	1:43.48 [3] (0:14.61)	1:28.86 [2] (0:15.16)	1:13.71 [3] (0:15.33)	0:58.38 [2] (0:14.21)	0:44.17 [3] (0:14.69)	0:29.48 [2] (0:14.77)	0:14.71 [1] (0:14.71)
Average Speed [km/h]	55.2	53.9	50.0	49.3	48.8	48.3	50.7	49.5	49.3	49.0
Top Speed [km/h]	56.8	56.4	51.2	51.4	51.7	50.0	51.5	49.9	51.6	51.0
Avg. Dist. to Rail [m]	10.6	5.5	4.4	4.7	3.4	3.7	3.3	1.9	2.1	2.8



[] Ranking at each section and finish
 -:-:- No data available at this section
 NA No data available

Horse/Jockey Name	Taumutu Lad/S E O'Reilly
Finish Rank	2
Fastest Section Time (Section)	0:13.93 (800-600)
Top Speed [km/h] (Section)	53.7 (1980 - 1800)
Race State	Finished



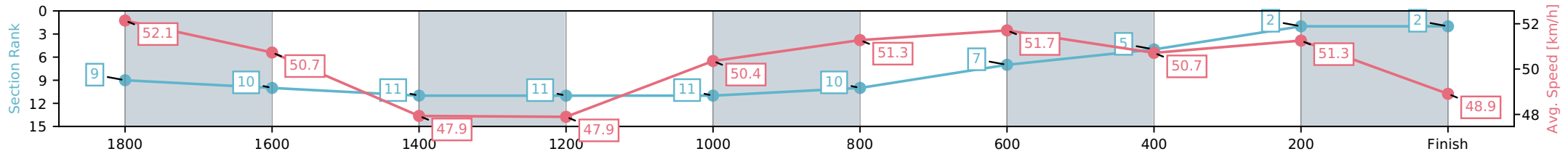
NZ Metropolitan Trotting Club Inc Harness
 Race 2: WOODLANDS STUD MOBILE PACE - 1980m



22 May 2026 - 5:38PM

Weather: Cloudy

Section	L1980	L1800	L1600	L1400	L1200	L1000	L800	L600	L400	L200
Section Times	2:24.17 (0:12.02)	2:12.15 [9] (0:14.58)	1:57.57 [10] (0:15.36)	1:42.21 [11] (0:15.03)	1:27.18 [11] (0:14.68)	1:12.50 [11] (0:14.61)	0:57.89 [10] (0:13.93)	0:43.97 [7] (0:14.65)	0:29.32 [5] (0:14.59)	0:14.73 [2] (0:14.73)
Average Speed [km/h]	52.1	50.7	47.9	47.9	50.4	51.3	51.7	50.7	51.3	48.9
Top Speed [km/h]	53.7	51.4	49.7	48.9	51.8	51.9	52.4	51.4	52.2	51.8
Avg. Dist. to Rail [m]	9.8	4.6	3.1	4.7	3.2	5.2	5.2	4.5	5.7	5.9



- [] Ranking at each section and finish
- :-:- No data available at this section
- NA No data available

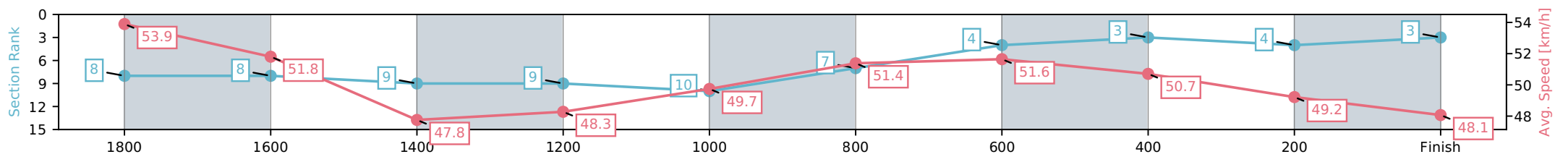
Horse/Jockey Name	Hugo/S J Thornley
Finish Rank	3
Fastest Section Time (Section)	0:13.94 (800-600)
Top Speed [km/h] (Section)	54.3 (1980 - 1800)
Race State	Finished



NZ Metropolitan Trotting Club Inc Harness
 Race 2: WOODLANDS STUD MOBILE PACE - 1980m
 22 May 2026 - 5:38PM
 Weather: Cloudy



Section	L1980	L1800	L1600	L1400	L1200	L1000	L800	L600	L400	L200
Section Times	2:24.63 (0:11.94)	2:12.68 [8] (0:14.20)	1:58.48 [8] (0:15.41)	1:43.07 [9] (0:14.92)	1:28.16 [9] (0:14.90)	1:13.26 [10] (0:14.59)	0:58.67 [7] (0:13.94)	0:44.72 [4] (0:14.64)	0:30.08 [3] (0:15.08)	0:15.01 [4] (0:15.01)
Average Speed [km/h]	53.9	51.8	47.8	48.3	49.7	51.4	51.6	50.7	49.2	48.1
Top Speed [km/h]	54.3	53.3	49.7	49.7	51.2	52.8	52.3	51.3	50.7	48.9
Avg. Dist. to Rail [m]	4.4	3.7	3.0	4.7	3.5	5.5	5.2	4.5	4.5	5.2



[] Ranking at each section and finish
 -:-:- No data available at this section
 NA No data available

Horse/Jockey Name	Style Council/K G Cameron
Finish Rank	4
Fastest Section Time (Section)	0:14.19 (1800-1600)
Top Speed [km/h] (Section)	55.7 (1980 - 1800)
Race State	Finished



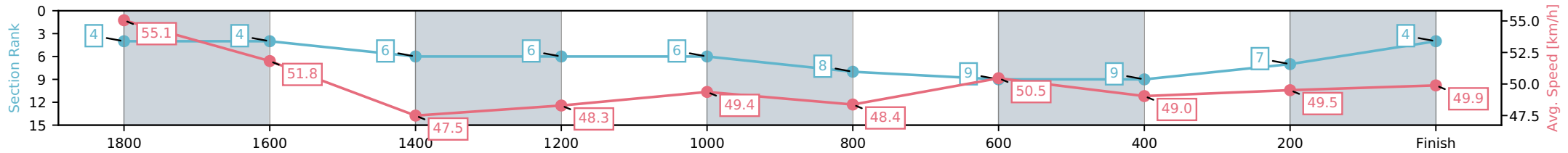
NZ Metropolitan Trotting Club Inc Harness
 Race 2: WOODLANDS STUD MOBILE PACE - 1980m



22 May 2026 - 5:38PM

Weather: Cloudy

Section	L1980	L1800	L1600	L1400	L1200	L1000	L800	L600	L400	L200
Section Times	2:24.77 (0:11.31)	2:13.46 [4] (0:14.19)	1:59.28 [4] (0:15.46)	1:43.81 [6] (0:14.91)	1:28.90 [6] (0:14.96)	1:13.94 [6] (0:15.27)	0:58.67 [8] (0:14.28)	0:44.40 [9] (0:14.96)	0:29.43 [9] (0:14.98)	0:14.46 [7] (0:14.46)
Average Speed [km/h]	55.1	51.8	47.5	48.3	49.4	48.4	50.5	49.0	49.5	49.9
Top Speed [km/h]	55.7	53.2	49.0	49.7	51.2	50.1	51.6	49.6	50.7	50.8
Avg. Dist. to Rail [m]	6.9	3.5	2.8	4.6	3.2	3.6	3.7	2.9	4.8	10.1



- [] Ranking at each section and finish
- :-:- No data available at this section
- NA No data available

Horse/Jockey Name	Lily's A Star/S J Tomlinson
Finish Rank	5
Fastest Section Time (Section)	0:13.92 (800-600)
Top Speed [km/h] (Section)	52.9 (1980 - 1800)
Race State	Finished



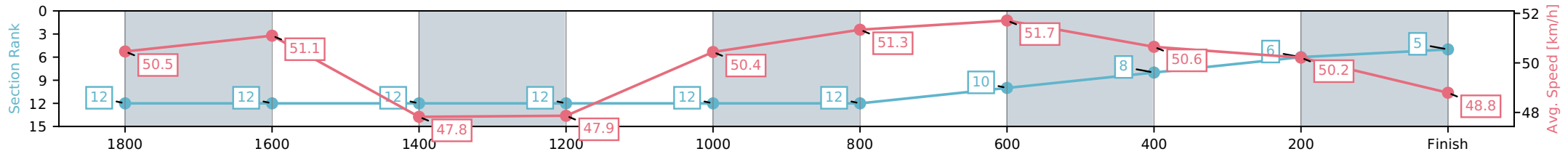
NZ Metropolitan Trotting Club Inc Harness
 Race 2: WOODLANDS STUD MOBILE PACE - 1980m



22 May 2026 - 5:38PM

Weather: Cloudy

Section	L1980	L1800	L1600	L1400	L1200	L1000	L800	L600	L400	L200
Section Times	2:24.78 (0:12.42)	2:12.36 [12] (0:14.47)	1:57.89 [12] (0:15.40)	1:42.50 [12] (0:15.04)	1:27.46 [12] (0:14.64)	1:12.81 [12] (0:14.60)	0:58.22 [12] (0:13.92)	0:44.30 [10] (0:14.69)	0:29.60 [8] (0:14.82)	0:14.78 [6] (0:14.78)
Average Speed [km/h]	50.5	51.1	47.8	47.9	50.4	51.3	51.7	50.6	50.2	48.8
Top Speed [km/h]	52.9	52.1	50.0	49.0	51.9	52.0	52.7	51.6	50.9	50.2
Avg. Dist. to Rail [m]	8.7	4.8	3.0	4.7	3.2	5.1	5.2	4.6	5.3	8.0



[] Ranking at each section and finish
 -:-:- No data available at this section
 NA No data available

Horse/Jockey Name	Remission/M B Holbrough
Finish Rank	6
Fastest Section Time (Section)	0:14.27 (800-600)
Top Speed [km/h] (Section)	53.2 (1980 - 1800)
Race State	Finished



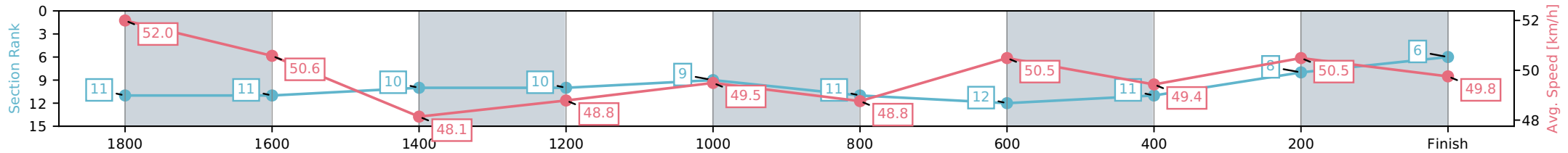
NZ Metropolitan Trotting Club Inc Harness
 Race 2: WOODLANDS STUD MOBILE PACE - 1980m



22 May 2026 - 5:38PM

Weather: Cloudy

Section	L1980	L1800	L1600	L1400	L1200	L1000	L800	L600	L400	L200
Section Times	2:24.89 (0:12.36)	2:12.54 [11] (0:14.41)	1:58.12 [11] (0:15.05)	1:43.07 [10] (0:14.76)	1:28.31 [10] (0:14.69)	1:13.62 [9] (0:15.14)	0:58.49 [11] (0:14.27)	0:44.22 [12] (0:14.91)	0:29.31 [11] (0:14.81)	0:14.50 [8] (0:14.50)
Average Speed [km/h]	52.0	50.6	48.1	48.8	49.5	48.8	50.5	49.4	50.5	49.8
Top Speed [km/h]	53.2	51.3	49.4	49.2	49.9	50.4	51.5	50.6	50.7	50.8
Avg. Dist. to Rail [m]	7.1	2.8	1.0	2.5	1.2	3.4	3.7	3.4	6.2	11.6



- [] Ranking at each section and finish
- :-:- No data available at this section
- NA No data available

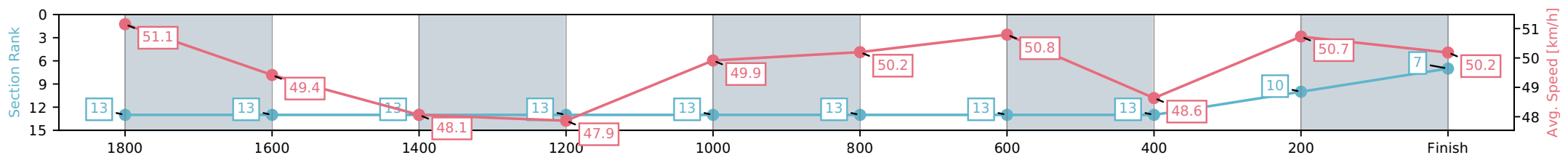
Horse/Jockey Name	Lilac Luxury/S J Ottley
Finish Rank	7
Fastest Section Time (Section)	0:14.18 (800-600)
Top Speed [km/h] (Section)	53.4 (1980 - 1800)
Race State	Finished



NZ Metropolitan Trotting Club Inc Harness
 Race 2: WOODLANDS STUD MOBILE PACE - 1980m
 22 May 2026 - 5:38PM
 Weather: Cloudy



Section	L1980	L1800	L1600	L1400	L1200	L1000	L800	L600	L400	L200
Section Times	2:25.10 (0:12.53)	2:12.57 [13] (0:14.95)	1:57.62 [13] (0:15.20)	1:42.42 [13] (0:15.05)	1:27.38 [13] (0:14.61)	1:12.76 [13] (0:14.42)	0:58.34 [13] (0:14.18)	0:44.17 [13] (0:15.05)	0:29.11 [13] (0:14.73)	0:14.38 [10] (0:14.38)
Average Speed [km/h]	51.1	49.4	48.1	47.9	49.9	50.2	50.8	48.6	50.7	50.2
Top Speed [km/h]	53.4	50.1	49.4	48.7	51.0	51.5	51.4	50.0	51.8	52.1
Avg. Dist. to Rail [m]	13.4	5.2	2.2	5.0	1.7	0.9	2.2	2.5	6.2	13.8



[] Ranking at each section and finish
 -:-:- No data available at this section
 NA No data available

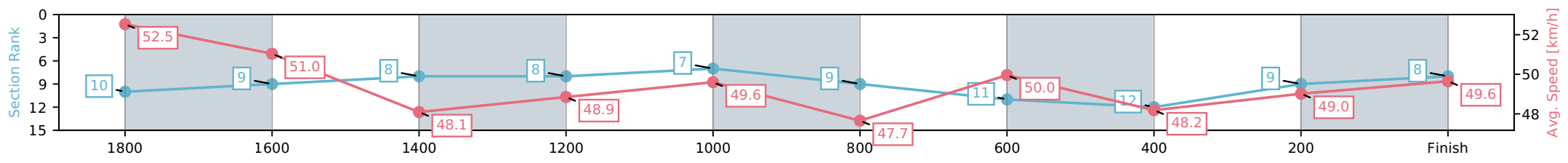
Horse/Jockey Name	Radioactive Jaffa/N P Williamson
Finish Rank	8
Fastest Section Time (Section)	0:14.20 (1800-1600)
Top Speed [km/h] (Section)	53.3 (1800-1600)
Race State	Finished



NZ Metropolitan Trotting Club Inc Harness
 Race 2: WOODLANDS STUD MOBILE PACE - 1980m
 22 May 2026 - 5:38PM
 Weather: Cloudy



Section	L1980	L1800	L1600	L1400	L1200	L1000	L800	L600	L400	L200
Section Times	2:25.20 (0:12.26)	2:12.94 [10] (0:14.20)	1:58.74 [9] (0:15.05)	1:43.69 [8] (0:14.74)	1:28.95 [8] (0:14.63)	1:14.32 [7] (0:15.28)	0:59.03 [9] (0:14.41)	0:44.62 [11] (0:15.09)	0:29.54 [12] (0:15.00)	0:14.53 [9] (0:14.53)
Average Speed [km/h]	52.5	51.0	48.1	48.9	49.6	47.7	50.0	48.2	49.0	49.6
Top Speed [km/h]	53.3	53.3	49.0	49.1	50.3	49.2	50.6	49.7	50.8	51.4
Avg. Dist. to Rail [m]	5.1	1.3	0.9	2.3	1.1	1.7	1.9	1.5	3.7	6.3



[] Ranking at each section and finish
 -:-:- No data available at this section
 NA No data available

Horse/Jockey Name	Heaven/B N Orange
Finish Rank	9
Fastest Section Time (Section)	0:13.83 (1800-1600)
Top Speed [km/h] (Section)	56.1 (1980 - 1800)
Race State	Finished



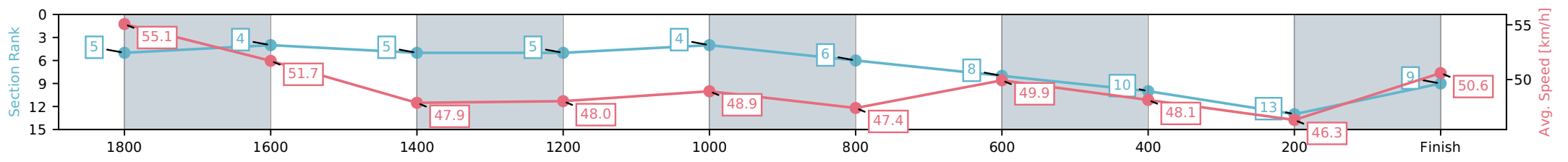
NZ Metropolitan Trotting Club Inc Harness
 Race 2: WOODLANDS STUD MOBILE PACE - 1980m



22 May 2026 - 5:38PM

Weather: Cloudy

Section	L1980	L1800	L1600	L1400	L1200	L1000	L800	L600	L400	L200
Section Times	2:25.27 (0:11.66)	2:13.61 [5] (0:13.83)	1:59.78 [4] (0:15.16)	1:44.61 [5] (0:15.00)	1:29.62 [5] (0:14.84)	1:14.77 [4] (0:15.36)	0:59.41 [6] (0:14.43)	0:44.98 [8] (0:15.06)	0:29.92 [10] (0:15.65)	0:14.27 [13] (0:14.27)
Average Speed [km/h]	55.1	51.7	47.9	48.0	48.9	47.4	49.9	48.1	46.3	50.6
Top Speed [km/h]	56.1	55.1	48.8	49.1	50.2	48.8	50.4	49.8	48.1	51.6
Avg. Dist. to Rail [m]	0.3	0.8	1.4	2.8	1.3	1.7	1.9	1.3	1.2	1.9



[] Ranking at each section and finish
 -:-:- No data available at this section
 NA No data available

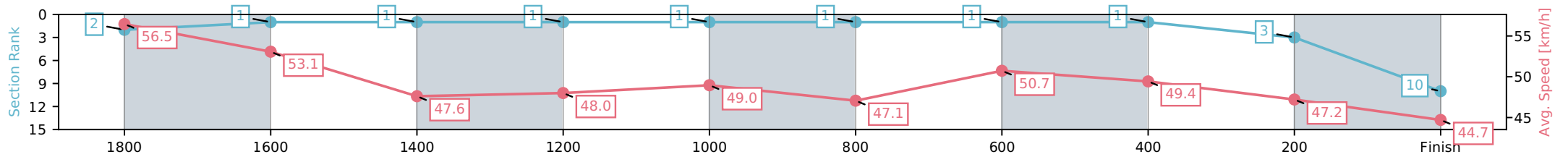
Horse/Jockey Name	Eyes Of An Angel/M J Williamson
Finish Rank	10
Fastest Section Time (Section)	0:13.68 (1800-1600)
Top Speed [km/h] (Section)	57.0 (1980 - 1800)
Race State	Finished



NZ Metropolitan Trotting Club Inc Harness
 Race 2: WOODLANDS STUD MOBILE PACE - 1980m
 22 May 2026 - 5:38PM
 Weather: Cloudy



Section	L1980	L1800	L1600	L1400	L1200	L1000	L800	L600	L400	L200
Section Times	2:25.56 (0:11.07)	2:14.49 [2] (0:13.68)	2:00.82 [1] (0:15.21)	1:45.61 [1] (0:15.00)	1:30.60 [1] (0:14.83)	1:15.77 [1] (0:15.45)	1:00.33 [1] (0:14.20)	0:46.13 [1] (0:14.68)	0:31.45 [1] (0:15.34)	0:16.11 [3] (0:16.11)
Average Speed [km/h]	56.5	53.1	47.6	48.0	49.0	47.1	50.7	49.4	47.2	44.7
Top Speed [km/h]	57.0	56.5	49.6	50.1	51.2	48.0	51.7	50.1	49.0	45.7
Avg. Dist. to Rail [m]	4.8	1.8	1.0	2.5	1.2	1.4	1.6	1.5	1.2	2.9



[] Ranking at each section and finish
 -:-:- No data available at this section
 NA No data available

Horse/Jockey Name	Artful Bromac/W J House
Finish Rank	11
Fastest Section Time (Section)	0:13.97 (800-600)
Top Speed [km/h] (Section)	53.9 (1980 - 1800)
Race State	Finished



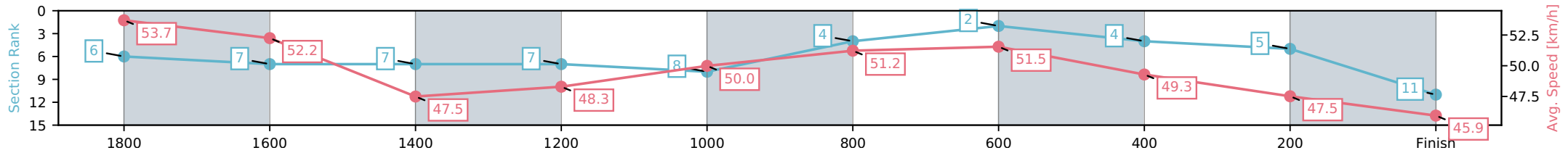
NZ Metropolitan Trotting Club Inc Harness
 Race 2: WOODLANDS STUD MOBILE PACE - 1980m



22 May 2026 - 5:38PM

Weather: Cloudy

Section	L1980	L1800	L1600	L1400	L1200	L1000	L800	L600	L400	L200
Section Times	2:25.64 (0:11.67)	2:13.97 [6] (0:14.11)	1:59.86 [7] (0:15.49)	1:44.37 [7] (0:14.91)	1:29.46 [7] (0:14.83)	1:14.63 [8] (0:14.65)	0:59.98 [4] (0:13.97)	0:46.01 [2] (0:14.92)	0:31.09 [4] (0:15.41)	0:15.69 [5] (0:15.69)
Average Speed [km/h]	53.7	52.2	47.5	48.3	50.0	51.2	51.5	49.3	47.5	45.9
Top Speed [km/h]	53.9	53.6	49.1	49.6	51.5	52.1	52.2	50.3	48.6	47.1
Avg. Dist. to Rail [m]	4.3	3.9	3.0	4.7	3.7	5.6	5.1	3.4	2.3	4.4



- [] Ranking at each section and finish
- :-:- No data available at this section
- NA No data available

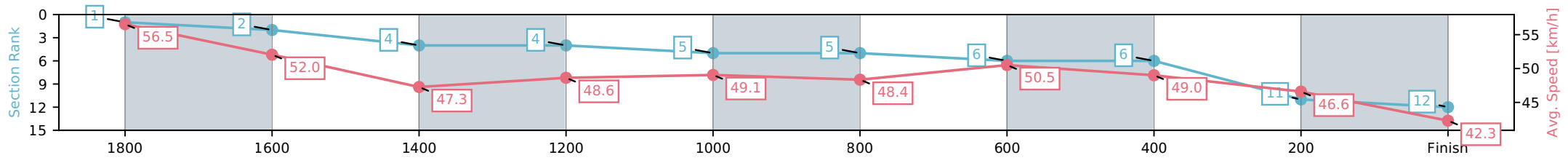
Horse/Jockey Name	Monkee Major/J C Morrison
Finish Rank	12
Fastest Section Time (Section)	0:14.12 (1800-1600)
Top Speed [km/h] (Section)	57.0 (1980 - 1800)
Race State	Finished



NZ Metropolitan Trotting Club Inc Harness
 Race 2: WOODLANDS STUD MOBILE PACE - 1980m
 22 May 2026 - 5:38PM
 Weather: Cloudy



Section	L1980	L1800	L1600	L1400	L1200	L1000	L800	L600	L400	L200
Section Times	2:27.72 (0:10.99)	2:16.73 [1] (0:14.12)	2:02.60 [2] (0:15.53)	1:47.08 [4] (0:14.81)	1:32.27 [4] (0:15.07)	1:17.20 [5] (0:15.28)	1:01.92 [5] (0:14.26)	0:47.66 [6] (0:14.95)	0:32.72 [6] (0:15.73)	0:16.99 [11] (0:16.99)
Average Speed [km/h]	56.5	52.0	47.3	48.6	49.1	48.4	50.5	49.0	46.6	42.3
Top Speed [km/h]	57.0	56.0	47.8	50.2	51.2	50.2	51.3	49.6	48.2	45.3
Avg. Dist. to Rail [m]	9.6	3.7	2.6	4.6	3.2	3.6	3.6	2.7	2.9	6.2



[] Ranking at each section and finish
 -:-:- No data available at this section
 NA No data available

Horse/Jockey Name	Happy Harriet/R D Close
Finish Rank	13
Fastest Section Time (Section)	0:13.93 (1800-1600)
Top Speed [km/h] (Section)	56.2 (1980 - 1800)
Race State	Finished



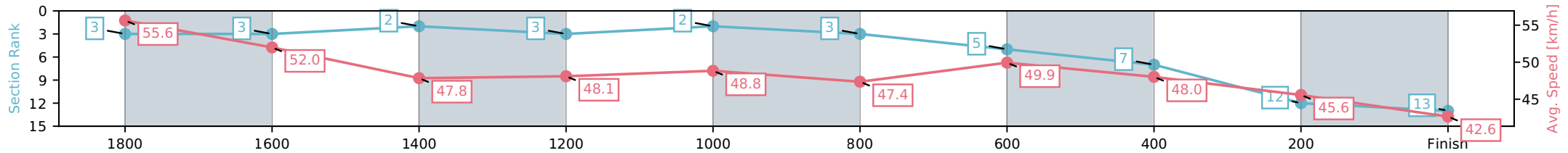
NZ Metropolitan Trotting Club Inc Harness
 Race 2: WOODLANDS STUD MOBILE PACE - 1980m



22 May 2026 - 5:38PM

Weather: Cloudy

Section	L1980	L1800	L1600	L1400	L1200	L1000	L800	L600	L400	L200
Section Times	2:27.82 (0:11.25)	2:16.57 [3] (0:13.93)	2:02.64 [3] (0:15.15)	1:47.49 [2] (0:14.97)	1:32.52 [3] (0:14.88)	1:17.64 [2] (0:15.38)	1:02.26 [3] (0:14.41)	0:47.85 [5] (0:15.10)	0:32.76 [7] (0:15.89)	0:16.86 [12] (0:16.86)
Average Speed [km/h]	55.6	52.0	47.8	48.1	48.8	47.4	49.9	48.0	45.6	42.6
Top Speed [km/h]	56.2	55.3	49.0	49.5	50.3	48.4	50.6	49.7	47.2	43.9
Avg. Dist. to Rail [m]	2.1	1.3	1.0	2.8	1.2	1.7	1.8	1.2	1.4	3.9



- [] Ranking at each section and finish
- :-:- No data available at this section
- NA No data available