



NZ Metropolitan Trotting Club Inc Harness
Race 3: COCA-COLA HANDICAP TROT - 2600m

22 May 2026 - 6:06PM

Weather: Cloudy



Field Times (Race Tempo) 3:18.61 (0:16.92) 3:01.69 (0:14.90) 2:46.78 (0:15.56) 2:31.22 (0:14.52) 2:16.70 (0:15.00) 2:01.71 (0:15.61) 1:46.10 (0:15.25) 1:30.85 (0:15.41)

Rank	TAB#	Horse	Overall Time	First 400m	Top Speed km/h (Section)	L2600	L2400	L2200	L2000	L1800	L1600	L1400	L1200
	(BAR#)	Driver	Margin (DT-W)	Last 600m	Fastest Section (Time)	Start - 2400	2400 - 2200	2200 - 2000	2000 - 1800	1800 - 1600	1600 - 1400	1400 - 1200	1200 - 1000
1	3	He Aint Fakin	3:18.61	0:32.22	51.4 (2000-1800)	3:18.61	3:01.29 [2]	2:46.39 [2]	2:30.94 [2]	2:16.70 [1]	2:01.71 [1]	1:46.10 [1]	1:30.85 [1]
	(U2)	Brad Williamson		0:45.03	2000-1800 (0:14.23)	(0:17.32)	(0:14.90)	(0:15.46)	(0:14.23)	(0:15.00)	(0:15.61)	(0:15.25)	(0:15.41)
2	2	Tetrick(AUS)	3:18.79	0:32.53	51.2 (2400-2200)	3:18.79	3:01.14 [3]	2:46.26 [3]	2:30.78 [3]	2:16.47 [3]	2:01.60 [2]	1:46.10 [2]	1:30.81 [2]
	(U1)	C J Dalgety	1.0L (+17)	0:45.16	2000-1800 (0:14.30)	(0:17.65)	(0:14.88)	(0:15.48)	(0:14.30)	(0:14.87)	(0:15.50)	(0:15.30)	(0:15.38)
3	6	One Over Da Line	3:19.91	0:34.34	51.5 (400-200)	3:19.91	3:00.71 [6]	2:45.57 [6]	2:30.51 [6]	2:15.79 [6]	2:00.91 [6]	1:45.79 [6]	1:30.82 [6]
	(1)	John R Dunn	7.4L (+12)	0:45.62	400-200 (0:14.58)	(0:19.20)	(0:15.14)	(0:15.06)	(0:14.72)	(0:14.88)	(0:15.12)	(0:14.97)	(0:14.93)
4	5	Franco Josiah	3:20.74	0:31.82	52.1 (2600 - 2400)	3:20.74	3:03.82 [1]	2:48.91 [1]	2:33.35 [1]	2:18.51 [2]	2:03.45 [3]	1:47.86 [3]	1:32.61 [3]
	(U1)	J C Morrison	12.1L (-2)	0:46.79	2000-1800 (0:14.84)	(0:16.92)	(0:14.90)	(0:15.56)	(0:14.84)	(0:15.06)	(0:15.59)	(0:15.25)	(0:15.57)
5	1	Randel Huston P	3:21.39	0:32.60	51.5 (2000-1800)	3:21.39	3:03.61 [4]	2:48.78 [4]	2:33.36 [4]	2:18.91 [4]	2:03.80 [4]	1:48.40 [4]	1:33.10 [4]
	(1)	B N Orange	15.9L (+10)	0:47.43	2000-1800 (0:14.45)	(0:17.78)	(0:14.82)	(0:15.42)	(0:14.45)	(0:15.11)	(0:15.40)	(0:15.30)	(0:15.37)
6	7	Fiery Bandito	3:21.70	0:35.31	51.0 (800-600)	3:21.70	3:01.30 [7]	2:46.39 [7]	2:31.29 [7]	2:16.85 [7]	2:01.99 [7]	1:46.98 [7]	1:32.18 [7]
	(U1)	K L Green	17.6L (+7)	0:46.52	2000-1800 (0:14.44)	(0:20.40)	(0:14.91)	(0:15.10)	(0:14.44)	(0:14.86)	(0:15.01)	(0:14.80)	(0:14.98)
7	4	Paris Prince	3:25.91	0:33.52	50.0 (2400-2200)	3:25.91	3:07.20 [5]	2:52.39 [5]	2:37.26 [5]	2:22.62 [5]	2:07.43 [5]	1:52.21 [5]	1:37.20 [5]
	(1)	S J Thornley	41.7L (-2)	0:51.62	2000-1800 (0:14.64)	(0:18.71)	(0:14.81)	(0:15.13)	(0:14.64)	(0:15.20)	(0:15.22)	(0:15.01)	(0:15.18)

Report Created: Fri 22 May 2026

(Note: Races are conducted over an approximate distance as close as possible to the advertised distance, and recorded data may vary accordingly. Official times refer to race times only and do not include handicap times.)

[] Position in running at each section and finish TAB# Saddle cloth number

--- No data available at this section

NA No data available

DNT Did not track

BAR# Barrier/Gate Position

DNF Did not finish

DT-W Distance travelled compared to winner in metres

[] Fastest split

[█] Fastest section

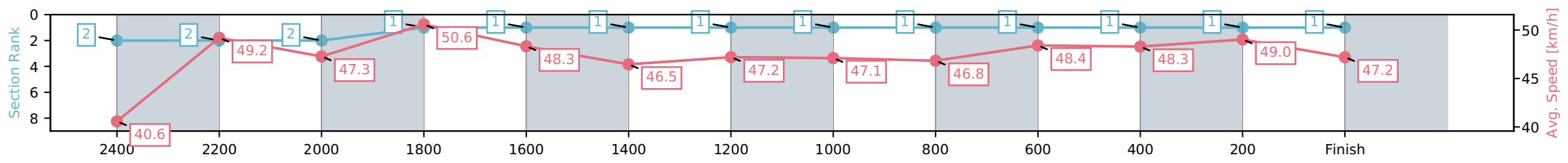
Horse/Jockey Name	He Aint Fakin/Brad Williamson
Finish Rank	1
Fastest Section Time (Section)	0:14.23 (2000-1800)
Top Speed [km/h] (Section)	51.4 (2000-1800)
Race State	Finished



NZ Metropolitan Trotting Club Inc Harness
 Race 3: COCA-COLA HANDICAP TROT - 2600m
 22 May 2026 - 6:06PM
 Weather: Cloudy



Section	L2600	L2400	L2200	L2000	L1800	L1600	L1400	L1200	L1000	L800	L600	L400	L200
Section Times	3:18.61 (0:17.32)	3:01.29 [2] (0:14.90)	2:46.39 [2] (0:15.46)	2:30.94 [2] (0:14.23)	2:16.70 [1] (0:15.00)	2:01.71 [1] (0:15.61)	1:46.10 [1] (0:15.25)	1:30.85 [1] (0:15.41)	1:15.44 [1] (0:15.53)	0:59.91 [1] (0:14.87)	0:45.03 [1] (0:15.01)	0:30.02 [1] (0:14.75)	0:15.27 [1] (0:15.27)
Average Speed [km/h]	40.6	49.2	47.3	50.6	48.3	46.5	47.2	47.1	46.8	48.4	48.3	49.0	47.2
Top Speed [km/h]	51.2	51.0	48.8	51.4	49.4	46.9	47.5	48.3	48.4	49.1	48.7	49.3	48.6
Avg. Dist. to Rail [m]	12.5	2.5	2.2	3.7	1.7	1.1	3.6	1.1	1.6	2.9	1.5	0.9	4.1



[] Ranking at each section and finish
 -:-:- No data available at this section
 NA No data available

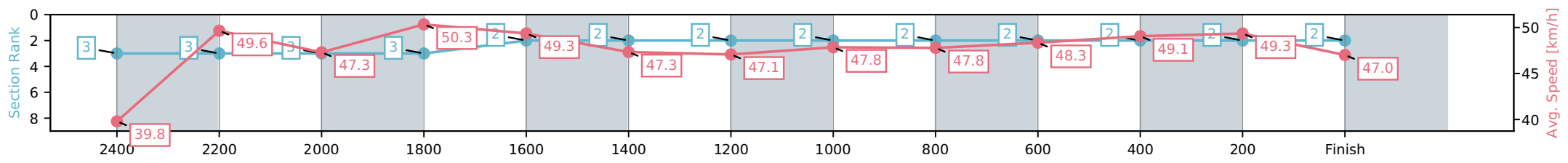
Horse/Jockey Name	Tetrick(AUS)/C J Dalgety
Finish Rank	2
Fastest Section Time (Section)	0:14.30 (2000-1800)
Top Speed [km/h] (Section)	51.2 (2400-2200)
Race State	Finished



NZ Metropolitan Trotting Club Inc Harness
 Race 3: COCA-COLA HANDICAP TROT - 2600m
 22 May 2026 - 6:06PM
 Weather: Cloudy



Section	L2600	L2400	L2200	L2000	L1800	L1600	L1400	L1200	L1000	L800	L600	L400	L200
Section Times	3:18.79 (0:17.65)	3:01.14 [3] (0:14.88)	2:46.26 [3] (0:15.48)	2:30.78 [3] (0:14.30)	2:16.47 [3] (0:14.87)	2:01.60 [2] (0:15.50)	1:46.10 [2] (0:15.30)	1:30.81 [2] (0:15.38)	1:15.43 [2] (0:15.38)	1:00.05 [2] (0:14.90)	0:45.15 [2] (0:14.98)	0:30.17 [2] (0:14.82)	0:15.36 [2] (0:15.36)
Average Speed [km/h]	39.8	49.6	47.3	50.3	49.3	47.3	47.1	47.8	47.8	48.3	49.1	49.3	47.0
Top Speed [km/h]	50.0	51.2	48.9	51.0	49.6	48.3	47.4	48.7	48.8	48.6	49.7	49.8	48.3
Avg. Dist. to Rail [m]	10.5	3.4	2.4	3.6	3.2	2.6	5.1	2.7	3.0	4.2	3.2	2.6	6.1



[] Ranking at each section and finish
 -:-:- No data available at this section
 NA No data available

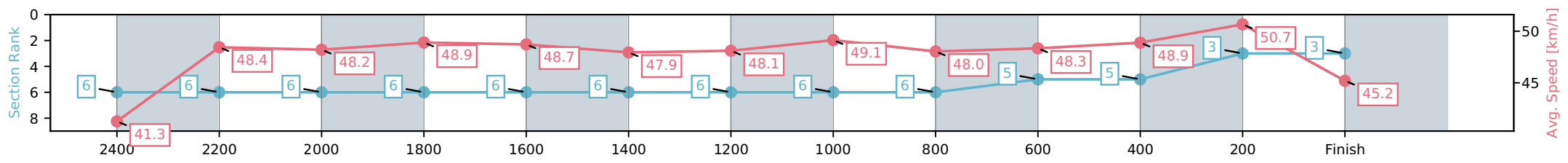
Horse/Jockey Name	One Over Da Line/John R Dunn
Finish Rank	3
Fastest Section Time (Section)	0:14.58 (400-200)
Top Speed [km/h] (Section)	51.5 (400-200)
Race State	Finished



NZ Metropolitan Trotting Club Inc Harness
 Race 3: COCA-COLA HANDICAP TROT - 2600m
 22 May 2026 - 6:06PM
 Weather: Cloudy



Section	L2600	L2400	L2200	L2000	L1800	L1600	L1400	L1200	L1000	L800	L600	L400	L200
Section Times	3:19.91 (0:19.20)	3:00.71 [6] (0:15.14)	2:45.57 [6] (0:15.06)	2:30.51 [6] (0:14.72)	2:15.79 [6] (0:14.88)	2:00.91 [6] (0:15.12)	1:45.79 [6] (0:14.97)	1:30.82 [6] (0:14.93)	1:15.89 [6] (0:15.36)	1:00.53 [6] (0:14.90)	0:45.63 [5] (0:15.10)	0:30.52 [5] (0:14.58)	0:15.94 [3] (0:15.94)
Average Speed [km/h]	41.3	48.4	48.2	48.9	48.7	47.9	48.1	49.1	48.0	48.3	48.9	50.7	45.2
Top Speed [km/h]	48.3	48.9	48.8	49.3	49.5	48.4	49.3	49.9	48.9	48.9	51.0	51.5	49.1
Avg. Dist. to Rail [m]	7.5	2.6	1.5	2.4	1.6	1.2	4.3	2.5	3.4	4.5	3.8	3.9	7.4



[] Ranking at each section and finish
 -:-:- No data available at this section
 NA No data available

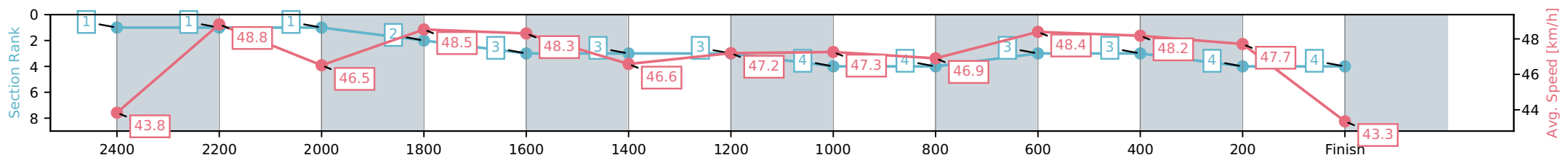
Horse/Jockey Name	Franco Josiah/J C Morrison
Finish Rank	4
Fastest Section Time (Section)	0:14.84 (2000-1800)
Top Speed [km/h] (Section)	52.1 (2600 - 2400)
Race State	Finished



NZ Metropolitan Trotting Club Inc Harness
 Race 3: COCA-COLA HANDICAP TROT - 2600m
 22 May 2026 - 6:06PM
 Weather: Cloudy



Section	L2600	L2400	L2200	L2000	L1800	L1600	L1400	L1200	L1000	L800	L600	L400	L200
Section Times	3:20.74 (0:16.92)	3:03.82 [1] (0:14.90)	2:48.91 [1] (0:15.56)	2:33.35 [1] (0:14.84)	2:18.51 [2] (0:15.06)	2:03.45 [3] (0:15.59)	1:47.86 [3] (0:15.25)	1:32.61 [3] (0:15.57)	1:17.04 [4] (0:15.35)	1:01.68 [4] (0:14.89)	0:46.79 [3] (0:15.00)	0:31.79 [3] (0:15.19)	0:16.60 [4] (0:16.60)
Average Speed [km/h]	43.8	48.8	46.5	48.5	48.3	46.6	47.2	47.3	46.9	48.4	48.2	47.7	43.3
Top Speed [km/h]	52.1	51.3	48.1	49.7	48.9	47.3	47.6	48.4	48.4	49.3	48.7	48.3	47.8
Avg. Dist. to Rail [m]	14.2	1.6	0.9	1.6	1.9	1.3	4.8	2.7	1.1	1.0	0.8	1.6	5.3



[] Ranking at each section and finish
 -:-:- No data available at this section
 NA No data available

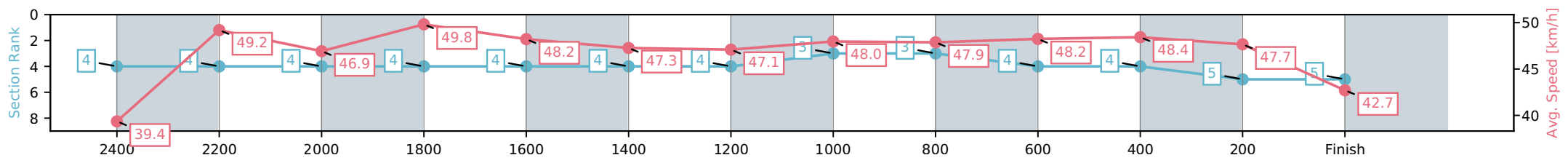
Horse/Jockey Name	Randel Huston P/B N Orange
Finish Rank	5
Fastest Section Time (Section)	0:14.45 (2000-1800)
Top Speed [km/h] (Section)	51.5 (2000-1800)
Race State	Finished



NZ Metropolitan Trotting Club Inc Harness
 Race 3: COCA-COLA HANDICAP TROT - 2600m
 22 May 2026 - 6:06PM
 Weather: Cloudy



Section	L2600	L2400	L2200	L2000	L1800	L1600	L1400	L1200	L1000	L800	L600	L400	L200
Section Times	3:21.39 (0:17.78)	3:03.61 [4] (0:14.82)	2:48.78 [4] (0:15.42)	2:33.36 [4] (0:14.45)	2:18.91 [4] (0:15.11)	2:03.80 [4] (0:15.40)	1:48.40 [4] (0:15.30)	1:33.10 [4] (0:15.37)	1:17.73 [3] (0:15.38)	1:02.34 [3] (0:14.92)	0:47.42 [4] (0:15.21)	0:32.21 [4] (0:15.35)	0:16.87 [5] (0:16.87)
Average Speed [km/h]	39.4	49.2	46.9	49.8	48.2	47.3	47.1	48.0	47.9	48.2	48.4	47.7	42.7
Top Speed [km/h]	50.9	51.3	48.9	51.5	48.9	48.4	47.7	48.8	48.8	48.5	48.6	48.6	46.1
Avg. Dist. to Rail [m]	3.8	1.8	0.9	1.9	2.0	1.9	5.4	3.0	3.3	4.6	3.5	2.7	7.1



[] Ranking at each section and finish
 -:-:- No data available at this section
 NA No data available

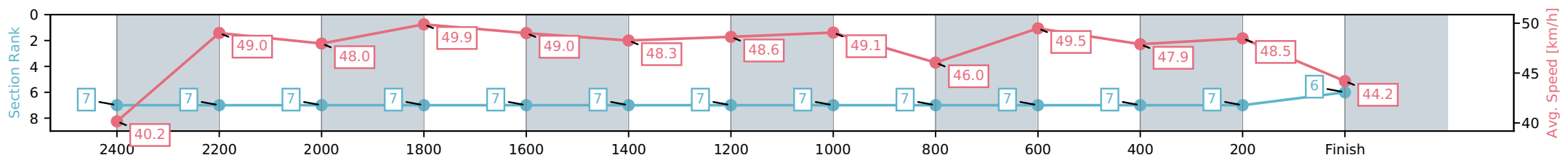
Horse/Jockey Name	Fiery Bandito/K L Green
Finish Rank	6
Fastest Section Time (Section)	0:14.44 (2000-1800)
Top Speed [km/h] (Section)	51.0 (800-600)
Race State	Finished



NZ Metropolitan Trotting Club Inc Harness
 Race 3: COCA-COLA HANDICAP TROT - 2600m
 22 May 2026 - 6:06PM
 Weather: Cloudy



Section	L2600	L2400	L2200	L2000	L1800	L1600	L1400	L1200	L1000	L800	L600	L400	L200
Section Times	3:21.70 (0:20.40)	3:01.30 [7] (0:14.91)	2:46.39 [7] (0:15.10)	2:31.29 [7] (0:14.44)	2:16.85 [7] (0:14.86)	2:01.99 [7] (0:15.01)	1:46.98 [7] (0:14.80)	1:32.18 [7] (0:14.98)	1:17.20 [7] (0:16.14)	1:01.06 [7] (0:14.55)	0:46.51 [7] (0:15.24)	0:31.28 [7] (0:14.96)	0:16.32 [7] (0:16.32)
Average Speed [km/h]	40.2	49.0	48.0	49.9	49.0	48.3	48.6	49.1	46.0	49.5	47.9	48.5	44.2
Top Speed [km/h]	49.4	49.9	49.9	50.7	50.2	49.4	49.2	49.3	50.1	51.0	49.8	49.1	47.5
Avg. Dist. to Rail [m]	11.8	2.3	1.1	3.1	2.4	1.0	4.2	2.5	4.5	4.8	2.3	1.4	5.1



[] Ranking at each section and finish
 -:-:- No data available at this section
 NA No data available

Horse/Jockey Name	Paris Prince/S J Thornley
Finish Rank	7
Fastest Section Time (Section)	0:14.64 (2000-1800)
Top Speed [km/h] (Section)	50.0 (2400-2200)
Race State	Finished



NZ Metropolitan Trotting Club Inc Harness

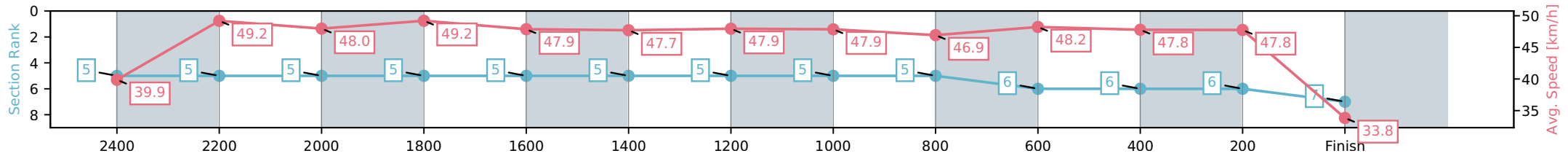
Race 3: COCA-COLA HANDICAP TROT - 2600m



22 May 2026 - 6:06PM

Weather: Cloudy

Section	L2600	L2400	L2200	L2000	L1800	L1600	L1400	L1200	L1000	L800	L600	L400	L200
Section Times	3:25.91 (0:18.71)	3:07.20 [5] (0:14.81)	2:52.39 [5] (0:15.13)	2:37.26 [5] (0:14.64)	2:22.62 [5] (0:15.20)	2:07.43 [5] (0:15.22)	1:52.21 [5] (0:15.01)	1:37.20 [5] (0:15.18)	1:22.02 [5] (0:15.47)	1:06.55 [5] (0:14.94)	0:51.61 [6] (0:15.19)	0:36.42 [6] (0:15.17)	0:21.26 [6] (0:21.26)
Average Speed [km/h]	39.9	49.2	48.0	49.2	47.9	47.7	47.9	47.9	46.9	48.2	47.8	47.8	33.8
Top Speed [km/h]	48.8	50.0	49.6	49.8	49.0	48.3	48.3	49.1	48.5	48.5	48.5	48.5	43.6
Avg. Dist. to Rail [m]	5.1	1.7	1.3	2.0	1.9	1.2	3.6	1.2	1.4	2.5	1.4	1.0	3.7



- [] Ranking at each section and finish
- :-:- No data available at this section
- NA No data available