



NZ Metropolitan Trotting Club Inc Harness

Race 4: THREE CODES SYNDICATION OPPORTUNITIES MOBILE PACE - 1980m

22 May 2026 - 6:39PM

Weather: Cloudy



Field Times	2:24.66	2:13.74	1:59.69	1:44.28	1:28.55	1:12.75	0:57.40	0:42.85
(Race Tempo)	(0:10.92)	(0:14.05)	(0:15.41)	(0:15.73)	(0:15.80)	(0:15.35)	(0:14.55)	(0:14.83)

Rank	TAB#	Horse	Overall Time	First 400m	Top Speed km/h (Section)	L1980	L1800	L1600	L1400	L1200	L1000	L800	L600
	(BAR#)	Driver	Margin (DT-W)	Last 600m	Fastest Section (Time)	Start - 1800	1800 - 1600	1600 - 1400	1400 - 1200	1200 - 1000	1000 - 800	800 - 600	600 - 400
1	4	Captain Cool	2:24.66	0:28.33	56.5 (400-200)	2:24.66	2:13.28 [6]	1:58.30 [5]	1:43.05 [6]	1:27.54 [6]	1:11.81 [6]	0:56.50 [6]	0:42.04 [6]
	(4)	J W Cox		0:42.04	200-0 (0:13.52)	(0:11.38)	(0:14.98)	(0:15.25)	(0:15.51)	(0:15.73)	(0:15.31)	(0:14.46)	(0:14.84)
2	2	Just Like Jagger	2:24.67	0:26.87	58.0 (1980 - 1800)	2:24.67	2:13.75 [1]	1:59.70 [1]	1:44.29 [1]	1:28.56 [1]	1:12.76 [1]	0:57.41 [1]	0:42.86 [1]
	(2)	K L Green	0.0L (-22)	0:42.86	200-0 (0:13.70)	(0:10.92)	(0:14.05)	(0:15.41)	(0:15.73)	(0:15.80)	(0:15.35)	(0:14.55)	(0:14.83)
3	8	Radha	2:24.91	0:27.96	56.1 (1980 - 1800)	2:24.91	2:13.54 [5]	1:58.92 [4]	1:43.63 [4]	1:28.16 [4]	1:12.38 [4]	0:57.06 [4]	0:42.59 [4]
	(8)	M J Williamson	1.4L (-2)	0:42.59	200-0 (0:13.82)	(0:11.37)	(0:14.61)	(0:15.29)	(0:15.47)	(0:15.78)	(0:15.32)	(0:14.47)	(0:14.84)
4	12	Trump Card	2:25.03	0:28.44	55.8 (1980 - 1800)	2:25.03	2:13.30 [8]	1:58.33 [7]	1:43.08 [8]	1:27.58 [8]	1:11.86 [8]	0:56.53 [8]	0:42.12 [8]
	(12)	B N Orange	2.1L (-1)	0:42.12	200-0 (0:13.46)	(0:11.73)	(0:14.97)	(0:15.24)	(0:15.50)	(0:15.72)	(0:15.33)	(0:14.42)	(0:14.88)
5	10	Moonlite Blood	2:25.53	0:28.42	55.6 (1980 - 1800)	2:25.53	2:13.62 [9]	1:58.62 [8]	1:43.67 [7]	1:28.21 [7]	1:12.50 [7]	0:57.05 [7]	0:42.74 [7]
	(10)	R D Close	5.0L (-21)	0:42.75	200-0 (0:13.49)	(0:11.90)	(0:15.00)	(0:14.95)	(0:15.46)	(0:15.71)	(0:15.45)	(0:14.30)	(0:15.28)
6	7	Always Be Batman	2:25.58	0:27.62	57.0 (1980 - 1800)	2:25.58	2:14.49 [3]	1:59.92 [3]	1:44.66 [3]	1:29.20 [2]	1:13.37 [2]	0:58.07 [2]	0:43.57 [2]
	(7)	H V Douglas	5.3L (-5)	0:43.57	400-200 (0:14.36)	(0:11.09)	(0:14.57)	(0:15.26)	(0:15.46)	(0:15.83)	(0:15.30)	(0:14.50)	(0:14.81)
7	14	Amaretto Franco	2:25.62	0:29.07	56.7 (200-0)	2:25.62	2:13.47 [11]	1:58.28 [10]	1:43.06 [10]	1:27.51 [11]	1:11.84 [11]	0:56.46 [11]	0:42.12 [11]
	(14)	Craig D Thornley	5.5L (+3)	0:42.13	200-0 (0:13.22)	(0:12.15)	(0:15.19)	(0:15.23)	(0:15.55)	(0:15.67)	(0:15.38)	(0:14.34)	(0:14.88)
8	1	Bettor Go Vinnie	2:25.98	0:28.32	55.7 (1980 - 1800)	2:25.98	2:14.35 [7]	1:59.47 [6]	1:44.52 [5]	1:29.04 [5]	1:13.27 [5]	0:58.02 [5]	0:43.51 [5]
	(1)	John R Dunn	7.6L (-23)	0:43.51	400-200 (0:14.05)	(0:11.63)	(0:14.88)	(0:14.95)	(0:15.48)	(0:15.77)	(0:15.25)	(0:14.51)	(0:15.25)
9	6	Mystery Beach	2:26.41	0:29.67	55.5 (200-0)	2:26.41	2:14.24 [12]	1:58.76 [11]	1:43.55 [11]	1:27.98 [12]	1:12.33 [12]	0:56.93 [12]	0:42.62 [12]
	(6)	G N Thornley	10.0L (+4)	0:42.62	200-0 (0:13.62)	(0:12.17)	(0:15.49)	(0:15.21)	(0:15.57)	(0:15.64)	(0:15.40)	(0:14.31)	(0:14.88)
10	5	Still Rockin	2:26.46	0:27.33	56.8 (1980 - 1800)	2:26.46	2:15.38 [2]	2:01.07 [2]	1:45.74 [2]	1:30.01 [3]	1:14.18 [3]	0:58.84 [3]	0:44.30 [3]
	(5)	R D Holmes	10.3L (-24)	0:44.30	1800-1600 (0:14.31)	(0:11.08)	(0:14.31)	(0:15.33)	(0:15.73)	(0:15.83)	(0:15.34)	(0:14.53)	(0:15.06)

Scratched: Amass (#9)

Report Created: Fri 22 May 2026

(Note: Races are conducted over an approximate distance as close as possible to the advertised distance, and recorded data may vary accordingly. Official times refer to race times only and do not include handicap times.)

[] Position in running at each section and finish
 TAB# Saddle cloth number
 -:-:- No data available at this section
 BAR# Barrier/Gate Position
 NA No data available
 DNF Did not finish
 DNT Did not track
 DT-W Distance travelled compared to winner in metres

Fastest split
 Fastest section

data processed by TRIPLESDATA



NZ Metropolitan Trotting Club Inc Harness

Race 4: THREE CODES SYNDICATION OPPORTUNITIES MOBILE PACE - 1980m

22 May 2026 - 6:39PM

Weather: Cloudy



Field Times	2:24.66	2:13.74	1:59.69	1:44.28	1:28.55	1:12.75	0:57.40	0:42.85
(Race Tempo)	(0:10.92)	(0:14.05)	(0:15.41)	(0:15.73)	(0:15.80)	(0:15.35)	(0:14.55)	(0:14.83)

Rank	TAB#	Horse	Overall Time	First 400m	Top Speed km/h (Section)	L1980	L1800	L1600	L1400	L1200	L1000	L800	L600
	(BAR#)	Driver	Margin (DT-W)	Last 600m	Fastest Section (Time)	Start - 1800	1800 - 1600	1600 - 1400	1400 - 1200	1200 - 1000	1000 - 800	800 - 600	600 - 400
11	11	Blaze Lightening	2:26.67	0:28.58	55.7 (1980 - 1800)	2:26.67	2:14.66 [10]	1:59.67 [9]	1:44.43 [9]	1:28.92 [9]	1:13.20 [10]	0:57.82 [9]	0:43.48 [9]
	(11)	N P Williamson	11.5L (+0)	0:43.49	400-200 (0:14.28)	(0:12.01)	(0:14.99)	(0:15.23)	(0:15.51)	(0:15.72)	(0:15.39)	(0:14.33)	(0:14.89)
12	13	Christies Art	2:28.77	0:29.80	51.6 (1980 - 1800)	2:28.77	2:15.15 [13]	2:00.52 [12]	1:45.69 [12]	1:30.87 [10]	1:15.35 [9]	0:59.87 [10]	0:45.57 [10]
	(13)	T M Williams	23.5L (-19)	0:45.57	800-600 (0:14.30)	(0:13.62)	(0:14.63)	(0:14.82)	(0:14.82)	(0:15.52)	(0:15.48)	(0:14.30)	(0:15.20)
13	3	Crusher Lou	2:53.33	0:34.37	58.2 (1980 - 1800)	2:53.33	2:42.18 [4]	2:22.27 [13]	2:04.51 [13]	1:49.43 [13]	1:32.90 [13]	1:15.39 [13]	0:57.66 [13]
	(3)	S J Thornley	163.8L (+4)	0:57.65	1400-1200 (0:15.08)	(0:11.14)	(0:19.92)	(0:17.76)	(0:15.08)	(0:16.53)	(0:17.51)	(0:17.73)	(0:18.80)

Scratched: Amass (#9)

Report Created: Fri 22 May 2026

(Note: Races are conducted over an approximate distance as close as possible to the advertised distance, and recorded data may vary accordingly. Official times refer to race times only and do not include handicap times.)

[] Position in running at each section and finish TAB# Saddle cloth number
 -:-:- No data available at this section BAR# Barrier/Gate Position
 NA No data available DNF Did not finish
 DNT Did not track DT-W Distance travelled compared to winner in metres

Fastest split
 Fastest section

data processed by  **TRIPLES DATA**



NZ Metropolitan Trotting Club Inc Harness

Race 4: THREE CODES SYNDICATION OPPORTUNITIES MOBILE PACE - 1980m

22 May 2026 - 6:39PM

Weather: Cloudy



Field Times 0:28.02 0:13.69
(Race Tempo) (0:14.33) (0:13.69)

Rank	TAB#	Horse	Overall Time	First 400m	Top Speed km/h (Section)	L400	L200						
	(BAR#)	Driver	Margin (DT-W)	Last 600m	Fastest Section (Time)	400 - 200	200 - Finish						
1	4	Captain Cool	2:24.66	0:28.33	56.5 (400-200)	0:27.20 [5]	0:13.52 [3]						
	(4)	J W Cox		0:42.04	200-0 (0:13.52)	(0:13.68)	(0:13.52)						
2	2	Just Like Jagger	2:24.67	0:26.87	58.0 (1980 - 1800)	0:28.03 [1]	0:13.70 [1]						
	(2)	K L Green	0.0L (-22)	0:42.86	200-0 (0:13.70)	(0:14.33)	(0:13.70)						
3	8	Radha	2:24.91	0:27.96	56.1 (1980 - 1800)	0:27.76 [3]	0:13.82 [2]						
	(8)	M J Williamson	1.4L (-2)	0:42.59	200-0 (0:13.82)	(0:13.93)	(0:13.82)						
4	12	Trump Card	2:25.03	0:28.44	55.8 (1980 - 1800)	0:27.24 [7]	0:13.46 [5]						
	(12)	B N Orange	2.1L (-1)	0:42.12	200-0 (0:13.46)	(0:13.78)	(0:13.46)						
5	10	Moonlite Blood	2:25.53	0:28.42	55.6 (1980 - 1800)	0:27.46 [8]	0:13.49 [8]						
	(10)	R D Close	5.0L (-21)	0:42.75	200-0 (0:13.49)	(0:13.98)	(0:13.49)						
6	7	Always Be Batman	2:25.58	0:27.62	57.0 (1980 - 1800)	0:28.76 [2]	0:14.40 [4]						
	(7)	H V Douglas	5.3L (-5)	0:43.57	400-200 (0:14.36)	(0:14.36)	(0:14.40)						
7	14	Amaretto Franco	2:25.62	0:29.07	56.7 (200-0)	0:27.25 [10]	0:13.22 [10]						
	(14)	Craig D Thornley	5.5L (+3)	0:42.13	200-0 (0:13.22)	(0:14.03)	(0:13.22)						
8	1	Bettor Go Vinnie	2:25.98	0:28.32	55.7 (1980 - 1800)	0:28.26 [6]	0:14.21 [6]						
	(1)	John R Dunn	7.6L (-23)	0:43.51	400-200 (0:14.05)	(0:14.05)	(0:14.21)						
9	6	Mystery Beach	2:26.41	0:29.67	55.5 (200-0)	0:27.73 [12]	0:13.62 [11]						
	(6)	G N Thornley	10.0L (+4)	0:42.62	200-0 (0:13.62)	(0:14.12)	(0:13.62)						
10	5	Still Rockin	2:26.46	0:27.33	56.8 (1980 - 1800)	0:29.24 [4]	0:14.67 [7]						
	(5)	R D Holmes	10.3L (-24)	0:44.30	1800-1600 (0:14.31)	(0:14.57)	(0:14.67)						

Scratched: Amass (#9)

Report Created: Fri 22 May 2026

(Note: Races are conducted over an approximate distance as close as possible to the advertised distance, and recorded data may vary accordingly. Official times refer to race times only and do not include handicap times.)

[] Position in running at each section and finish TAB# Saddle cloth number
 -:-:- No data available at this section BAR# Barrier/Gate Position
 NA No data available DNF Did not finish
 DNT Did not track DT-W Distance travelled compared to winner in metres

Fastest split
 Fastest section

data processed by  **TRIPLES DATA**



NZ Metropolitan Trotting Club Inc Harness
 Race 4: THREE CODES SYNDICATION OPPORTUNITIES MOBILE PACE - 1980m
 22 May 2026 - 6:39PM



Weather: Cloudy

Field Times 0:28.02 0:13.69
 (Race Tempo) (0:14.33) (0:13.69)

Rank	TAB#	Horse	Overall Time	First 400m	Top Speed km/h (Section)	L400	L200						
	(BAR#)	Driver	Margin (DT-W)	Last 600m	Fastest Section (Time)	400 - 200	200 - Finish						
11	11	Blaze Lightening	2:26.67	0:28.58	55.7 (1980 - 1800)	0:28.59 [9]	0:14.32 [9]						
	(11)	N P Williamson	11.5L (+0)	0:43.49	400-200 (0:14.28)	(0:14.28)	(0:14.32)						
12	13	Christies Art	2:28.77	0:29.80	51.6 (1980 - 1800)	0:30.37 [11]	0:15.64 [12]						
	(13)	T M Williams	23.5L (-19)	0:45.57	800-600 (0:14.30)	(0:14.73)	(0:15.64)						
13	3	Crusher Lou	2:53.33	0:34.37	58.2 (1980 - 1800)	0:38.86 [13]	0:20.13 [13]						
	(3)	S J Thornley	163.8L (+4)	0:57.65	1400-1200 (0:15.08)	(0:18.72)	(0:20.13)						

Scratched: Amass (#9)

Report Created: Fri 22 May 2026

(Note: Races are conducted over an approximate distance as close as possible to the advertised distance, and recorded data may vary accordingly. Official times refer to race times only and do not include handicap times.)

[] Position in running at each section and finish TAB# Saddle cloth number
 -:-:- No data available at this section BAR# Barrier/Gate Position
 NA No data available DNF Did not finish
 DNT Did not track DT-W Distance travelled compared to winner in metres

Fastest split
 Fastest section

Horse/Jockey Name	Captain Cool/J W Cox
Finish Rank	1
Fastest Section Time (Section)	0:13.52 (200-0)
Top Speed [km/h] (Section)	56.5 (400-200)
Race State	Finished



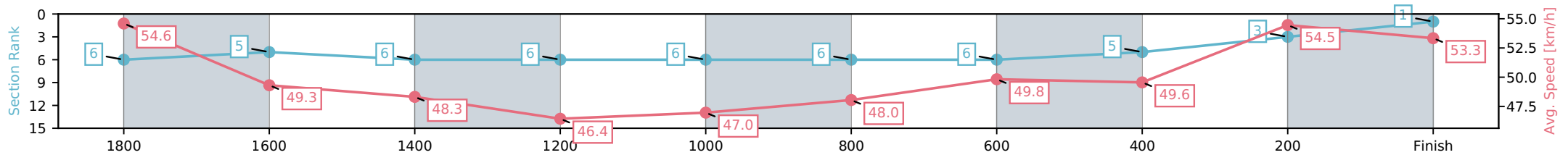
NZ Metropolitan Trotting Club Inc Harness
 Race 4: THREE CODES SYNDICATION OPPORTUNITIES
 MOBILE PACE - 1980m



22 May 2026 - 6:39PM

Weather: Cloudy

Section	L1980	L1800	L1600	L1400	L1200	L1000	L800	L600	L400	L200
Section Times	2:24.66 (0:11.38)	2:13.28 [6] (0:14.98)	1:58.30 [5] (0:15.25)	1:43.05 [6] (0:15.51)	1:27.54 [6] (0:15.73)	1:11.81 [6] (0:15.31)	0:56.50 [6] (0:14.46)	0:42.04 [6] (0:14.84)	0:27.20 [5] (0:13.68)	0:13.52 [3] (0:13.52)
Average Speed [km/h]	54.6	49.3	48.3	46.4	47.0	48.0	49.8	49.6	54.5	53.3
Top Speed [km/h]	55.9	51.5	48.9	47.5	48.6	50.2	50.2	50.4	56.5	56.5
Avg. Dist. to Rail [m]	5.8	3.9	3.2	4.6	3.2	3.0	3.4	3.1	5.7	8.8



- [] Ranking at each section and finish
- :-:- No data available at this section
- NA No data available

Horse/Jockey Name	Just Like Jagger/K L Green
Finish Rank	2
Fastest Section Time (Section)	0:13.70 (200-0)
Top Speed [km/h] (Section)	58.0 (1980 - 1800)
Race State	Finished



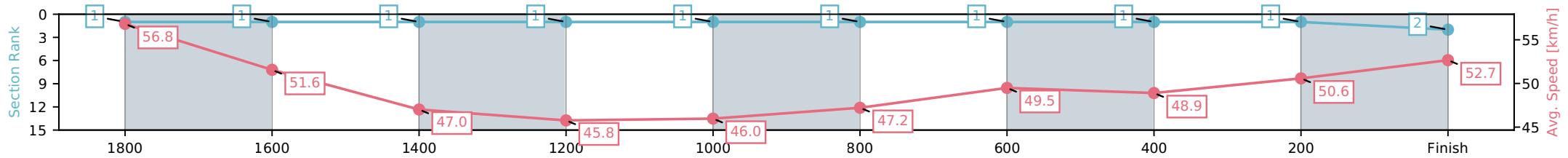
NZ Metropolitan Trotting Club Inc Harness
 Race 4: THREE CODES SYNDICATION OPPORTUNITIES
 MOBILE PACE - 1980m



22 May 2026 - 6:39PM

Weather: Cloudy

Section	L1980	L1800	L1600	L1400	L1200	L1000	L800	L600	L400	L200
Section Times	2:24.67 (0:10.92)	2:13.75 [1] (0:14.05)	1:59.70 [1] (0:15.41)	1:44.29 [1] (0:15.73)	1:28.56 [1] (0:15.80)	1:12.76 [1] (0:15.35)	0:57.41 [1] (0:14.55)	0:42.86 [1] (0:14.83)	0:28.03 [1] (0:14.33)	0:13.70 [1] (0:13.70)
Average Speed [km/h]	56.8	51.6	47.0	45.8	46.0	47.2	49.5	48.9	50.6	52.7
Top Speed [km/h]	58.0	54.7	49.3	46.4	47.7	48.6	50.0	49.9	53.3	53.4
Avg. Dist. to Rail [m]	2.5	1.0	1.0	2.7	1.2	1.1	1.9	1.3	1.4	3.7



[] Ranking at each section and finish
 -:-:- No data available at this section
 NA No data available

Horse/Jockey Name	Radha/M J Williamson
Finish Rank	3
Fastest Section Time (Section)	0:13.82 (200-0)
Top Speed [km/h] (Section)	56.1 (1980 - 1800)
Race State	Finished



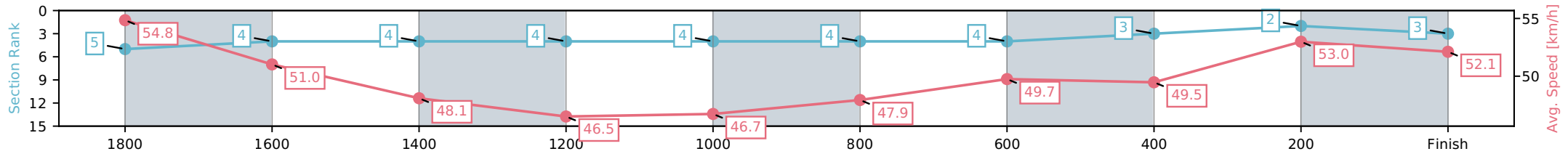
NZ Metropolitan Trotting Club Inc Harness
 Race 4: THREE CODES SYNDICATION OPPORTUNITIES
 MOBILE PACE - 1980m



22 May 2026 - 6:39PM

Weather: Cloudy

Section	L1980	L1800	L1600	L1400	L1200	L1000	L800	L600	L400	L200
Section Times	2:24.91 (0:11.37)	2:13.54 [5] (0:14.61)	1:58.92 [4] (0:15.29)	1:43.63 [4] (0:15.47)	1:28.16 [4] (0:15.78)	1:12.38 [4] (0:15.32)	0:57.06 [4] (0:14.47)	0:42.59 [4] (0:14.84)	0:27.76 [3] (0:13.93)	0:13.82 [2] (0:13.82)
Average Speed [km/h]	54.8	51.0	48.1	46.5	46.7	47.9	49.7	49.5	53.0	52.1
Top Speed [km/h]	56.1	54.2	48.7	47.6	48.6	49.7	50.1	50.1	55.0	55.2
Avg. Dist. to Rail [m]	12.0	5.7	2.9	4.4	2.9	2.7	3.4	2.9	4.2	6.4



- [] Ranking at each section and finish
- :-:- No data available at this section
- NA No data available

Horse/Jockey Name	Trump Card/B N Orange
Finish Rank	4
Fastest Section Time (Section)	0:13.46 (200-0)
Top Speed [km/h] (Section)	55.8 (1980 - 1800)
Race State	Finished



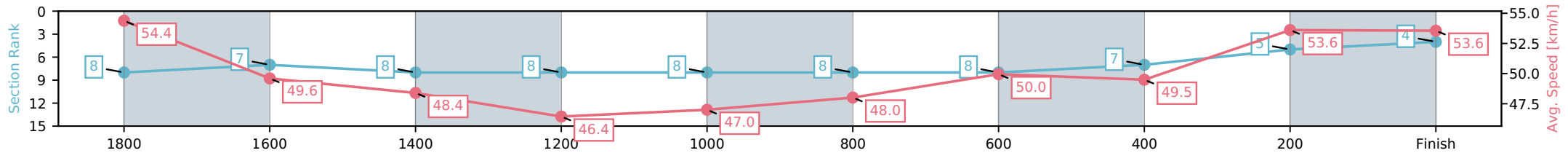
NZ Metropolitan Trotting Club Inc Harness
 Race 4: THREE CODES SYNDICATION OPPORTUNITIES
 MOBILE PACE - 1980m



22 May 2026 - 6:39PM

Weather: Cloudy

Section	L1980	L1800	L1600	L1400	L1200	L1000	L800	L600	L400	L200
Section Times	2:25.03 (0:11.73)	2:13.30 [8] (0:14.97)	1:58.33 [7] (0:15.24)	1:43.08 [8] (0:15.50)	1:27.58 [8] (0:15.72)	1:11.86 [8] (0:15.33)	0:56.53 [8] (0:14.42)	0:42.12 [8] (0:14.88)	0:27.24 [7] (0:13.78)	0:13.46 [5] (0:13.46)
Average Speed [km/h]	54.4	49.6	48.4	46.4	47.0	48.0	50.0	49.5	53.6	53.6
Top Speed [km/h]	55.8	52.1	48.9	47.5	48.9	50.4	50.8	50.2	55.4	55.8
Avg. Dist. to Rail [m]	4.5	4.7	3.3	4.7	3.3	3.0	3.4	3.2	4.0	7.6



- [] Ranking at each section and finish
- :-:- No data available at this section
- NA No data available

Horse/Jockey Name	Moonlite Blood/R D Close
Finish Rank	5
Fastest Section Time (Section)	0:13.49 (200-0)
Top Speed [km/h] (Section)	55.6 (1980 - 1800)
Race State	Finished



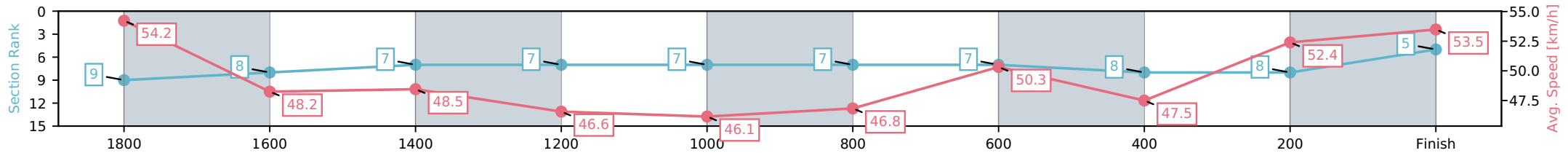
NZ Metropolitan Trotting Club Inc Harness
 Race 4: THREE CODES SYNDICATION OPPORTUNITIES
 MOBILE PACE - 1980m



22 May 2026 - 6:39PM

Weather: Cloudy

Section	L1980	L1800	L1600	L1400	L1200	L1000	L800	L600	L400	L200
Section Times	2:25.53 (0:11.90)	2:13.62 [9] (0:15.00)	1:58.62 [8] (0:14.95)	1:43.67 [7] (0:15.46)	1:28.21 [7] (0:15.71)	1:12.50 [7] (0:15.45)	0:57.05 [7] (0:14.30)	0:42.74 [7] (0:15.28)	0:27.46 [8] (0:13.98)	0:13.49 [8] (0:13.49)
Average Speed [km/h]	54.2	48.2	48.5	46.6	46.1	46.8	50.3	47.5	52.4	53.5
Top Speed [km/h]	55.6	51.7	50.0	48.6	48.7	50.1	50.9	49.5	55.4	55.1
Avg. Dist. to Rail [m]	2.2	0.9	1.0	2.3	1.0	0.9	1.5	1.2	3.2	8.1



- [] Ranking at each section and finish
- :-:- No data available at this section
- NA No data available

Horse/Jockey Name	Always Be Batman/H V Douglas
Finish Rank	6
Fastest Section Time (Section)	0:14.36 (400-200)
Top Speed [km/h] (Section)	57.0 (1980 - 1800)
Race State	Finished



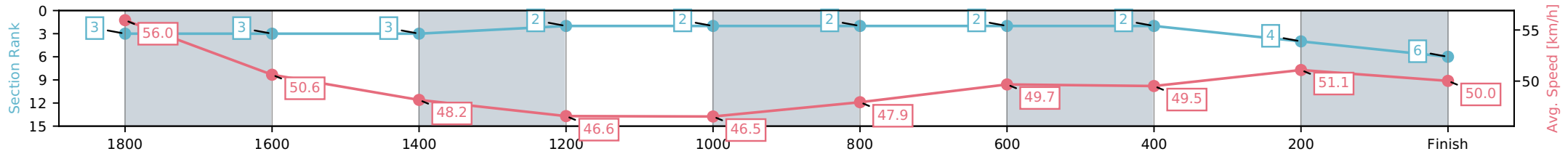
NZ Metropolitan Trotting Club Inc Harness
 Race 4: THREE CODES SYNDICATION OPPORTUNITIES
 MOBILE PACE - 1980m



22 May 2026 - 6:39PM

Weather: Cloudy

Section	L1980	L1800	L1600	L1400	L1200	L1000	L800	L600	L400	L200
Section Times	2:25.58 (0:11.09)	2:14.49 [3] (0:14.57)	1:59.92 [3] (0:15.26)	1:44.66 [3] (0:15.46)	1:29.20 [2] (0:15.83)	1:13.37 [2] (0:15.30)	0:58.07 [2] (0:14.50)	0:43.57 [2] (0:14.81)	0:28.76 [2] (0:14.36)	0:14.40 [4] (0:14.40)
Average Speed [km/h]	56.0	50.6	48.2	46.6	46.5	47.9	49.7	49.5	51.1	50.0
Top Speed [km/h]	57.0	54.1	48.7	47.5	48.1	49.0	50.1	50.1	52.2	52.1
Avg. Dist. to Rail [m]	10.0	4.1	2.9	4.2	2.8	2.6	3.3	2.8	3.0	4.4



- [] Ranking at each section and finish
- :-:- No data available at this section
- NA No data available

Horse/Jockey Name	Amaretto Franco/Craig D Thornley
Finish Rank	7
Fastest Section Time (Section)	0:13.22 (200-0)
Top Speed [km/h] (Section)	56.7 (200-0)
Race State	Finished



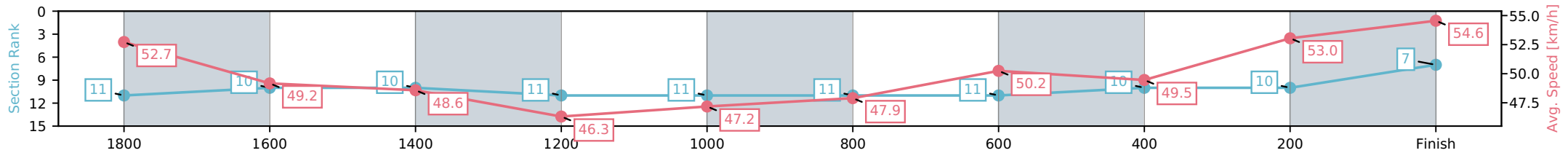
NZ Metropolitan Trotting Club Inc Harness
 Race 4: THREE CODES SYNDICATION OPPORTUNITIES
 MOBILE PACE - 1980m



22 May 2026 - 6:39PM

Weather: Cloudy

Section	L1980	L1800	L1600	L1400	L1200	L1000	L800	L600	L400	L200
Section Times	2:25.62 (0:12.15)	2:13.47 [11] (0:15.19)	1:58.28 [10] (0:15.23)	1:43.06 [10] (0:15.55)	1:27.51 [11] (0:15.67)	1:11.84 [11] (0:15.38)	0:56.46 [11] (0:14.34)	0:42.12 [11] (0:14.88)	0:27.25 [10] (0:14.03)	0:13.22 [10] (0:13.22)
Average Speed [km/h]	52.7	49.2	48.6	46.3	47.2	47.9	50.2	49.5	53.0	54.6
Top Speed [km/h]	53.5	50.3	49.2	48.5	49.0	49.5	50.6	50.8	56.3	56.7
Avg. Dist. to Rail [m]	7.3	5.8	3.6	5.2	3.4	3.2	3.7	3.3	5.5	10.8



- [] Ranking at each section and finish
- :-:- No data available at this section
- NA No data available

Horse/Jockey Name	Bettor Go Vinnie/John R Dunn
Finish Rank	8
Fastest Section Time (Section)	0:14.05 (400-200)
Top Speed [km/h] (Section)	55.7 (1980 - 1800)
Race State	Finished



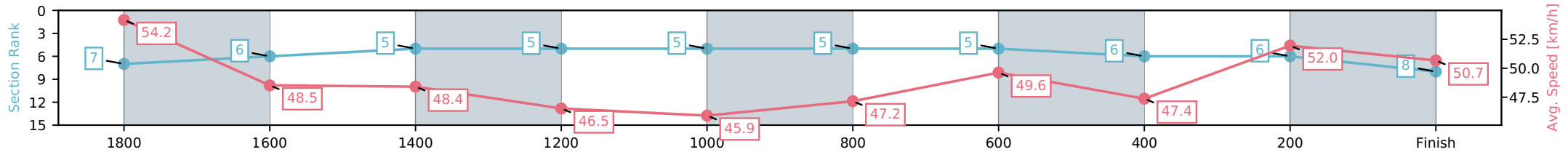
NZ Metropolitan Trotting Club Inc Harness
 Race 4: THREE CODES SYNDICATION OPPORTUNITIES
 MOBILE PACE - 1980m



22 May 2026 - 6:39PM

Weather: Cloudy

Section	L1980	L1800	L1600	L1400	L1200	L1000	L800	L600	L400	L200
Section Times	2:25.98 (0:11.63)	2:14.35 [7] (0:14.88)	1:59.47 [6] (0:14.95)	1:44.52 [5] (0:15.48)	1:29.04 [5] (0:15.77)	1:13.27 [5] (0:15.25)	0:58.02 [5] (0:14.51)	0:43.51 [5] (0:15.25)	0:28.26 [6] (0:14.05)	0:14.21 [6] (0:14.21)
Average Speed [km/h]	54.2	48.5	48.4	46.5	45.9	47.2	49.6	47.4	52.0	50.7
Top Speed [km/h]	55.7	51.6	49.4	47.7	48.2	48.9	50.1	48.9	54.2	54.0
Avg. Dist. to Rail [m]	2.0	0.5	0.9	2.1	0.8	0.5	0.8	0.6	2.3	3.1



- [] Ranking at each section and finish
- :-:- No data available at this section
- NA No data available

Horse/Jockey Name	Mystery Beach/G N Thornley
Finish Rank	9
Fastest Section Time (Section)	0:13.62 (200-0)
Top Speed [km/h] (Section)	55.5 (200-0)
Race State	Finished



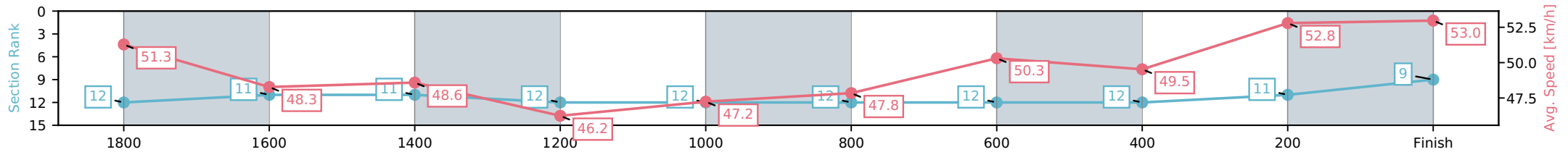
NZ Metropolitan Trotting Club Inc Harness
 Race 4: THREE CODES SYNDICATION OPPORTUNITIES
 MOBILE PACE - 1980m



22 May 2026 - 6:39PM

Weather: Cloudy

Section	L1980	L1800	L1600	L1400	L1200	L1000	L800	L600	L400	L200
Section Times	2:26.41 (0:12.17)	2:14.24 [12] (0:15.49)	1:58.76 [11] (0:15.21)	1:43.55 [11] (0:15.57)	1:27.98 [12] (0:15.64)	1:12.33 [12] (0:15.40)	0:56.93 [12] (0:14.31)	0:42.62 [12] (0:14.88)	0:27.73 [12] (0:14.12)	0:13.62 [11] (0:13.62)
Average Speed [km/h]	51.3	48.3	48.6	46.2	47.2	47.8	50.3	49.5	52.8	53.0
Top Speed [km/h]	54.5	50.7	49.4	48.2	49.4	49.2	50.7	51.3	55.3	55.5
Avg. Dist. to Rail [m]	8.7	6.3	3.5	5.1	3.4	3.2	3.7	3.5	4.9	5.0



- [] Ranking at each section and finish
- :-:- No data available at this section
- NA No data available

Horse/Jockey Name	Still Rockin/R D Holmes
Finish Rank	10
Fastest Section Time (Section)	0:14.31 (1800-1600)
Top Speed [km/h] (Section)	56.8 (1980 - 1800)
Race State	Finished



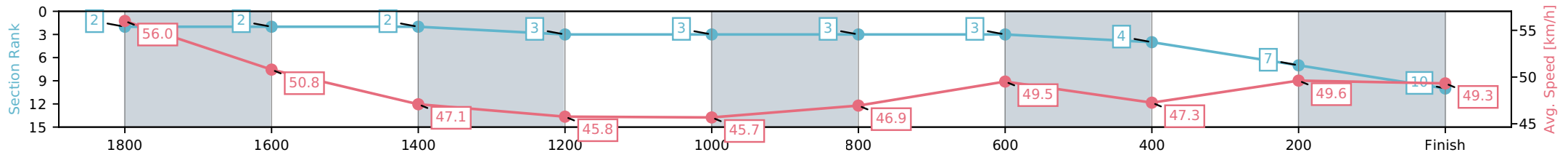
NZ Metropolitan Trotting Club Inc Harness
 Race 4: THREE CODES SYNDICATION OPPORTUNITIES
 MOBILE PACE - 1980m



22 May 2026 - 6:39PM

Weather: Cloudy

Section	L1980	L1800	L1600	L1400	L1200	L1000	L800	L600	L400	L200
Section Times	2:26.46 (0:11.08)	2:15.38 [2] (0:14.31)	2:01.07 [2] (0:15.33)	1:45.74 [2] (0:15.73)	1:30.01 [3] (0:15.83)	1:14.18 [3] (0:15.34)	0:58.84 [3] (0:14.53)	0:44.30 [3] (0:15.06)	0:29.24 [4] (0:14.57)	0:14.67 [7] (0:14.67)
Average Speed [km/h]	56.0	50.8	47.1	45.8	45.7	46.9	49.5	47.3	49.6	49.3
Top Speed [km/h]	56.8	55.1	48.5	46.7	48.0	49.0	50.1	49.1	51.5	51.4
Avg. Dist. to Rail [m]	7.7	2.2	0.5	2.0	0.5	0.4	0.5	1.3	1.1	1.2



- [] Ranking at each section and finish
- :-:- No data available at this section
- NA No data available

Horse/Jockey Name	Blaze Lightening/N P Williamson
Finish Rank	11
Fastest Section Time (Section)	0:14.28 (400-200)
Top Speed [km/h] (Section)	55.7 (1980 - 1800)
Race State	Finished



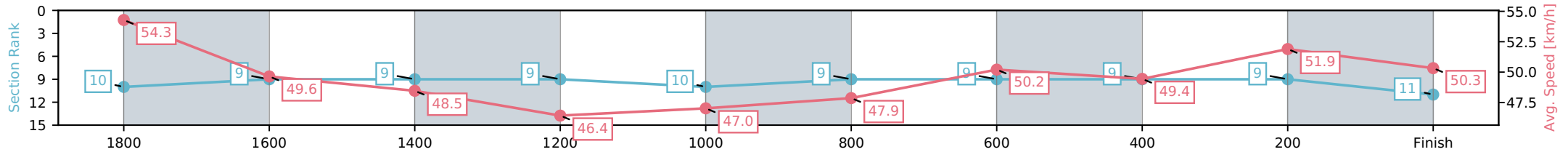
NZ Metropolitan Trotting Club Inc Harness
 Race 4: THREE CODES SYNDICATION OPPORTUNITIES
 MOBILE PACE - 1980m



22 May 2026 - 6:39PM

Weather: Cloudy

Section	L1980	L1800	L1600	L1400	L1200	L1000	L800	L600	L400	L200
Section Times	2:26.67 (0:12.01)	2:14.66 [10] (0:14.99)	1:59.67 [9] (0:15.23)	1:44.43 [9] (0:15.51)	1:28.92 [9] (0:15.72)	1:13.20 [10] (0:15.39)	0:57.82 [9] (0:14.33)	0:43.48 [9] (0:14.89)	0:28.59 [9] (0:14.28)	0:14.32 [9] (0:14.32)
Average Speed [km/h]	54.3	49.6	48.5	46.4	47.0	47.9	50.2	49.4	51.9	50.3
Top Speed [km/h]	55.7	51.5	49.1	48.0	48.9	49.2	50.4	50.4	53.2	52.7
Avg. Dist. to Rail [m]	4.0	5.1	3.4	4.9	3.3	3.1	3.5	3.2	4.8	8.5



- [] Ranking at each section and finish
- :-:- No data available at this section
- NA No data available

Horse/Jockey Name	Christies Art/T M Williams
Finish Rank	12
Fastest Section Time (Section)	0:14.30 (800-600)
Top Speed [km/h] (Section)	51.6 (1980 - 1800)
Race State	Finished



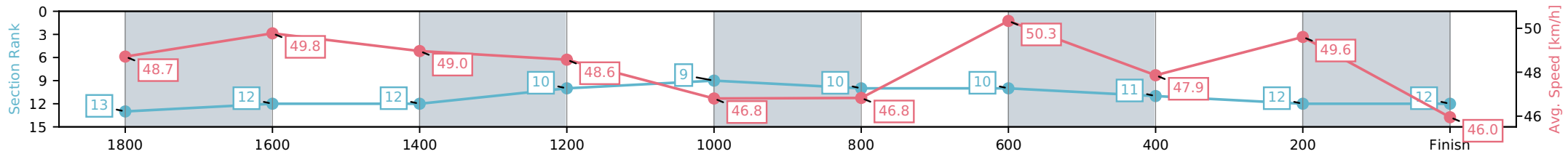
NZ Metropolitan Trotting Club Inc Harness
 Race 4: THREE CODES SYNDICATION OPPORTUNITIES
 MOBILE PACE - 1980m



22 May 2026 - 6:39PM

Weather: Cloudy

Section	L1980	L1800	L1600	L1400	L1200	L1000	L800	L600	L400	L200
Section Times	2:28.77 (0:13.62)	2:15.15 [13] (0:14.63)	2:00.52 [12] (0:14.82)	1:45.69 [12] (0:14.82)	1:30.87 [10] (0:15.52)	1:15.35 [9] (0:15.48)	0:59.87 [10] (0:14.30)	0:45.57 [10] (0:15.20)	0:30.37 [11] (0:14.73)	0:15.64 [12] (0:15.64)
Average Speed [km/h]	48.7	49.8	49.0	48.6	46.8	46.8	50.3	47.9	49.6	46.0
Top Speed [km/h]	51.6	50.8	51.3	51.1	48.6	48.8	50.7	50.0	50.8	50.0
Avg. Dist. to Rail [m]	7.4	2.7	1.2	2.3	1.1	1.1	1.8	1.5	2.5	5.0



- [] Ranking at each section and finish
- :-:- No data available at this section
- NA No data available

Horse/Jockey Name	Crusher Lou/S J Thornley
Finish Rank	13
Fastest Section Time (Section)	0:15.08 (1400-1200)
Top Speed [km/h] (Section)	58.2 (1980 - 1800)
Race State	Finished



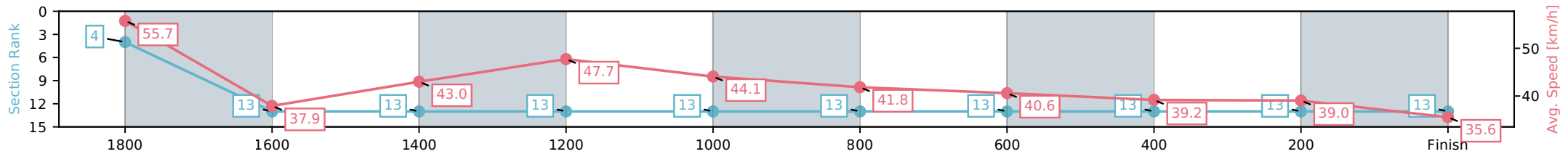
NZ Metropolitan Trotting Club Inc Harness
 Race 4: THREE CODES SYNDICATION OPPORTUNITIES
 MOBILE PACE - 1980m



22 May 2026 - 6:39PM

Weather: Cloudy

Section	L1980	L1800	L1600	L1400	L1200	L1000	L800	L600	L400	L200
Section Times	2:53.33 (0:11.14)	2:42.18 [4] (0:19.92)	2:22.27 [13] (0:17.76)	2:04.51 [13] (0:15.08)	1:49.43 [13] (0:16.53)	1:32.90 [13] (0:17.51)	1:15.39 [13] (0:17.73)	0:57.66 [13] (0:18.80)	0:38.86 [13] (0:18.72)	0:20.13 [13] (0:20.13)
Average Speed [km/h]	55.7	37.9	43.0	47.7	44.1	41.8	40.6	39.2	39.0	35.6
Top Speed [km/h]	58.2	49.0	46.8	48.9	46.0	43.8	41.6	39.7	39.7	39.0
Avg. Dist. to Rail [m]	3.0	5.4	6.6	2.5	1.5	2.4	4.4	3.5	2.4	3.2



- [] Ranking at each section and finish
- :-:- No data available at this section
- NA No data available