



# NZ Metropolitan Trotting Club Inc Harness

Race 5: SYNCROFLEX EXPRESS NZ 2YO TROTting STAKES (MOBILE TROT) (Gr3) - 1980m

22 May 2026 - 7:05PM

Weather: Cloudy



Field Times	2:31.34	2:19.59	2:04.45	1:49.36	1:55.89	1:18.82	1:02.59	0:46.93
(Race Tempo)	(0:11.75)	(0:15.14)	(0:15.10)	(-1:53.47)	(0:37.07)	(0:16.23)	(0:15.65)	(0:15.86)

Rank	TAB#	Horse	Overall Time	First 400m	Top Speed km/h (Section)	L1980	L1800	L1600	L1400	L1200	L1000	L800	L600
	(BAR#)	Driver	Margin (DT-W)	Last 600m	Fastest Section (Time)	Start - 1800	1800 - 1600	1600 - 1400	1400 - 1200	1200 - 1000	1000 - 800	800 - 600	600 - 400
1	7	Master McGoogan	2:31.34	0:30.96	50.5 (1980 - 1800)	2:31.34	2:18.44 [7]	2:02.30 [6]	1:47.03 [6]	1:32.11 [7]	1:16.55 [6]	1:00.96 [6]	0:45.77 [5]
	(7)	M J Williamson		0:45.77	1400-1200 (0:14.93)	(0:12.90)	(0:16.13)	(0:15.27)	(0:14.93)	(0:15.55)	(0:15.60)	(0:15.19)	(0:15.49)
2	4	La Venture	2:31.51	0:29.13	52.8 (1980 - 1800)	2:31.51	2:19.37 [2]	2:04.34 [2]	1:49.40 [2]	1:34.99 [2]	1:18.99 [1]	1:02.76 [1]	0:47.10 [1]
	(4)	B N Orange	1.0L (-17)	0:47.10	1400-1200 (0:14.41)	(0:12.14)	(0:15.03)	(0:14.94)	(0:14.41)	(0:16.00)	(0:16.23)	(0:15.65)	(0:15.86)
3	3	T K Supersonic	2:31.95	0:30.29	50.8 (1600-1400)	2:31.95	2:19.44 [4]	2:03.81 [4]	1:48.72 [3]	1:34.00 [4]	1:18.66 [3]	1:02.55 [3]	0:47.00 [3]
	(3)	J C Morrison	3.5L (-13)	0:47.00	1400-1200 (0:14.72)	(0:12.51)	(0:15.63)	(0:15.09)	(0:14.72)	(0:15.34)	(0:16.11)	(0:15.55)	(0:15.59)
4	8	Macy Royale	2:34.02	0:30.49	51.2 (1980 - 1800)	2:34.02	2:21.50 [5]	2:05.65 [5]	1:50.07 [5]	1:35.09 [6]	1:19.52 [5]	1:04.02 [4]	0:48.79 [4]
	(8)	K G Cameron	15.3L (-8)	0:48.79	1400-1200 (0:14.98)	(0:12.52)	(0:15.84)	(0:15.58)	(0:14.98)	(0:15.57)	(0:15.50)	(0:15.24)	(0:15.96)
5	2	Jet Stream	2:34.12	0:29.96	51.4 (1980 - 1800)	2:34.12	2:21.82 [3]	2:06.34 [3]	1:50.79 [4]	1:35.59 [5]	1:19.81 [4]	1:03.84 [5]	0:47.82 [6]
	(2)	A L Clark	15.9L (-10)	0:47.82	1400-1200 (0:15.20)	(0:12.30)	(0:15.48)	(0:15.55)	(0:15.20)	(0:15.78)	(0:15.97)	(0:16.01)	(0:15.86)
6	1	Dynamite Hill	2:35.07	0:29.39	54.4 (1980 - 1800)	2:35.07	2:22.89 [3]	2:07.86 [3]	1:52.60 [3]	1:37.61 [3]	1:21.61 [4]	1:05.56 [4]	0:49.65 [5]
	(1)	C J Dalgety	24.4L (-14)	0:49.80	1980 - 1800 (0:12.18)	(0:12.18)	(0:15.03)	(0:15.26)	(0:14.99)	(0:16.00)	(0:16.05)	(0:15.91)	(0:16.19)
7	6	Ellie Diamond	2:35.61	0:29.07	53.9 (1980 - 1800)	2:35.61	2:23.86 [1]	2:08.72 [1]	1:53.62 [1]	1:38.75 [3]	1:22.68 [2]	1:06.53 [2]	0:50.90 [2]
	(6)	D P Ferguson	24.4L (-22)	0:50.90	1400-1200 (0:14.88)	(0:11.75)	(0:15.14)	(0:15.10)	(0:14.88)	(0:16.07)	(0:16.15)	(0:15.63)	(0:15.96)
8	5	Donovan	2:38.79	0:33.38	50.5 (1980 - 1800)	2:38.79	2:26.11 [7]	2:08.28 [8]	1:51.67 [8]	1:36.50 [8]	1:20.64 [8]	1:04.45 [8]	0:48.65 [8]
	(5)	T M Williams	42.5L (+10)	0:48.64	1980 - 1800 (0:12.68)	(0:12.68)	(0:17.83)	(0:16.61)	(0:15.17)	(0:15.86)	(0:16.19)	(0:15.80)	(0:16.20)

Report Created: Fri 22 May 2026

(Note: Races are conducted over an approximate distance as close as possible to the advertised distance, and recorded data may vary accordingly. Official times refer to race times only and do not include handicap times.)

[ ] Position in running at each section and finish TAB# Saddle cloth number

:-:-- No data available at this section

NA No data available

DNT Did not track

BAR# Barrier/Gate Position

DNF Did not finish

DT-W Distance travelled compared to winner in metres

Fastest split

Fastest section



# NZ Metropolitan Trotting Club Inc Harness

Race 5: SYNCROFLEX EXPRESS NZ 2YO TROTting STAKES (MOBILE TROT) (Gr3) - 1980m

22 May 2026 - 7:05PM

Weather: Cloudy



Field Times                      0:31.07      0:15.63  
(Race Tempo)                      (0:15.44)      (0:15.63)

Rank	TAB#	Horse	Overall Time	First 400m	Top Speed km/h (Section)	L400	L200						
	(BAR#)	Driver	Margin (DT-W)	Last 600m	Fastest Section (Time)	400 - 200	200 - Finish						
1	7	Master McGoogan	2:31.34	0:30.96	50.5 (1980 - 1800)	0:30.28 [4]	0:15.21 [3]						
	(7)	M J Williamson		0:45.77	1400-1200 (0:14.93)	(0:15.07)	(0:15.21)						
2	4	La Venture	2:31.51	0:29.13	52.8 (1980 - 1800)	0:31.24 [1]	0:15.80 [1]						
	(4)	B N Orange	1.0L (-17)	0:47.10	1400-1200 (0:14.41)	(0:15.44)	(0:15.80)						
3	3	T K Supersonic	2:31.95	0:30.29	50.8 (1600-1400)	0:31.41 [2]	0:15.86 [2]						
	(3)	J C Morrison	3.5L (-13)	0:47.00	1400-1200 (0:14.72)	(0:15.55)	(0:15.86)						
4	8	Macy Royale	2:34.02	0:30.49	51.2 (1980 - 1800)	0:32.83 [5]	0:16.61 [5]						
	(8)	K G Cameron	15.3L (-8)	0:48.79	1400-1200 (0:14.98)	(0:16.22)	(0:16.61)						
5	2	Jet Stream	2:34.12	0:29.96	51.4 (1980 - 1800)	0:31.96 [6]	0:15.92 [6]						
	(2)	A L Clark	15.9L (-10)	0:47.82	1400-1200 (0:15.20)	(0:16.04)	(0:15.92)						
6	1	Dynamite Hill	2:35.07	0:29.39	54.4 (1980 - 1800)	0:33.46 [6]	0:17.22 [6]						
	(1)	C J Dalgety	24.4L (-14)	0:49.80	1980 - 1800 (0:12.18)	(0:16.24)	(0:17.22)						
7	6	Ellie Diamond	2:35.61	0:29.07	53.9 (1980 - 1800)	0:34.94 [3]	0:18.22 [4]						
	(6)	D P Ferguson	24.4L (-22)	0:50.90	1400-1200 (0:14.88)	(0:16.72)	(0:18.22)						
8	5	Donovan	2:38.79	0:33.38	50.5 (1980 - 1800)	0:32.45 [8]	0:16.27 [8]						
	(5)	T M Williams	42.5L (+10)	0:48.64	1980 - 1800 (0:12.68)	(0:16.18)	(0:16.27)						

Report Created: Fri 22 May 2026

(Note: Races are conducted over an approximate distance as close as possible to the advertised distance, and recorded data may vary accordingly. Official times refer to race times only and do not include handicap times.)

[ ] Position in running at each section and finish    TAB#    Saddle cloth number

:-:-- No data available at this section

NA No data available

DNT Did not track

BAR#    Barrier/Gate Position

DNF    Did not finish

DT-W    Distance travelled compared to winner in metres

Fastest split

Fastest section

Horse/Jockey Name	Master McGoogan/M J Williamson
Finish Rank	1
Fastest Section Time (Section)	0:14.93 (1400-1200)
Top Speed [km/h] (Section)	50.5 (1980 - 1800)
Race State	Finished



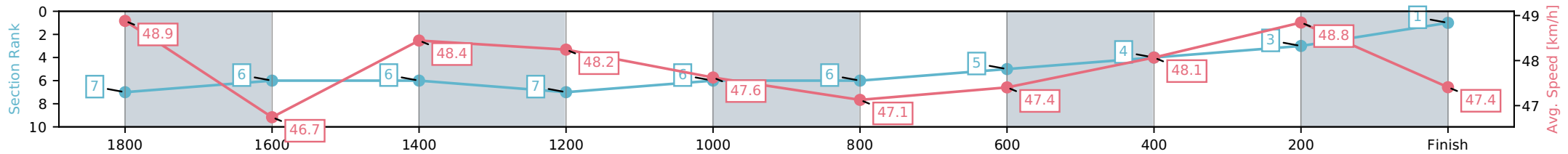
NZ Metropolitan Trotting Club Inc Harness  
 Race 5: SYNCROFLEX EXPRESS NZ 2YO TROTting  
 STAKES (MOBILE TROT) (Gr3) - 1980m



22 May 2026 - 7:05PM

Weather: Cloudy

Section	L1980	L1800	L1600	L1400	L1200	L1000	L800	L600	L400	L200
Section Times	2:31.34 (0:12.90)	2:18.44 [7] (0:16.13)	2:02.30 [6] (0:15.27)	1:47.03 [6] (0:14.93)	1:32.11 [7] (0:15.55)	1:16.55 [6] (0:15.60)	1:00.96 [6] (0:15.19)	0:45.77 [5] (0:15.49)	0:30.28 [4] (0:15.07)	0:15.21 [3] (0:15.21)
Average Speed [km/h]	48.9	46.7	48.4	48.2	47.6	47.1	47.4	48.1	48.8	47.4
Top Speed [km/h]	50.5	48.7	49.3	49.6	48.8	48.8	48.2	49.7	49.1	49.1
Avg. Dist. to Rail [m]	11.3	6.8	3.6	6.8	3.7	2.9	3.5	4.5	3.5	5.8



- [ ] Ranking at each section and finish
- :-:- No data available at this section
- NA No data available

Horse/Jockey Name	La Venture/B N Orange
Finish Rank	2
Fastest Section Time (Section)	0:14.41 (1400-1200)
Top Speed [km/h] (Section)	52.8 (1980 - 1800)
Race State	Finished



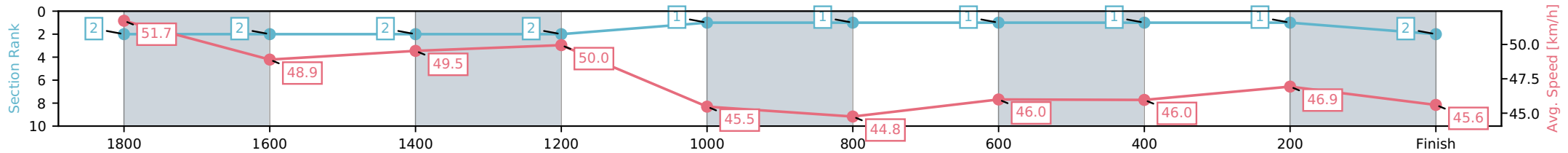
NZ Metropolitan Trotting Club Inc Harness  
 Race 5: SYNCROFLEX EXPRESS NZ 2YO TROTTING  
 STAKES (MOBILE TROT) (Gr3) - 1980m



22 May 2026 - 7:05PM

Weather: Cloudy

Section	L1980	L1800	L1600	L1400	L1200	L1000	L800	L600	L400	L200
Section Times	2:31.51 (0:12.14)	2:19.37 [2] (0:15.03)	2:04.34 [2] (0:14.94)	1:49.40 [2] (0:14.41)	1:34.99 [2] (0:16.00)	1:18.99 [1] (0:16.23)	1:02.76 [1] (0:15.65)	0:47.10 [1] (0:15.86)	0:31.24 [1] (0:15.44)	0:15.80 [1] (0:15.80)
Average Speed [km/h]	51.7	48.9	49.5	50.0	45.5	44.8	46.0	46.0	46.9	45.6
Top Speed [km/h]	52.8	51.1	50.1	51.7	47.1	46.4	46.4	47.2	47.5	46.3
Avg. Dist. to Rail [m]	7.2	3.5	3.6	6.4	1.4	1.2	1.4	1.9	1.2	3.1



- [ ] Ranking at each section and finish
- :-:- No data available at this section
- NA No data available

Horse/Jockey Name	T K Supersonic/J C Morrison
Finish Rank	3
Fastest Section Time (Section)	0:14.72 (1400-1200)
Top Speed [km/h] (Section)	50.8 (1600-1400)
Race State	Finished



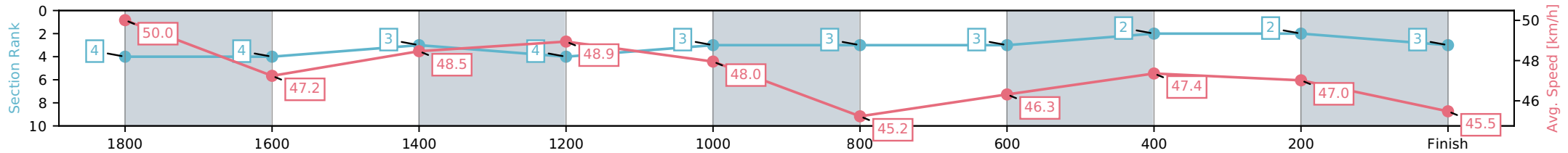
NZ Metropolitan Trotting Club Inc Harness  
 Race 5: SYNCROFLEX EXPRESS NZ 2YO TROTting  
 STAKES (MOBILE TROT) (Gr3) - 1980m



22 May 2026 - 7:05PM

Weather: Cloudy

Section	L1980	L1800	L1600	L1400	L1200	L1000	L800	L600	L400	L200
Section Times	2:31.95 (0:12.51)	2:19.44 [4] (0:15.63)	2:03.81 [4] (0:15.09)	1:48.72 [3] (0:14.72)	1:34.00 [4] (0:15.34)	1:18.66 [3] (0:16.11)	1:02.55 [3] (0:15.55)	0:47.00 [3] (0:15.59)	0:31.41 [2] (0:15.55)	0:15.86 [2] (0:15.86)
Average Speed [km/h]	50.0	47.2	48.5	48.9	48.0	45.2	46.3	47.4	47.0	45.5
Top Speed [km/h]	50.6	49.1	50.8	50.8	49.5	48.3	47.5	47.9	48.1	46.3
Avg. Dist. to Rail [m]	5.8	4.0	2.0	5.5	2.8	1.7	2.1	3.4	2.6	5.2



- [ ] Ranking at each section and finish
- :-:- No data available at this section
- NA No data available

Horse/Jockey Name	Macy Royale/K G Cameron
Finish Rank	4
Fastest Section Time (Section)	0:14.98 (1400-1200)
Top Speed [km/h] (Section)	51.2 (1980 - 1800)
Race State	Finished



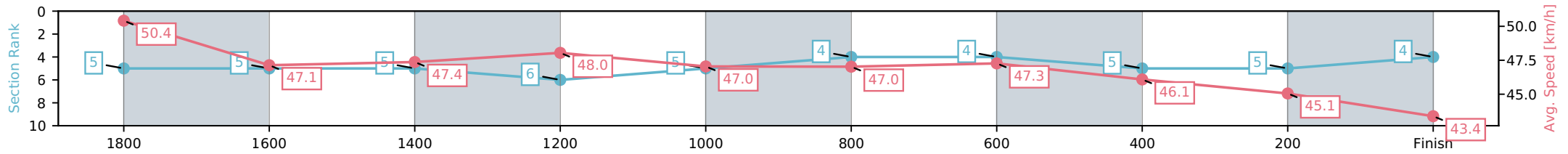
NZ Metropolitan Trotting Club Inc Harness  
 Race 5: SYNCROFLEX EXPRESS NZ 2YO TROTTING  
 STAKES (MOBILE TROT) (Gr3) - 1980m



22 May 2026 - 7:05PM

Weather: Cloudy

Section	L1980	L1800	L1600	L1400	L1200	L1000	L800	L600	L400	L200
Section Times	2:34.02 (0:12.52)	2:21.50 [5] (0:15.84)	2:05.65 [5] (0:15.58)	1:50.07 [5] (0:14.98)	1:35.09 [6] (0:15.57)	1:19.52 [5] (0:15.50)	1:04.02 [4] (0:15.24)	0:48.79 [4] (0:15.96)	0:32.83 [5] (0:16.22)	0:16.61 [5] (0:16.61)
Average Speed [km/h]	50.4	47.1	47.4	48.0	47.0	47.0	47.3	46.1	45.1	43.4
Top Speed [km/h]	51.2	49.7	49.2	49.7	47.9	49.5	47.8	46.5	46.5	44.1
Avg. Dist. to Rail [m]	13.2	5.9	3.2	6.2	2.3	1.7	3.4	3.1	2.7	6.3



- [ ] Ranking at each section and finish
- :-:- No data available at this section
- NA No data available

Horse/Jockey Name	Jet Stream/A L Clark
Finish Rank	5
Fastest Section Time (Section)	0:15.20 (1400-1200)
Top Speed [km/h] (Section)	51.4 (1980 - 1800)
Race State	Finished



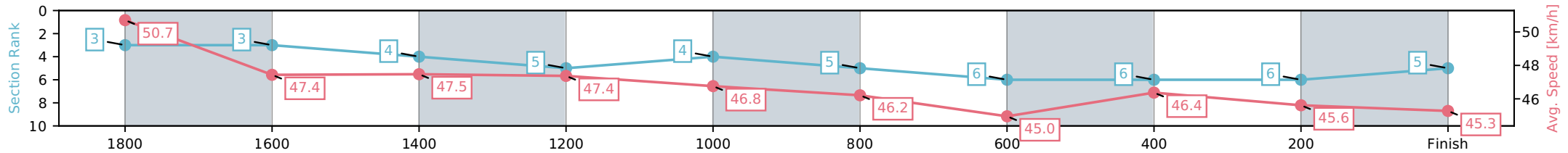
NZ Metropolitan Trotting Club Inc Harness  
 Race 5: SYNCROFLEX EXPRESS NZ 2YO TROTTING  
 STAKES (MOBILE TROT) (Gr3) - 1980m



22 May 2026 - 7:05PM

Weather: Cloudy

Section	L1980	L1800	L1600	L1400	L1200	L1000	L800	L600	L400	L200
Section Times	2:34.12 (0:12.30)	2:21.82 [3] (0:15.48)	2:06.34 [3] (0:15.55)	1:50.79 [4] (0:15.20)	1:35.59 [5] (0:15.78)	1:19.81 [4] (0:15.97)	1:03.84 [5] (0:16.01)	0:47.82 [6] (0:15.86)	0:31.96 [6] (0:16.04)	0:15.92 [6] (0:15.92)
Average Speed [km/h]	50.7	47.4	47.5	47.4	46.8	46.2	45.0	46.4	45.6	45.3
Top Speed [km/h]	51.4	49.7	49.3	49.1	47.1	47.9	45.8	46.8	46.5	45.5
Avg. Dist. to Rail [m]	4.1	3.0	3.4	6.8	3.1	3.4	4.5	3.3	2.9	9.9



- [ ] Ranking at each section and finish
- :-:- No data available at this section
- NA No data available

Horse/Jockey Name	Dynamite Hill/C J Dalgety
Finish Rank	6
Fastest Section Time (Section)	0:12.18 (1980 - 1800)
Top Speed [km/h] (Section)	54.4 (1980 - 1800)
Race State	Finished



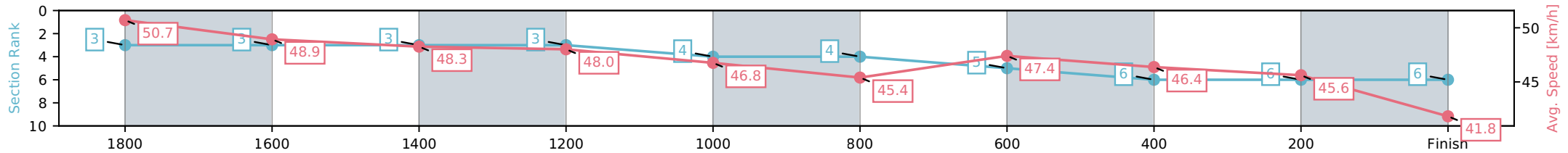
NZ Metropolitan Trotting Club Inc Harness  
 Race 5: SYNCROFLEX EXPRESS NZ 2YO TROTting  
 STAKES (MOBILE TROT) (Gr3) - 1980m



22 May 2026 - 7:05PM

Weather: Cloudy

Section	L1980	L1800	L1600	L1400	L1200	L1000	L800	L600	L400	L200
Section Times	2:35.07 (0:12.18)	2:22.89 [3] (0:15.03)	2:07.86 [3] (0:15.26)	1:52.60 [3] (0:14.99)	1:37.61 [3] (0:16.00)	1:21.61 [4] (0:16.05)	1:05.56 [4] (0:15.91)	0:49.65 [5] (0:16.19)	0:33.46 [6] (0:16.24)	0:17.22 [6] (0:17.22)
Average Speed [km/h]	50.7	48.9	48.3	48.0	46.8	45.4	47.4	46.4	45.6	41.8
Top Speed [km/h]	54.4	49.7	50.8	50.8	47.1	49.5	48.2	46.8	46.5	41.9
Avg. Dist. to Rail [m]	2.2	2.0	1.5	4.5	1.5	2.2	1.6	2.2	1.2	3.2



- [ ] Ranking at each section and finish
- :-:- No data available at this section
- NA No data available

Horse/Jockey Name	Ellie Diamond/D P Ferguson
Finish Rank	7
Fastest Section Time (Section)	0:14.88 (1400-1200)
Top Speed [km/h] (Section)	53.9 (1980 - 1800)
Race State	Finished



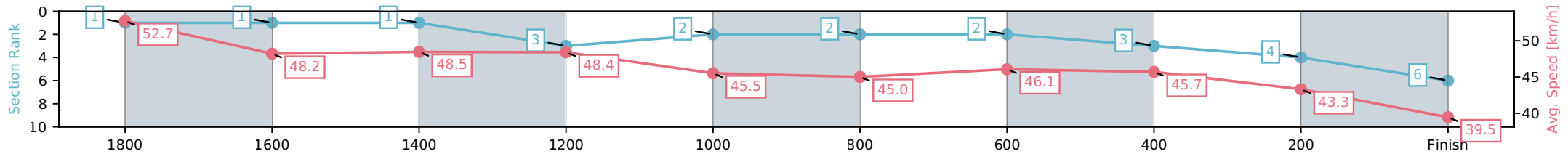
NZ Metropolitan Trotting Club Inc Harness  
 Race 5: SYNCROFLEX EXPRESS NZ 2YO TROTting  
 STAKES (MOBILE TROT) (Gr3) - 1980m



22 May 2026 - 7:05PM

Weather: Cloudy

Section	L1980	L1800	L1600	L1400	L1200	L1000	L800	L600	L400	L200
Section Times	2:35.61 (0:11.75)	2:23.86 [1] (0:15.14)	2:08.72 [1] (0:15.10)	1:53.62 [1] (0:14.88)	1:38.75 [3] (0:16.07)	1:22.68 [2] (0:16.15)	1:06.53 [2] (0:15.63)	0:50.90 [2] (0:15.96)	0:34.94 [3] (0:16.72)	0:18.22 [4] (0:18.22)
Average Speed [km/h]	52.7	48.2	48.5	48.4	45.5	45.0	46.1	45.7	43.3	39.5
Top Speed [km/h]	53.9	51.3	49.2	49.8	47.5	47.7	47.4	46.8	46.6	40.8
Avg. Dist. to Rail [m]	9.5	2.6	2.2	5.2	2.1	1.4	1.7	1.9	1.5	4.8



- [ ] Ranking at each section and finish
- :-:- No data available at this section
- NA No data available

Horse/Jockey Name	Donovan/T M Williams
Finish Rank	8
Fastest Section Time (Section)	0:12.68 (1980 - 1800)
Top Speed [km/h] (Section)	50.5 (1980 - 1800)
Race State	Finished



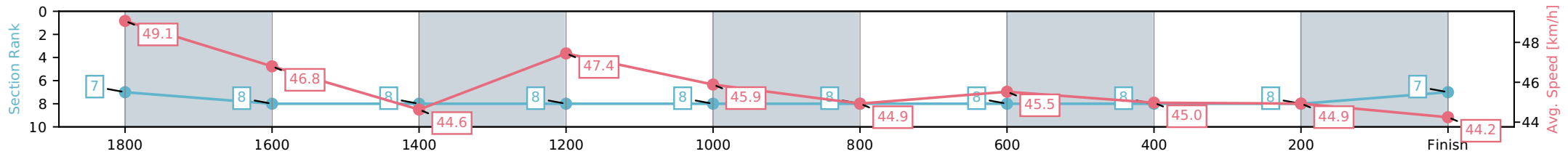
NZ Metropolitan Trotting Club Inc Harness  
 Race 5: SYNCROFLEX EXPRESS NZ 2YO TROTTING  
 STAKES (MOBILE TROT) (Gr3) - 1980m



22 May 2026 - 7:05PM

Weather: Cloudy

Section	L1980	L1800	L1600	L1400	L1200	L1000	L800	L600	L400	L200
Section Times	2:38.79 (0:12.68)	2:26.11 [7] (0:17.83)	2:08.28 [8] (0:16.61)	1:51.67 [8] (0:15.17)	1:36.50 [8] (0:15.86)	1:20.64 [8] (0:16.19)	1:04.45 [8] (0:15.80)	0:48.65 [8] (0:16.20)	0:32.45 [8] (0:16.18)	0:16.27 [8] (0:16.27)
Average Speed [km/h]	49.1	46.8	44.6	47.4	45.9	44.9	45.5	45.0	44.9	44.2
Top Speed [km/h]	50.5	48.6	48.5	48.4	46.7	46.4	46.1	45.9	45.7	45.7
Avg. Dist. to Rail [m]	8.9	5.8	3.6	4.1	1.5	1.5	2.3	1.7	1.9	4.8



- [ ] Ranking at each section and finish
- :-:- No data available at this section
- NA No data available