



NZ Metropolitan Trotting Club Inc Harness

Race 6: AVON CITY FORD NZ WELCOME STAKES (MOBILE PACE) (Gr1) - 1980m

22 May 2026 - 7:38PM

Weather: Cloudy



Field Times	2:22.40	2:11.09	1:56.63	1:42.45	1:27.27	1:12.10	0:57.12	0:42.68
(Race Tempo)	(0:11.31)	(0:14.46)	(0:14.18)	(0:15.19)	(0:15.16)	(0:14.98)	(0:14.44)	(0:14.30)

Rank	TAB#	Horse	Overall Time	First 400m	Top Speed km/h (Section)	L1980	L1800	L1600	L1400	L1200	L1000	L800	L600
	(BAR#)	Driver	Margin (DT-W)	Last 600m	Fastest Section (Time)	Start - 1800	1800 - 1600	1600 - 1400	1400 - 1200	1200 - 1000	1000 - 800	800 - 600	600 - 400
1	3	Travel Agent	2:22.40	0:27.67	55.6 (1980 - 1800)	2:22.40	2:11.09 [1]	1:56.63 [1]	1:42.45 [1]	1:27.27 [1]	1:12.10 [1]	0:57.12 [1]	0:42.68 [1]
	(3)	John R Dunn		0:42.69	400-200 (0:13.97)	(0:11.31)	(0:14.46)	(0:14.18)	(0:15.18)	(0:15.16)	(0:14.98)	(0:14.44)	(0:14.30)
2	5	Chiggsy	2:22.44	0:28.21	54.9 (1980 - 1800)	2:22.44	2:10.74 [4]	1:56.18 [3]	1:42.24 [2]	1:26.90 [3]	1:11.82 [3]	0:56.96 [2]	0:42.54 [2]
	(5)	B N Orange	0.0L (+10)	0:42.53	400-200 (0:13.88)	(0:11.70)	(0:14.56)	(0:13.94)	(0:15.33)	(0:15.08)	(0:14.87)	(0:14.42)	(0:14.37)
3	2	Roger That	2:23.68	0:27.98	55.8 (1980 - 1800)	2:23.68	2:12.36 [2]	1:57.63 [2]	1:43.44 [3]	1:28.22 [2]	1:13.08 [2]	0:58.10 [3]	0:43.67 [3]
	(2)	C J Dalgety	7.3L (-5)	0:43.67	1600-1400 (0:14.19)	(0:11.32)	(0:14.73)	(0:14.19)	(0:15.22)	(0:15.14)	(0:14.98)	(0:14.42)	(0:14.36)
4	4	A Mako Man	2:24.91	0:28.91	52.8 (1980 - 1800)	2:24.91	2:12.86 [6]	1:57.97 [6]	1:43.58 [7]	1:28.70 [6]	1:13.58 [7]	0:58.69 [7]	0:44.16 [7]
	(4)	S E O'Reilly	14.4L (-3)	0:44.16	1600-1400 (0:14.40)	(0:12.05)	(0:14.88)	(0:14.40)	(0:14.88)	(0:15.12)	(0:14.89)	(0:14.53)	(0:14.73)
5	8	Captain Tui	2:25.42	0:29.04	53.1 (1980 - 1800)	2:25.42	2:13.04 [8]	1:58.07 [8]	1:43.62 [8]	1:28.83 [8]	1:13.84 [8]	0:58.92 [8]	0:44.61 [8]
	(8)	J C Morrison	17.3L (+15)	0:44.61	800-600 (0:14.31)	(0:12.38)	(0:14.98)	(0:14.44)	(0:14.80)	(0:14.99)	(0:14.92)	(0:14.31)	(0:14.95)
6	6	Metro Boy	2:26.36	0:28.58	53.0 (1980 - 1800)	2:26.36	2:14.31 [5]	1:59.71 [5]	1:45.61 [5]	1:30.43 [5]	1:15.41 [5]	1:00.57 [4]	0:46.13 [4]
	(6)	T M Williams	22.6L (+13)	0:46.13	1600-1400 (0:14.10)	(0:12.05)	(0:14.60)	(0:14.10)	(0:15.18)	(0:15.02)	(0:14.84)	(0:14.44)	(0:14.84)
7	7	Not Guilty	2:26.47	0:28.81	53.2 (1600-1400)	2:26.47	2:14.16 [7]	1:59.47 [7]	1:45.37 [6]	1:30.22 [7]	1:15.23 [6]	1:00.35 [6]	0:45.95 [6]
	(7)	R J Butt	23.3L (+14)	0:45.95	1600-1400 (0:14.10)	(0:12.32)	(0:14.69)	(0:14.10)	(0:15.15)	(0:14.98)	(0:14.89)	(0:14.40)	(0:14.96)
8	1	Maddisons Speedy	2:26.48	0:28.37	55.2 (1980 - 1800)	2:26.48	2:14.85 [3]	2:00.15 [4]	1:45.85 [4]	1:30.70 [4]	1:15.56 [4]	1:00.61 [5]	0:46.14 [5]
	(1)	S J Thornley	23.3L (-3)	0:46.14	1600-1400 (0:14.30)	(0:11.63)	(0:14.70)	(0:14.30)	(0:15.15)	(0:15.14)	(0:14.95)	(0:14.47)	(0:14.64)

Report Created: Fri 22 May 2026

(Note: Races are conducted over an approximate distance as close as possible to the advertised distance, and recorded data may vary accordingly. Official times refer to race times only and do not include handicap times.)

[] Position in running at each section and finish TAB# Saddle cloth number
 --- No data available at this section BAR# Barrier/Gate Position
 NA No data available DNF Did not finish
 DNT Did not track DT-W Distance travelled compared to winner in metres

Fastest split
 Fastest section



NZ Metropolitan Trotting Club Inc Harness
 Race 6: AVON CITY FORD NZ WELCOME STAKES (MOBILE PACE) (Gr1) - 1980m
 22 May 2026 - 7:38PM



Weather: Cloudy

Field Times 0:28.39 0:14.41
 (Race Tempo) (0:13.97) (0:14.41)

Rank	TAB#	Horse	Overall Time	First 400m	Top Speed km/h (Section)	L400	L200						
	(BAR#)	Driver	Margin (DT-W)	Last 600m	Fastest Section (Time)	400 - 200	200 - Finish						
1	3	Travel Agent	2:22.40	0:27.67	55.6 (1980 - 1800)	0:28.39 [1]	0:14.42 [1]						
	(3)	John R Dunn		0:42.69	400-200 (0:13.97)	(0:13.97)	(0:14.42)						
2	5	Chiggsy	2:22.44	0:28.21	54.9 (1980 - 1800)	0:28.17 [2]	0:14.28 [2]						
	(5)	B N Orange	0.0L (+10)	0:42.53	400-200 (0:13.88)	(0:13.88)	(0:14.28)						
3	2	Roger That	2:23.68	0:27.98	55.8 (1980 - 1800)	0:29.31 [3]	0:15.06 [3]						
	(2)	C J Dalgety	7.3L (-5)	0:43.67	1600-1400 (0:14.19)	(0:14.25)	(0:15.06)						
4	4	A Mako Man	2:24.91	0:28.91	52.8 (1980 - 1800)	0:29.43 [7]	0:14.53 [5]						
	(4)	S E O'Reilly	14.4L (-3)	0:44.16	1600-1400 (0:14.40)	(0:14.90)	(0:14.53)						
5	8	Captain Tui	2:25.42	0:29.04	53.1 (1980 - 1800)	0:29.66 [8]	0:14.70 [7]						
	(8)	J C Morrison	17.3L (+15)	0:44.61	800-600 (0:14.31)	(0:14.96)	(0:14.70)						
6	6	Metro Boy	2:26.36	0:28.58	53.0 (1980 - 1800)	0:31.29 [5]	0:15.77 [6]						
	(6)	T M Williams	22.6L (+13)	0:46.13	1600-1400 (0:14.10)	(0:15.52)	(0:15.77)						
7	7	Not Guilty	2:26.47	0:28.81	53.2 (1600-1400)	0:30.99 [6]	0:15.64 [8]						
	(7)	R J Butt	23.3L (+14)	0:45.95	1600-1400 (0:14.10)	(0:15.35)	(0:15.64)						
8	1	Maddisons Speedy	2:26.48	0:28.37	55.2 (1980 - 1800)	0:31.50 [4]	0:16.24 [4]						
	(1)	S J Thornley	23.3L (-3)	0:46.14	1600-1400 (0:14.30)	(0:15.26)	(0:16.24)						

Report Created: Fri 22 May 2026

(Note: Races are conducted over an approximate distance as close as possible to the advertised distance, and recorded data may vary accordingly. Official times refer to race times only and do not include handicap times.)

[] Position in running at each section and finish TAB# Saddle cloth number

:-:-- No data available at this section

NA No data available

DNT Did not track

BAR# Barrier/Gate Position

DNF Did not finish

DT-W Distance travelled compared to winner in metres

Fastest split

Fastest section

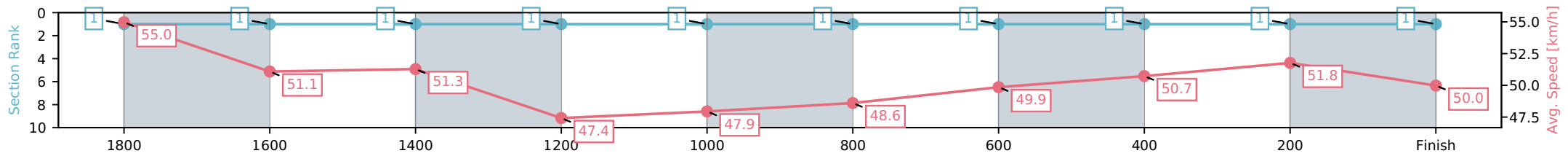
Horse/Jockey Name	Travel Agent/John R Dunn
Finish Rank	1
Fastest Section Time (Section)	0:13.97 (400-200)
Top Speed [km/h] (Section)	55.6 (1980 - 1800)
Race State	Finished



NZ Metropolitan Trotting Club Inc Harness
 Race 6: AVON CITY FORD NZ WELCOME STAKES (MOBILE PACE) (Gr1) - 1980m
 22 May 2026 - 7:38PM
 Weather: Cloudy



Section	L1980	L1800	L1600	L1400	L1200	L1000	L800	L600	L400	L200
Section Times	2:22.40 (0:11.31)	2:11.09 [1] (0:14.46)	1:56.63 [1] (0:14.18)	1:42.45 [1] (0:15.18)	1:27.27 [1] (0:15.16)	1:12.10 [1] (0:14.98)	0:57.12 [1] (0:14.44)	0:42.68 [1] (0:14.30)	0:28.39 [1] (0:13.97)	0:14.42 [1] (0:14.42)
Average Speed [km/h]	55.0	51.1	51.3	47.4	47.9	48.6	49.9	50.7	51.8	50.0
Top Speed [km/h]	55.6	54.1	53.3	50.4	48.9	49.2	50.1	52.1	52.5	50.8
Avg. Dist. to Rail [m]	6.2	4.4	1.5	3.6	1.2	1.6	1.5	1.2	0.9	1.9



[] Ranking at each section and finish
 -:-:- No data available at this section
 NA No data available

Horse/Jockey Name	Chiggys/B N Orange
Finish Rank	2
Fastest Section Time (Section)	0:13.88 (400-200)
Top Speed [km/h] (Section)	54.9 (1980 - 1800)
Race State	Finished



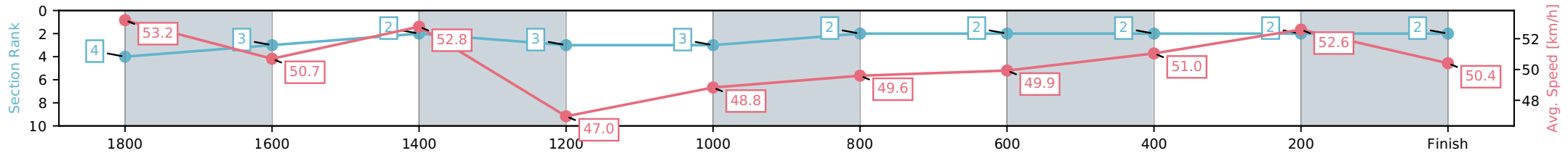
NZ Metropolitan Trotting Club Inc Harness
 Race 6: AVON CITY FORD NZ WELCOME STAKES (MOBILE PACE) (Gr1) - 1980m



22 May 2026 - 7:38PM

Weather: Cloudy

Section	L1980	L1800	L1600	L1400	L1200	L1000	L800	L600	L400	L200
Section Times	2:22.44 (0:11.70)	2:10.74 [4] (0:14.56)	1:56.18 [3] (0:13.94)	1:42.24 [2] (0:15.33)	1:26.90 [3] (0:15.08)	1:11.82 [3] (0:14.87)	0:56.96 [2] (0:14.42)	0:42.54 [2] (0:14.37)	0:28.17 [2] (0:13.88)	0:14.28 [2] (0:14.28)
Average Speed [km/h]	53.2	50.7	52.8	47.0	48.8	49.6	49.9	51.0	52.6	50.4
Top Speed [km/h]	54.9	52.7	54.6	49.3	49.6	50.1	50.1	52.1	52.7	52.4
Avg. Dist. to Rail [m]	7.9	4.4	3.1	5.7	2.9	3.1	3.1	2.8	2.3	3.7



- [] Ranking at each section and finish
- :-:- No data available at this section
- NA No data available

Horse/Jockey Name	Roger That/C J Dalgety
Finish Rank	3
Fastest Section Time (Section)	0:14.19 (1600-1400)
Top Speed [km/h] (Section)	55.8 (1980 - 1800)
Race State	Finished



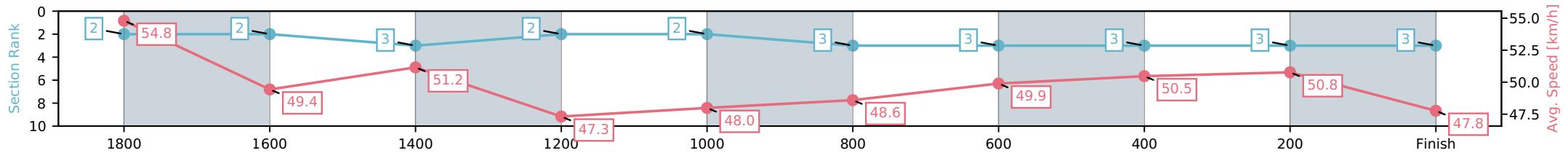
NZ Metropolitan Trotting Club Inc Harness
 Race 6: AVON CITY FORD NZ WELCOME STAKES (MOBILE PACE) (Gr1) - 1980m



22 May 2026 - 7:38PM

Weather: Cloudy

Section	L1980	L1800	L1600	L1400	L1200	L1000	L800	L600	L400	L200
Section Times	2:23.68 (0:11.32)	2:12.36 [2] (0:14.73)	1:57.63 [2] (0:14.19)	1:43.44 [3] (0:15.22)	1:28.22 [2] (0:15.14)	1:13.08 [2] (0:14.98)	0:58.10 [3] (0:14.42)	0:43.67 [3] (0:14.36)	0:29.31 [3] (0:14.25)	0:15.06 [3] (0:15.06)
Average Speed [km/h]	54.8	49.4	51.2	47.3	48.0	48.6	49.9	50.5	50.8	47.8
Top Speed [km/h]	55.8	52.8	53.4	50.4	48.9	49.3	50.2	51.7	51.7	49.6
Avg. Dist. to Rail [m]	4.0	2.0	1.3	3.7	1.2	1.5	1.5	1.1	1.0	2.3



- [] Ranking at each section and finish
- :-:- No data available at this section
- NA No data available

Horse/Jockey Name	A Mako Man/S E O'Reilly
Finish Rank	4
Fastest Section Time (Section)	0:14.40 (1600-1400)
Top Speed [km/h] (Section)	52.8 (1980 - 1800)
Race State	Finished



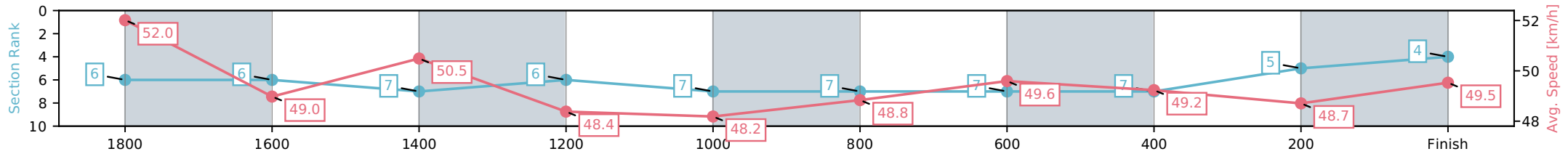
NZ Metropolitan Trotting Club Inc Harness
 Race 6: AVON CITY FORD NZ WELCOME STAKES (MOBILE PACE) (Gr1) - 1980m



22 May 2026 - 7:38PM

Weather: Cloudy

Section	L1980	L1800	L1600	L1400	L1200	L1000	L800	L600	L400	L200
Section Times	2:24.91 (0:12.05)	2:12.86 [6] (0:14.88)	1:57.97 [6] (0:14.40)	1:43.58 [7] (0:14.88)	1:28.70 [6] (0:15.12)	1:13.58 [7] (0:14.89)	0:58.69 [7] (0:14.53)	0:44.16 [7] (0:14.73)	0:29.43 [7] (0:14.90)	0:14.53 [5] (0:14.53)
Average Speed [km/h]	52.0	49.0	50.5	48.4	48.2	48.8	49.6	49.2	48.7	49.5
Top Speed [km/h]	52.8	50.2	52.5	52.6	49.0	49.7	50.4	49.9	50.0	50.2
Avg. Dist. to Rail [m]	6.2	2.5	1.4	3.4	1.5	1.3	1.4	1.1	1.3	1.3



- [] Ranking at each section and finish
- :-:- No data available at this section
- NA No data available

Horse/Jockey Name	Captain Tui/J C Morrison
Finish Rank	5
Fastest Section Time (Section)	0:14.31 (800-600)
Top Speed [km/h] (Section)	53.1 (1980 - 1800)
Race State	Finished



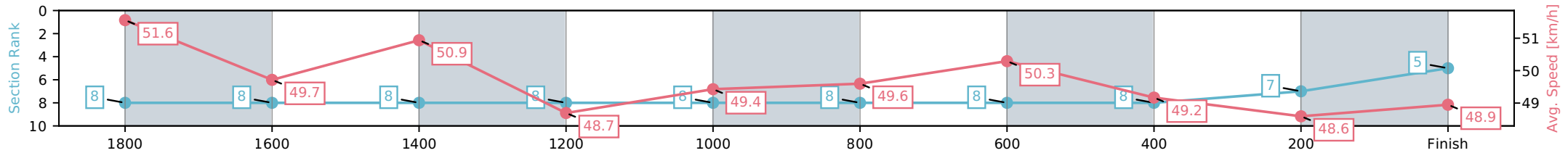
NZ Metropolitan Trotting Club Inc Harness
 Race 6: AVON CITY FORD NZ WELCOME STAKES (MOBILE PACE) (Gr1) - 1980m



22 May 2026 - 7:38PM

Weather: Cloudy

Section	L1980	L1800	L1600	L1400	L1200	L1000	L800	L600	L400	L200
Section Times	2:25.42 (0:12.38)	2:13.04 [8] (0:14.98)	1:58.07 [8] (0:14.44)	1:43.62 [8] (0:14.80)	1:28.83 [8] (0:14.99)	1:13.84 [8] (0:14.92)	0:58.92 [8] (0:14.31)	0:44.61 [8] (0:14.95)	0:29.66 [8] (0:14.96)	0:14.70 [7] (0:14.70)
Average Speed [km/h]	51.6	49.7	50.9	48.7	49.4	49.6	50.3	49.2	48.6	48.9
Top Speed [km/h]	53.1	50.6	51.7	51.5	50.3	51.1	51.2	49.6	50.2	49.8
Avg. Dist. to Rail [m]	12.9	6.0	3.0	5.8	3.6	3.4	3.3	2.9	1.6	2.4



- [] Ranking at each section and finish
- :-:- No data available at this section
- NA No data available

Horse/Jockey Name	Metro Boy/T M Williams
Finish Rank	6
Fastest Section Time (Section)	0:14.10 (1600-1400)
Top Speed [km/h] (Section)	53.0 (1980 - 1800)
Race State	Finished



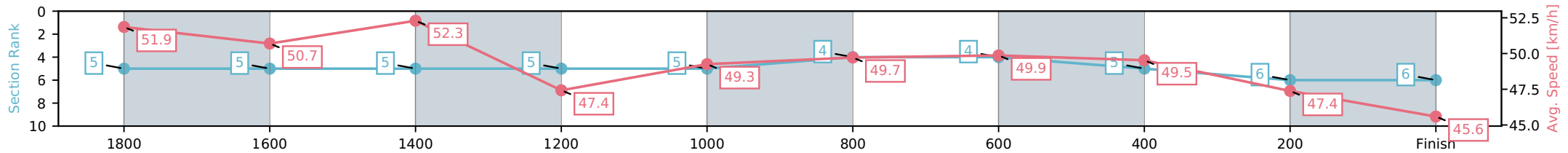
NZ Metropolitan Trotting Club Inc Harness
 Race 6: AVON CITY FORD NZ WELCOME STAKES (MOBILE PACE) (Gr1) - 1980m



22 May 2026 - 7:38PM

Weather: Cloudy

Section	L1980	L1800	L1600	L1400	L1200	L1000	L800	L600	L400	L200
Section Times	2:26.36 (0:12.05)	2:14.31 [5] (0:14.60)	1:59.71 [5] (0:14.10)	1:45.61 [5] (0:15.18)	1:30.43 [5] (0:15.02)	1:15.41 [5] (0:14.84)	1:00.57 [4] (0:14.44)	0:46.13 [4] (0:14.84)	0:31.29 [5] (0:15.52)	0:15.77 [6] (0:15.77)
Average Speed [km/h]	51.9	50.7	52.3	47.4	49.3	49.7	49.9	49.5	47.4	45.6
Top Speed [km/h]	53.0	52.4	52.8	51.8	50.1	50.5	50.3	49.8	49.2	46.2
Avg. Dist. to Rail [m]	8.9	4.7	3.3	5.8	3.3	3.3	3.3	2.9	3.3	6.1



- [] Ranking at each section and finish
- :-:- No data available at this section
- NA No data available

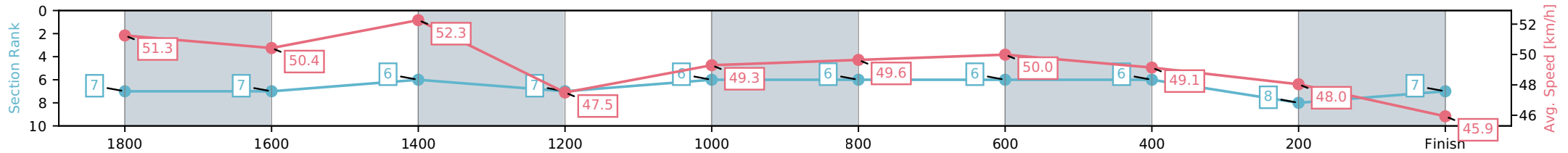
Horse/Jockey Name	Not Guilty/R J Butt
Finish Rank	7
Fastest Section Time (Section)	0:14.10 (1600-1400)
Top Speed [km/h] (Section)	53.2 (1600-1400)
Race State	Finished



NZ Metropolitan Trotting Club Inc Harness
 Race 6: AVON CITY FORD NZ WELCOME STAKES (MOBILE PACE) (Gr1) - 1980m
 22 May 2026 - 7:38PM
 Weather: Cloudy



Section	L1980	L1800	L1600	L1400	L1200	L1000	L800	L600	L400	L200
Section Times	2:26.47 (0:12.32)	2:14.16 [7] (0:14.69)	1:59.47 [7] (0:14.10)	1:45.37 [6] (0:15.15)	1:30.22 [7] (0:14.98)	1:15.23 [6] (0:14.89)	1:00.35 [6] (0:14.40)	0:45.95 [6] (0:14.96)	0:30.99 [6] (0:15.35)	0:15.64 [8] (0:15.64)
Average Speed [km/h]	51.3	50.4	52.3	47.5	49.3	49.6	50.0	49.1	48.0	45.9
Top Speed [km/h]	52.4	51.8	53.2	52.3	50.2	50.7	50.6	49.6	49.3	47.6
Avg. Dist. to Rail [m]	10.5	4.7	3.1	5.7	3.3	3.3	3.2	2.9	4.0	7.7



- [] Ranking at each section and finish
- :-:- No data available at this section
- NA No data available

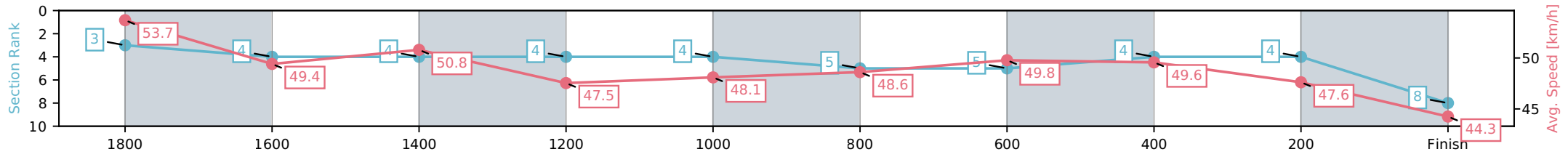
Horse/Jockey Name	Maddisons Speedy/S J Thornley
Finish Rank	8
Fastest Section Time (Section)	0:14.30 (1600-1400)
Top Speed [km/h] (Section)	55.2 (1980 - 1800)
Race State	Finished



NZ Metropolitan Trotting Club Inc Harness
 Race 6: AVON CITY FORD NZ WELCOME STAKES (MOBILE PACE) (Gr1) - 1980m
 22 May 2026 - 7:38PM
 Weather: Cloudy



Section	L1980	L1800	L1600	L1400	L1200	L1000	L800	L600	L400	L200
Section Times	2:26.48 (0:11.63)	2:14.85 [3] (0:14.70)	2:00.15 [4] (0:14.30)	1:45.85 [4] (0:15.15)	1:30.70 [4] (0:15.14)	1:15.56 [4] (0:14.95)	1:00.61 [5] (0:14.47)	0:46.14 [5] (0:14.64)	0:31.50 [4] (0:15.26)	0:16.24 [4] (0:16.24)
Average Speed [km/h]	53.7	49.4	50.8	47.5	48.1	48.6	49.8	49.6	47.6	44.3
Top Speed [km/h]	55.2	51.5	52.4	51.4	49.2	49.3	50.5	49.8	49.8	45.4
Avg. Dist. to Rail [m]	2.7	1.6	1.4	3.4	1.4	1.3	1.5	1.3	1.7	3.9



[] Ranking at each section and finish
 -:-:- No data available at this section
 NA No data available