



NZ Metropolitan Trotting Club Inc Harness

Race 7: YABBY DAM FARMS HEATHER WILLIAMS MEMORIAL (MOBILE TROT) (Gr3) - 1980m

22 May 2026 - 8:08PM

Weather: Cloudy



| | | | | | | | | |
|--------------|-----------|-----------|-----------|-----------|-----------|-----------|-----------|-----------|
| Field Times | 2:26.80 | 2:15.43 | 2:00.20 | 1:44.51 | 1:29.51 | 1:13.67 | 0:58.24 | 0:43.11 |
| (Race Tempo) | (0:11.37) | (0:15.23) | (0:15.69) | (0:15.00) | (0:15.84) | (0:15.43) | (0:15.13) | (0:14.73) |

| Rank | TAB# | Horse | Overall Time | First 400m | Top Speed km/h (Section) | L1980 | L1800 | L1600 | L1400 | L1200 | L1000 | L800 | L600 |
|------|--------|----------------|---------------|------------|--------------------------|--------------|--------------|--------------|--------------|--------------|--------------|--------------|--------------|
| | (BAR#) | Driver | Margin (DT-W) | Last 600m | Fastest Section (Time) | Start - 1800 | 1800 - 1600 | 1600 - 1400 | 1400 - 1200 | 1200 - 1000 | 1000 - 800 | 800 - 600 | 600 - 400 |
| 1 | 9 | Eurostyle | 2:26.80 | 0:29.10 | 52.4 (200-0) | 2:26.80 | 2:14.77 [5] | 1:59.76 [3] | 1:44.50 [2] | 1:29.51 [1] | 1:13.67 [1] | 0:58.24 [1] | 0:43.11 [1] |
| | (9) | K A Butt | | 0:43.11 | 200-0 (0:14.18) | (0:12.03) | (0:15.02) | (0:15.26) | (0:14.99) | (0:15.84) | (0:15.43) | (0:15.13) | (0:14.73) |
| 2 | 11 | Freya | 2:27.34 | 0:29.39 | 54.2 (1980 - 1800) | 2:27.34 | 2:15.21 [8] | 1:59.72 [7] | 1:44.11 [6] | 1:29.00 [6] | 1:13.26 [6] | 0:57.91 [5] | 0:42.94 [5] |
| | (11) | B T Hope | 3.1L (+9) | 0:42.94 | 200-0 (0:14.14) | (0:12.13) | (0:15.49) | (0:15.61) | (0:15.11) | (0:15.74) | (0:15.35) | (0:14.98) | (0:14.45) |
| 3 | 7 | Princess Sadie | 2:27.35 | 0:28.97 | 56.1 (1980 - 1800) | 2:27.35 | 2:15.98 [1] | 2:00.60 [2] | 1:44.75 [3] | 1:29.43 [3] | 1:13.61 [3] | 0:58.18 [4] | 0:43.04 [4] |
| | (7) | M J Williamson | 3.1L (-8) | 0:43.04 | 200-0 (0:14.06) | (0:11.37) | (0:15.38) | (0:15.86) | (0:15.32) | (0:15.82) | (0:15.42) | (0:15.15) | (0:14.70) |
| 4 | 13 | Dash Dosh | 2:27.42 | 0:30.29 | 55.3 (200-0) | 2:27.42 | 2:14.81 [13] | 1:58.97 [14] | 1:43.16 [13] | 1:28.08 [12] | 1:12.38 [11] | 0:57.08 [11] | 0:42.03 [11] |
| | (13) | John R Dunn | 3.5L (+15) | 0:42.03 | 200-0 (0:13.66) | (0:12.61) | (0:15.84) | (0:15.81) | (0:15.08) | (0:15.71) | (0:15.30) | (0:15.05) | (0:14.49) |
| 5 | 8 | Hidden Talent | 2:27.45 | 0:28.71 | 53.5 (1980 - 1800) | 2:27.45 | 2:15.66 [3] | 2:00.85 [1] | 1:45.16 [1] | 1:29.85 [2] | 1:14.03 [2] | 0:58.59 [2] | 0:43.45 [2] |
| | (8) | N P Williamson | 3.7L (-5) | 0:43.45 | 400-200 (0:14.32) | (0:11.79) | (0:14.81) | (0:15.69) | (0:15.31) | (0:15.82) | (0:15.43) | (0:15.15) | (0:14.71) |
| 6 | 10 | Julie Jaccka | 2:28.10 | 0:29.64 | 52.6 (1980 - 1800) | 2:28.10 | 2:15.69 [11] | 2:00.16 [9] | 1:44.50 [9] | 1:29.42 [8] | 1:13.71 [7] | 0:58.37 [7] | 0:43.37 [7] |
| | (10) | T M Williams | 7.5L (+10) | 0:43.37 | 400-200 (0:14.25) | (0:12.41) | (0:15.53) | (0:15.66) | (0:15.07) | (0:15.72) | (0:15.34) | (0:15.00) | (0:14.49) |
| 7 | 14 | Nellie Doyle | 2:28.17 | 0:30.21 | 53.6 (200-0) | 2:28.17 | 2:15.60 [12] | 1:59.78 [13] | 1:43.79 [14] | 1:28.50 [13] | 1:12.74 [13] | 0:57.50 [13] | 0:42.44 [13] |
| | (14) | B N Orange | 7.8L (+18) | 0:42.44 | 200-0 (0:13.70) | (0:12.57) | (0:15.81) | (0:15.99) | (0:15.29) | (0:15.76) | (0:15.24) | (0:15.06) | (0:14.53) |
| 8 | 1 | Dynasty | 2:28.18 | 0:29.48 | 53.3 (1980 - 1800) | 2:28.18 | 2:16.12 [6] | 2:00.80 [6] | 1:44.95 [7] | 1:29.65 [7] | 1:13.78 [8] | 0:58.43 [8] | 0:43.28 [8] |
| | (1) | R J Butt | 7.9L (-1) | 0:43.29 | 400-200 (0:14.23) | (0:12.06) | (0:15.32) | (0:15.85) | (0:15.30) | (0:15.87) | (0:15.36) | (0:15.15) | (0:14.68) |
| 9 | 12 | Ah Dinnae Ken | 2:28.54 | 0:29.62 | 51.9 (200-0) | 2:28.54 | 2:15.88 [14] | 2:00.66 [8] | 1:44.98 [8] | 1:29.72 [9] | 1:13.69 [10] | 0:58.44 [10] | 0:43.23 [10] |
| | (12) | C R Ferguson | 10.0L (-9) | 0:43.22 | 200-0 (0:14.22) | (0:12.66) | (0:15.22) | (0:15.68) | (0:15.27) | (0:16.02) | (0:15.25) | (0:15.21) | (0:14.53) |
| 10 | 2 | Silverlinings | 2:28.88 | 0:29.23 | 54.3 (1980 - 1800) | 2:28.88 | 2:17.21 [2] | 2:01.83 [4] | 1:45.96 [4] | 1:30.66 [5] | 1:14.80 [5] | 0:59.42 [6] | 0:44.21 [6] |
| | (2) | S J Thornley | 11.9L (-10) | 0:44.21 | 400-200 (0:14.43) | (0:11.67) | (0:15.39) | (0:15.86) | (0:15.31) | (0:15.85) | (0:15.39) | (0:15.21) | (0:14.87) |

Report Created: Fri 22 May 2026

(Note: Races are conducted over an approximate distance as close as possible to the advertised distance, and recorded data may vary accordingly. Official times refer to race times only and do not include handicap times.)

[] Position in running at each section and finish TAB# Saddle cloth number

:-:-- No data available at this section

NA No data available

DNT Did not track

BAR# Barrier/Gate Position

DNF Did not finish

DT-W Distance travelled compared to winner in metres

Fastest split

Fastest section



NZ Metropolitan Trotting Club Inc Harness
 Race 7: YABBY DAM FARMS HEATHER WILLIAMS MEMORIAL (MOBILE TROT) (Gr3) - 1980m
 22 May 2026 - 8:08PM



Weather: Cloudy

Field Times (Race Tempo) 2:26.80 (0:11.37) 2:15.43 (0:15.23) 2:00.20 (0:15.69) 1:44.51 (0:15.00) 1:29.51 (0:15.84) 1:13.67 (0:15.43) 0:58.24 (0:15.13) 0:43.11 (0:14.73)

| Rank | TAB# | Horse | Overall Time | First 400m | Top Speed km/h (Section) | L1980 | L1800 | L1600 | L1400 | L1200 | L1000 | L800 | L600 |
|------|--------|-----------------|---------------|------------|--------------------------|--------------|--------------|--------------|--------------|--------------|--------------|--------------|--------------|
| | (BAR#) | Driver | Margin (DT-W) | Last 600m | Fastest Section (Time) | Start - 1800 | 1800 - 1600 | 1600 - 1400 | 1400 - 1200 | 1200 - 1000 | 1000 - 800 | 800 - 600 | 600 - 400 |
| 11 | 3 | Royal Gypsy | 2:29.67 | 0:30.39 | 51.9 (1980 - 1800) | 2:29.67 | 2:17.30 [10] | 2:01.41 [12] | 1:45.57 [12] | 1:30.44 [11] | 1:14.35 [12] | 0:59.09 [12] | 0:43.99 [12] |
| | (3) | S J Ottley | 16.4L (-6) | 0:43.98 | 600-400 (0:14.52) | (0:12.37) | (0:15.89) | (0:15.84) | (0:15.12) | (0:16.10) | (0:15.26) | (0:15.10) | (0:14.52) |
| 12 | 6 | Practical Magic | 2:30.23 | 0:30.05 | 52.0 (1980 - 1800) | 2:30.23 | 2:17.97 [9] | 2:02.29 [10] | 1:46.17 [11] | 1:30.35 [14] | 1:14.44 [14] | 0:59.09 [14] | 0:44.17 [14] |
| | (6) | Brad Williamson | 19.6L (+11) | 0:44.17 | 400-200 (0:14.51) | (0:12.26) | (0:15.69) | (0:16.12) | (0:15.81) | (0:15.91) | (0:15.35) | 0:14.92 | (0:14.59) |
| 13 | 5 | Vertigo | 2:31.29 | 0:30.34 | 52.8 (1980 - 1800) | 2:31.29 | 2:19.20 [7] | 2:03.16 [11] | 1:47.38 [10] | 1:32.30 [10] | 1:16.60 [9] | 1:01.26 [9] | 0:46.20 [9] |
| | (5) | L D McCormick | 25.6L (+10) | 0:46.20 | 600-400 (0:14.91) | (0:12.09) | (0:16.05) | (0:15.77) | (0:15.09) | 0:15.70 | (0:15.34) | (0:15.06) | (0:14.91) |
| 14 | 4 | Mavis Jones | 2:31.96 | 0:29.52 | 54.2 (1980 - 1800) | 2:31.96 | 2:20.13 [4] | 2:04.63 [5] | 1:49.04 [5] | 1:33.93 [4] | 1:18.18 [4] | 1:02.86 [3] | 0:47.74 [3] |
| | (4) | R T May | 29.5L (+7) | 0:47.74 | 400-200 (0:15.09) | (0:11.83) | (0:15.50) | (0:15.60) | (0:15.10) | (0:15.75) | (0:15.32) | (0:15.12) | (0:15.27) |

Report Created: Fri 22 May 2026

(Note: Races are conducted over an approximate distance as close as possible to the advertised distance, and recorded data may vary accordingly. Official times refer to race times only and do not include handicap times.)

[] Position in running at each section and finish TAB# Saddle cloth number
 -:-:- No data available at this section BAR# Barrier/Gate Position
 NA No data available DNF Did not finish
 DNT Did not track DT-W Distance travelled compared to winner in metres

Fastest split
 Fastest section



NZ Metropolitan Trotting Club Inc Harness

Race 7: YABBY DAM FARMS HEATHER WILLIAMS MEMORIAL (MOBILE TROT) (Gr3) - 1980m

22 May 2026 - 8:08PM

Weather: Cloudy



Field Times 0:28.37 0:14.18
(Race Tempo) (0:14.20) (0:14.18)

| Rank | TAB# | Horse | Overall Time | First 400m | Top Speed km/h (Section) | L400 | L200 | | | | | | |
|------|--------|----------------|---------------|------------|--------------------------|--------------|--------------|--|--|--|--|--|--|
| | (BAR#) | Driver | Margin (DT-W) | Last 600m | Fastest Section (Time) | 400 - 200 | 200 - Finish | | | | | | |
| 1 | 9 | Eurostyle | 2:26.80 | 0:29.10 | 52.4 (200-0) | 0:28.37 [1] | 0:14.18 [1] | | | | | | |
| | (9) | K A Butt | | 0:43.11 | 200-0 (0:14.18) | (0:14.20) | (0:14.18) | | | | | | |
| 2 | 11 | Freya | 2:27.34 | 0:29.39 | 54.2 (1980 - 1800) | 0:28.49 [3] | 0:14.14 [3] | | | | | | |
| | (11) | B T Hope | 3.1L (+9) | 0:42.94 | 200-0 (0:14.14) | (0:14.35) | (0:14.14) | | | | | | |
| 3 | 7 | Princess Sadie | 2:27.35 | 0:28.97 | 56.1 (1980 - 1800) | 0:28.34 [4] | 0:14.06 [4] | | | | | | |
| | (7) | M J Williamson | 3.1L (-8) | 0:43.04 | 200-0 (0:14.06) | (0:14.28) | (0:14.06) | | | | | | |
| 4 | 13 | Dash Dosh | 2:27.42 | 0:30.29 | 55.3 (200-0) | 0:27.54 [10] | 0:13.66 [6] | | | | | | |
| | (13) | John R Dunn | 3.5L (+15) | 0:42.03 | 200-0 (0:13.66) | (0:13.88) | (0:13.66) | | | | | | |
| 5 | 8 | Hidden Talent | 2:27.45 | 0:28.71 | 53.5 (1980 - 1800) | 0:28.74 [2] | 0:14.42 [2] | | | | | | |
| | (8) | N P Williamson | 3.7L (-5) | 0:43.45 | 400-200 (0:14.32) | (0:14.32) | (0:14.42) | | | | | | |
| 6 | 10 | Julie Jaccka | 2:28.10 | 0:29.64 | 52.6 (1980 - 1800) | 0:28.88 [5] | 0:14.63 [5] | | | | | | |
| | (10) | T M Williams | 7.5L (+10) | 0:43.37 | 400-200 (0:14.25) | (0:14.25) | (0:14.63) | | | | | | |
| 7 | 14 | Nellie Doyle | 2:28.17 | 0:30.21 | 53.6 (200-0) | 0:27.91 [13] | 0:13.70 [10] | | | | | | |
| | (14) | B N Orange | 7.8L (+18) | 0:42.44 | 200-0 (0:13.70) | (0:14.21) | (0:13.70) | | | | | | |
| 8 | 1 | Dynasty | 2:28.18 | 0:29.48 | 53.3 (1980 - 1800) | 0:28.60 [8] | 0:14.38 [7] | | | | | | |
| | (1) | R J Butt | 7.9L (-1) | 0:43.29 | 400-200 (0:14.23) | (0:14.23) | (0:14.38) | | | | | | |
| 9 | 12 | Ah Dinnae Ken | 2:28.54 | 0:29.62 | 51.9 (200-0) | 0:28.70 [9] | 0:14.22 [9] | | | | | | |
| | (12) | C R Ferguson | 10.0L (-9) | 0:43.22 | 200-0 (0:14.22) | (0:14.47) | (0:14.22) | | | | | | |
| 10 | 2 | Silverlinings | 2:28.88 | 0:29.23 | 54.3 (1980 - 1800) | 0:29.34 [7] | 0:14.91 [8] | | | | | | |
| | (2) | S J Thornley | 11.9L (-10) | 0:44.21 | 400-200 (0:14.43) | (0:14.43) | (0:14.91) | | | | | | |

Report Created: Fri 22 May 2026

(Note: Races are conducted over an approximate distance as close as possible to the advertised distance, and recorded data may vary accordingly. Official times refer to race times only and do not include handicap times.)

[] Position in running at each section and finish TAB# Saddle cloth number

:-:-- No data available at this section

NA No data available

DNT Did not track

BAR# Barrier/Gate Position

DNF Did not finish

DT-W Distance travelled compared to winner in metres

Fastest split

Fastest section



NZ Metropolitan Trotting Club Inc Harness
 Race 7: YABBY DAM FARMS HEATHER WILLIAMS MEMORIAL (MOBILE TROT) (Gr3) - 1980m
 22 May 2026 - 8:08PM



Weather: Cloudy

Field Times 0:28.37 0:14.18
 (Race Tempo) (0:14.20) (0:14.18)

| Rank | TAB# | Horse | Overall Time | First 400m | Top Speed km/h (Section) | L400 | L200 | | | | | | |
|------|--------|-----------------|---------------|------------|--------------------------|--------------|--------------|--|--|--|--|--|--|
| | (BAR#) | Driver | Margin (DT-W) | Last 600m | Fastest Section (Time) | 400 - 200 | 200 - Finish | | | | | | |
| 11 | 3 | Royal Gypsy | 2:29.67 | 0:30.39 | 51.9 (1980 - 1800) | 0:29.46 [12] | 0:14.91 [12] | | | | | | |
| | (3) | S J Ottley | 16.4L (-6) | 0:43.98 | 600-400 (0:14.52) | (0:14.55) | (0:14.91) | | | | | | |
| 12 | 6 | Practical Magic | 2:30.23 | 0:30.05 | 52.0 (1980 - 1800) | 0:29.58 [14] | 0:15.07 [13] | | | | | | |
| | (6) | Brad Williamson | 19.6L (+11) | 0:44.17 | 400-200 (0:14.51) | (0:14.51) | (0:15.07) | | | | | | |
| 13 | 5 | Vertigo | 2:31.29 | 0:30.34 | 52.8 (1980 - 1800) | 0:31.29 [11] | 0:16.08 [14] | | | | | | |
| | (5) | L D McCormick | 25.6L (+10) | 0:46.20 | 600-400 (0:14.91) | (0:15.21) | (0:16.08) | | | | | | |
| 14 | 4 | Mavis Jones | 2:31.96 | 0:29.52 | 54.2 (1980 - 1800) | 0:32.47 [6] | 0:17.38 [11] | | | | | | |
| | (4) | R T May | 29.5L (+7) | 0:47.74 | 400-200 (0:15.09) | (0:15.09) | (0:17.38) | | | | | | |

Report Created: Fri 22 May 2026

(Note: Races are conducted over an approximate distance as close as possible to the advertised distance, and recorded data may vary accordingly. Official times refer to race times only and do not include handicap times.)

- [] Position in running at each section and finish TAB# Saddle cloth number
- No data available at this section BAR# Barrier/Gate Position
- NA No data available DNF Did not finish
- DNT Did not track DT-W Distance travelled compared to winner in metres

- Fastest split
- Fastest section

| | |
|--------------------------------|--------------------|
| Horse/Jockey Name | Eurostyle/K A Butt |
| Finish Rank | 1 |
| Fastest Section Time (Section) | 0:14.18 (200-0) |
| Top Speed [km/h] (Section) | 52.4 (200-0) |
| Race State | Finished |



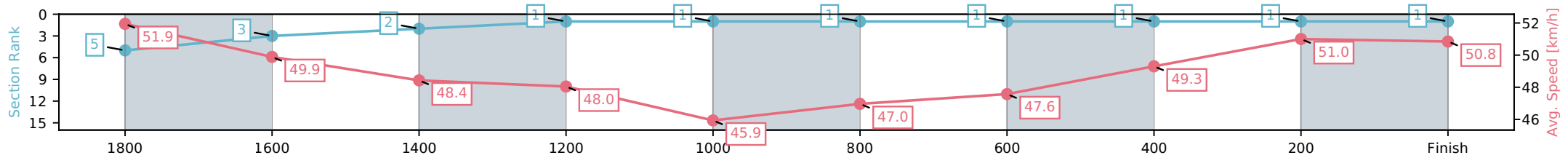
NZ Metropolitan Trotting Club Inc Harness
 Race 7: YABBY DAM FARMS HEATHER WILLIAMS
 MEMORIAL (MOBILE TROT) (Gr3) - 1980m



22 May 2026 - 8:08PM

Weather: Cloudy

| Section | L1980 | L1800 | L1600 | L1400 | L1200 | L1000 | L800 | L600 | L400 | L200 |
|------------------------|----------------------|--------------------------|--------------------------|--------------------------|--------------------------|--------------------------|--------------------------|--------------------------|--------------------------|--------------------------|
| Section Times | 2:26.80 (0:12.03) | 2:14.77 [5] (0:15.02) | 1:59.76 [3] (0:15.26) | 1:44.50 [2] (0:14.99) | 1:29.51 [1] (0:15.84) | 1:13.67 [1] (0:15.43) | 0:58.24 [1] (0:15.13) | 0:43.11 [1] (0:14.73) | 0:28.37 [1] (0:14.20) | 0:14.18 [1] (0:14.18) |
| Average Speed [km/h] | 51.9 | 49.9 | 48.4 | 48.0 | 45.9 | 47.0 | 47.6 | 49.3 | 51.0 | 50.8 |
| Top Speed [km/h] | 52.3 | 51.8 | 49.1 | 49.4 | 46.9 | 47.3 | 48.3 | 50.0 | 52.0 | 52.4 |
| Avg. Dist. to Rail [m] | 14.4 | 6.8 | 3.5 | 4.8 | 1.5 | 1.1 | 1.5 | 1.5 | 1.2 | 4.2 |



- [] Ranking at each section and finish
- :-:- No data available at this section
- NA No data available

| | |
|--------------------------------|--------------------|
| Horse/Jockey Name | Freya/B T Hope |
| Finish Rank | 2 |
| Fastest Section Time (Section) | 0:14.14 (200-0) |
| Top Speed [km/h] (Section) | 54.2 (1980 - 1800) |
| Race State | Finished |



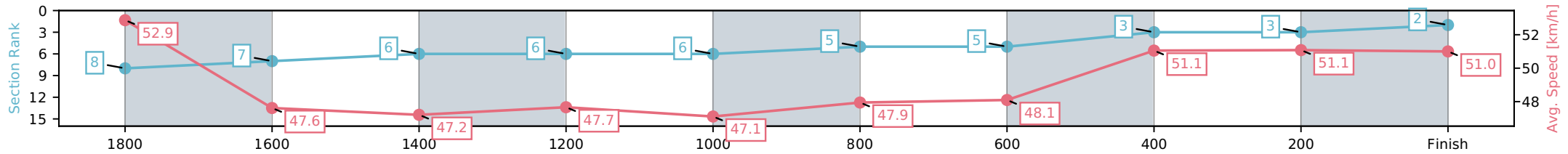
NZ Metropolitan Trotting Club Inc Harness
 Race 7: YABBY DAM FARMS HEATHER WILLIAMS
 MEMORIAL (MOBILE TROT) (Gr3) - 1980m



22 May 2026 - 8:08PM

Weather: Cloudy

| Section | L1980 | L1800 | L1600 | L1400 | L1200 | L1000 | L800 | L600 | L400 | L200 |
|------------------------|----------------------|--------------------------|--------------------------|--------------------------|--------------------------|--------------------------|--------------------------|--------------------------|--------------------------|--------------------------|
| Section Times | 2:27.34 (0:12.13) | 2:15.21 [8] (0:15.49) | 1:59.72 [7] (0:15.61) | 1:44.11 [6] (0:15.11) | 1:29.00 [6] (0:15.74) | 1:13.26 [6] (0:15.35) | 0:57.91 [5] (0:14.98) | 0:42.94 [5] (0:14.45) | 0:28.49 [3] (0:14.35) | 0:14.14 [3] (0:14.14) |
| Average Speed [km/h] | 52.9 | 47.6 | 47.2 | 47.7 | 47.1 | 47.9 | 48.1 | 51.1 | 51.1 | 51.0 |
| Top Speed [km/h] | 54.2 | 49.9 | 48.1 | 48.1 | 47.7 | 49.1 | 50.1 | 51.3 | 51.5 | 51.7 |
| Avg. Dist. to Rail [m] | 3.2 | 3.6 | 3.2 | 5.9 | 3.7 | 3.1 | 4.0 | 3.9 | 2.8 | 5.0 |



- [] Ranking at each section and finish
- :-:- No data available at this section
- NA No data available

| | |
|--------------------------------|-------------------------------|
| Horse/Jockey Name | Princess Sadie/M J Williamson |
| Finish Rank | 3 |
| Fastest Section Time (Section) | 0:14.06 (200-0) |
| Top Speed [km/h] (Section) | 56.1 (1980 - 1800) |
| Race State | Finished |



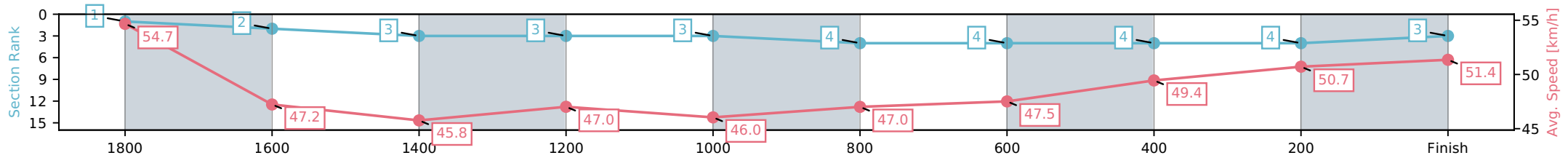
NZ Metropolitan Trotting Club Inc Harness
 Race 7: YABBY DAM FARMS HEATHER WILLIAMS
 MEMORIAL (MOBILE TROT) (Gr3) - 1980m



22 May 2026 - 8:08PM

Weather: Cloudy

| Section | L1980 | L1800 | L1600 | L1400 | L1200 | L1000 | L800 | L600 | L400 | L200 |
|------------------------|----------------------|--------------------------|--------------------------|--------------------------|--------------------------|--------------------------|--------------------------|--------------------------|--------------------------|--------------------------|
| Section Times | 2:27.35 (0:11.37) | 2:15.98 [1] (0:15.38) | 2:00.60 [2] (0:15.86) | 1:44.75 [3] (0:15.32) | 1:29.43 [3] (0:15.82) | 1:13.61 [3] (0:15.42) | 0:58.18 [4] (0:15.15) | 0:43.04 [4] (0:14.70) | 0:28.34 [4] (0:14.28) | 0:14.06 [4] (0:14.06) |
| Average Speed [km/h] | 54.7 | 47.2 | 45.8 | 47.0 | 46.0 | 47.0 | 47.5 | 49.4 | 50.7 | 51.4 |
| Top Speed [km/h] | 56.1 | 51.4 | 46.8 | 47.6 | 47.1 | 47.6 | 48.4 | 50.1 | 52.2 | 52.7 |
| Avg. Dist. to Rail [m] | 9.3 | 1.9 | 1.3 | 3.8 | 1.6 | 1.1 | 1.7 | 1.6 | 1.0 | 1.8 |



- [] Ranking at each section and finish
- :-:- No data available at this section
- NA No data available

| | |
|--------------------------------|-----------------------|
| Horse/Jockey Name | Dash Dosh/John R Dunn |
| Finish Rank | 4 |
| Fastest Section Time (Section) | 0:13.66 (200-0) |
| Top Speed [km/h] (Section) | 55.3 (200-0) |
| Race State | Finished |



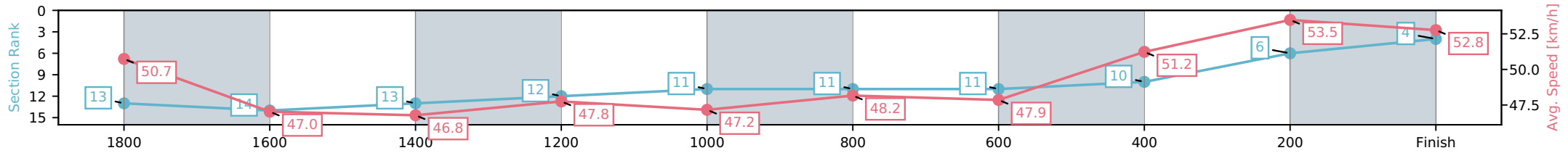
NZ Metropolitan Trotting Club Inc Harness
 Race 7: YABBY DAM FARMS HEATHER WILLIAMS
 MEMORIAL (MOBILE TROT) (Gr3) - 1980m



22 May 2026 - 8:08PM

Weather: Cloudy

| Section | L1980 | L1800 | L1600 | L1400 | L1200 | L1000 | L800 | L600 | L400 | L200 |
|------------------------|----------------------|---------------------------|---------------------------|---------------------------|---------------------------|---------------------------|---------------------------|---------------------------|---------------------------|--------------------------|
| Section Times | 2:27.42 (0:12.61) | 2:14.81 [13] (0:15.84) | 1:58.97 [14] (0:15.81) | 1:43.16 [13] (0:15.08) | 1:28.08 [12] (0:15.71) | 1:12.38 [11] (0:15.30) | 0:57.08 [11] (0:15.05) | 0:42.03 [11] (0:14.49) | 0:27.54 [10] (0:13.88) | 0:13.66 [6] (0:13.66) |
| Average Speed [km/h] | 50.7 | 47.0 | 46.8 | 47.8 | 47.2 | 48.2 | 47.9 | 51.2 | 53.5 | 52.8 |
| Top Speed [km/h] | 51.9 | 49.0 | 49.2 | 48.2 | 49.1 | 49.8 | 49.3 | 52.4 | 55.2 | 55.3 |
| Avg. Dist. to Rail [m] | 6.3 | 5.2 | 3.5 | 5.9 | 3.7 | 3.1 | 4.1 | 4.4 | 4.9 | 7.6 |



- [] Ranking at each section and finish
- :-:- No data available at this section
- NA No data available

| | |
|--------------------------------|------------------------------|
| Horse/Jockey Name | Hidden Talent/N P Williamson |
| Finish Rank | 5 |
| Fastest Section Time (Section) | 0:14.32 (400-200) |
| Top Speed [km/h] (Section) | 53.5 (1980 - 1800) |
| Race State | Finished |



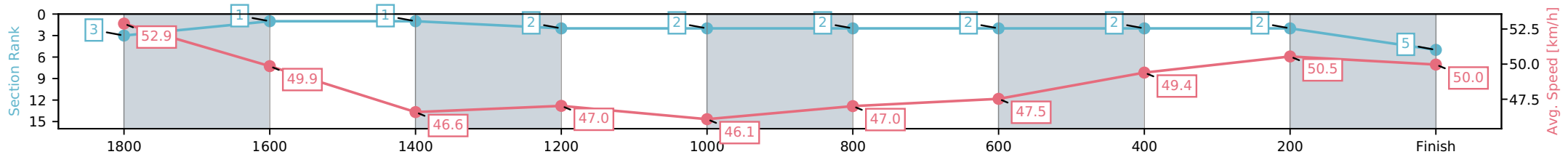
NZ Metropolitan Trotting Club Inc Harness
 Race 7: YABBY DAM FARMS HEATHER WILLIAMS
 MEMORIAL (MOBILE TROT) (Gr3) - 1980m



22 May 2026 - 8:08PM

Weather: Cloudy

| Section | L1980 | L1800 | L1600 | L1400 | L1200 | L1000 | L800 | L600 | L400 | L200 |
|------------------------|----------------------|--------------------------|--------------------------|--------------------------|--------------------------|--------------------------|--------------------------|--------------------------|--------------------------|--------------------------|
| Section Times | 2:27.45 (0:11.79) | 2:15.66 [3] (0:14.81) | 2:00.85 [1] (0:15.69) | 1:45.16 [1] (0:15.31) | 1:29.85 [2] (0:15.82) | 1:14.03 [2] (0:15.43) | 0:58.59 [2] (0:15.15) | 0:43.45 [2] (0:14.71) | 0:28.74 [2] (0:14.32) | 0:14.42 [2] (0:14.42) |
| Average Speed [km/h] | 52.9 | 49.9 | 46.6 | 47.0 | 46.1 | 47.0 | 47.5 | 49.4 | 50.5 | 50.0 |
| Top Speed [km/h] | 53.5 | 52.7 | 47.5 | 47.4 | 46.9 | 47.5 | 48.4 | 50.0 | 51.4 | 51.5 |
| Avg. Dist. to Rail [m] | 11.9 | 4.5 | 2.1 | 3.9 | 1.7 | 1.2 | 1.7 | 1.6 | 1.0 | 3.2 |



- [] Ranking at each section and finish
- :-:- No data available at this section
- NA No data available

| | |
|--------------------------------|---------------------------|
| Horse/Jockey Name | Julie Jaccka/T M Williams |
| Finish Rank | 6 |
| Fastest Section Time (Section) | 0:14.25 (400-200) |
| Top Speed [km/h] (Section) | 52.6 (1980 - 1800) |
| Race State | Finished |



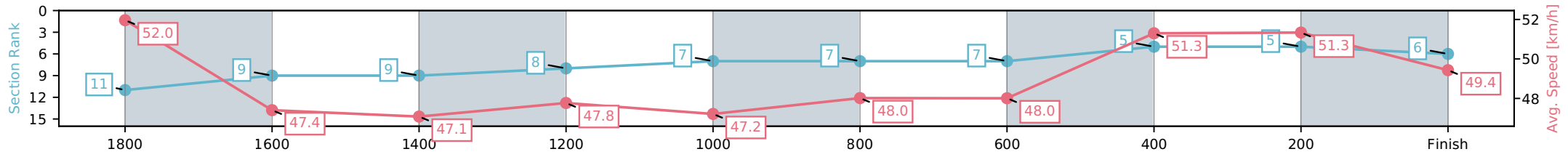
NZ Metropolitan Trotting Club Inc Harness
 Race 7: YABBY DAM FARMS HEATHER WILLIAMS
 MEMORIAL (MOBILE TROT) (Gr3) - 1980m



22 May 2026 - 8:08PM

Weather: Cloudy

| Section | L1980 | L1800 | L1600 | L1400 | L1200 | L1000 | L800 | L600 | L400 | L200 |
|------------------------|----------------------|---------------------------|--------------------------|--------------------------|--------------------------|--------------------------|--------------------------|--------------------------|--------------------------|--------------------------|
| Section Times | 2:28.10 (0:12.41) | 2:15.69 [11] (0:15.53) | 2:00.16 [9] (0:15.66) | 1:44.50 [9] (0:15.07) | 1:29.42 [8] (0:15.72) | 1:13.71 [7] (0:15.34) | 0:58.37 [7] (0:15.00) | 0:43.37 [7] (0:14.49) | 0:28.88 [5] (0:14.25) | 0:14.63 [5] (0:14.63) |
| Average Speed [km/h] | 52.0 | 47.4 | 47.1 | 47.8 | 47.2 | 48.0 | 48.0 | 51.3 | 51.3 | 49.4 |
| Top Speed [km/h] | 52.6 | 50.7 | 48.0 | 48.1 | 48.3 | 49.1 | 49.8 | 51.9 | 51.7 | 51.7 |
| Avg. Dist. to Rail [m] | 1.9 | 3.2 | 3.3 | 6.1 | 3.8 | 3.2 | 4.1 | 4.6 | 2.7 | 6.4 |



[] Ranking at each section and finish
 -:-:- No data available at this section
 NA No data available

| | |
|--------------------------------|-------------------------|
| Horse/Jockey Name | Nellie Doyle/B N Orange |
| Finish Rank | 7 |
| Fastest Section Time (Section) | 0:13.70 (200-0) |
| Top Speed [km/h] (Section) | 53.6 (200-0) |
| Race State | Finished |



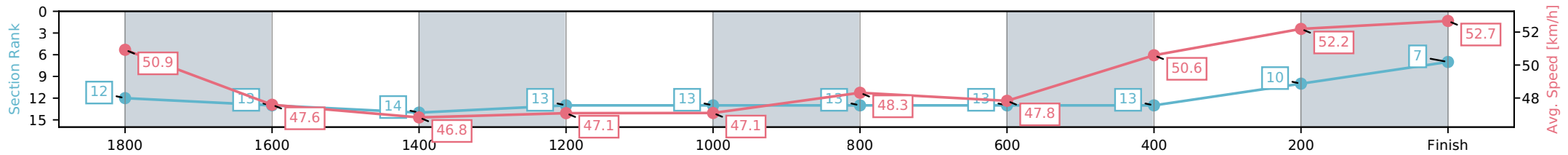
NZ Metropolitan Trotting Club Inc Harness
 Race 7: YABBY DAM FARMS HEATHER WILLIAMS
 MEMORIAL (MOBILE TROT) (Gr3) - 1980m



22 May 2026 - 8:08PM

Weather: Cloudy

| Section | L1980 | L1800 | L1600 | L1400 | L1200 | L1000 | L800 | L600 | L400 | L200 |
|------------------------|----------------------|---------------------------|---------------------------|---------------------------|---------------------------|---------------------------|---------------------------|---------------------------|---------------------------|---------------------------|
| Section Times | 2:28.17 (0:12.57) | 2:15.60 [12] (0:15.81) | 1:59.78 [13] (0:15.99) | 1:43.79 [14] (0:15.29) | 1:28.50 [13] (0:15.76) | 1:12.74 [13] (0:15.24) | 0:57.50 [13] (0:15.06) | 0:42.44 [13] (0:14.53) | 0:27.91 [13] (0:14.21) | 0:13.70 [10] (0:13.70) |
| Average Speed [km/h] | 50.9 | 47.6 | 46.8 | 47.1 | 47.1 | 48.3 | 47.8 | 50.6 | 52.2 | 52.7 |
| Top Speed [km/h] | 52.1 | 50.2 | 48.4 | 49.0 | 49.1 | 50.6 | 50.4 | 51.2 | 53.3 | 53.6 |
| Avg. Dist. to Rail [m] | 8.2 | 6.7 | 5.1 | 6.3 | 3.8 | 3.1 | 3.9 | 3.2 | 4.7 | 9.6 |



- [] Ranking at each section and finish
- :-:- No data available at this section
- NA No data available

| | |
|--------------------------------|--------------------|
| Horse/Jockey Name | Dynasty/R J Butt |
| Finish Rank | 8 |
| Fastest Section Time (Section) | 0:14.23 (400-200) |
| Top Speed [km/h] (Section) | 53.3 (1980 - 1800) |
| Race State | Finished |



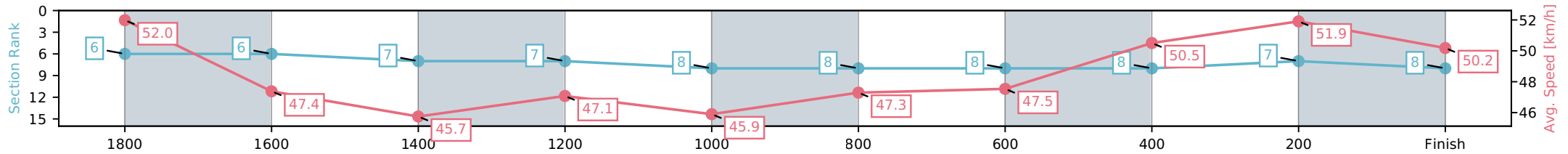
NZ Metropolitan Trotting Club Inc Harness
 Race 7: YABBY DAM FARMS HEATHER WILLIAMS
 MEMORIAL (MOBILE TROT) (Gr3) - 1980m



22 May 2026 - 8:08PM

Weather: Cloudy

| Section | L1980 | L1800 | L1600 | L1400 | L1200 | L1000 | L800 | L600 | L400 | L200 |
|------------------------|----------------------|--------------------------|--------------------------|--------------------------|--------------------------|--------------------------|--------------------------|--------------------------|--------------------------|--------------------------|
| Section Times | 2:28.18 (0:12.06) | 2:16.12 [6] (0:15.32) | 2:00.80 [6] (0:15.85) | 1:44.95 [7] (0:15.30) | 1:29.65 [7] (0:15.87) | 1:13.78 [8] (0:15.36) | 0:58.43 [8] (0:15.15) | 0:43.28 [8] (0:14.68) | 0:28.60 [8] (0:14.23) | 0:14.38 [7] (0:14.38) |
| Average Speed [km/h] | 52.0 | 47.4 | 45.7 | 47.1 | 45.9 | 47.3 | 47.5 | 50.5 | 51.9 | 50.2 |
| Top Speed [km/h] | 53.3 | 51.5 | 46.6 | 47.5 | 47.8 | 48.8 | 50.8 | 52.0 | 52.7 | 51.2 |
| Avg. Dist. to Rail [m] | 1.2 | 1.3 | 1.2 | 3.6 | 1.6 | 1.3 | 2.1 | 3.9 | 4.1 | 7.8 |



- [] Ranking at each section and finish
- :-:- No data available at this section
- NA No data available

| | |
|--------------------------------|----------------------------|
| Horse/Jockey Name | Ah Dinnae Ken/C R Ferguson |
| Finish Rank | 9 |
| Fastest Section Time (Section) | 0:14.22 (200-0) |
| Top Speed [km/h] (Section) | 51.9 (200-0) |
| Race State | Finished |



NZ Metropolitan Trotting Club Inc Harness

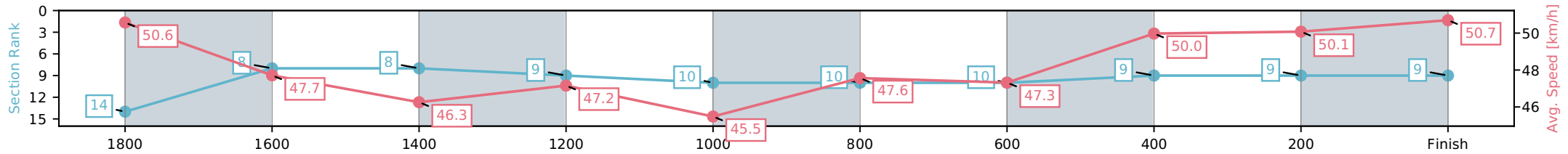
Race 7: YABBY DAM FARMS HEATHER WILLIAMS
MEMORIAL (MOBILE TROT) (Gr3) - 1980m



22 May 2026 - 8:08PM

Weather: Cloudy

| Section | L1980 | L1800 | L1600 | L1400 | L1200 | L1000 | L800 | L600 | L400 | L200 |
|------------------------|----------------------|---------------------------|--------------------------|--------------------------|--------------------------|---------------------------|---------------------------|---------------------------|--------------------------|--------------------------|
| Section Times | 2:28.54 (0:12.66) | 2:15.88 [14] (0:15.22) | 2:00.66 [8] (0:15.68) | 1:44.98 [8] (0:15.27) | 1:29.72 [9] (0:16.02) | 1:13.69 [10] (0:15.25) | 0:58.44 [10] (0:15.21) | 0:43.23 [10] (0:14.53) | 0:28.70 [9] (0:14.47) | 0:14.22 [9] (0:14.22) |
| Average Speed [km/h] | 50.6 | 47.7 | 46.3 | 47.2 | 45.5 | 47.6 | 47.3 | 50.0 | 50.1 | 50.7 |
| Top Speed [km/h] | 51.5 | 48.9 | 47.0 | 47.9 | 47.6 | 49.1 | 49.6 | 50.6 | 51.5 | 51.9 |
| Avg. Dist. to Rail [m] | 4.7 | 2.0 | 1.2 | 3.7 | 1.6 | 1.2 | 2.0 | 1.7 | 1.4 | 5.5 |



- [] Ranking at each section and finish
- :-:- No data available at this section
- NA No data available

| | |
|--------------------------------|----------------------------|
| Horse/Jockey Name | Silverlinings/S J Thornley |
| Finish Rank | 10 |
| Fastest Section Time (Section) | 0:14.43 (400-200) |
| Top Speed [km/h] (Section) | 54.3 (1980 - 1800) |
| Race State | Finished |



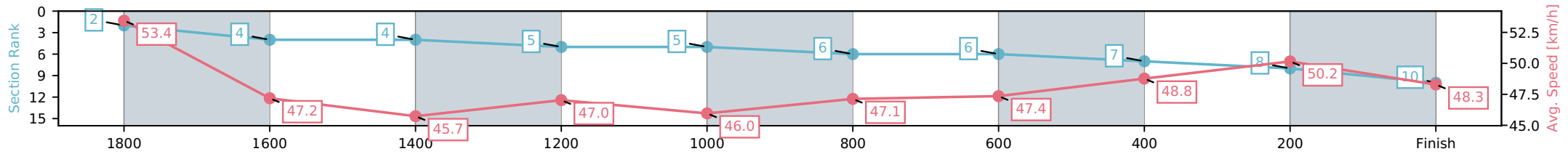
NZ Metropolitan Trotting Club Inc Harness
 Race 7: YABBY DAM FARMS HEATHER WILLIAMS
 MEMORIAL (MOBILE TROT) (Gr3) - 1980m



22 May 2026 - 8:08PM

Weather: Cloudy

| Section | L1980 | L1800 | L1600 | L1400 | L1200 | L1000 | L800 | L600 | L400 | L200 |
|------------------------|----------------------|--------------------------|--------------------------|--------------------------|--------------------------|--------------------------|--------------------------|--------------------------|--------------------------|--------------------------|
| Section Times | 2:28.88 (0:11.67) | 2:17.21 [2] (0:15.39) | 2:01.83 [4] (0:15.86) | 1:45.96 [4] (0:15.31) | 1:30.66 [5] (0:15.85) | 1:14.80 [5] (0:15.39) | 0:59.42 [6] (0:15.21) | 0:44.21 [6] (0:14.87) | 0:29.34 [7] (0:14.43) | 0:14.91 [8] (0:14.91) |
| Average Speed [km/h] | 53.4 | 47.2 | 45.7 | 47.0 | 46.0 | 47.1 | 47.4 | 48.8 | 50.2 | 48.3 |
| Top Speed [km/h] | 54.3 | 52.2 | 46.8 | 47.5 | 47.2 | 48.2 | 48.6 | 49.3 | 51.1 | 50.9 |
| Avg. Dist. to Rail [m] | 2.8 | 1.5 | 1.2 | 3.8 | 1.6 | 1.2 | 1.8 | 1.3 | 1.1 | 3.6 |



- [] Ranking at each section and finish
- :-:- No data available at this section
- NA No data available

| | |
|--------------------------------|------------------------|
| Horse/Jockey Name | Royal Gypsy/S J Ottley |
| Finish Rank | 11 |
| Fastest Section Time (Section) | 0:14.52 (600-400) |
| Top Speed [km/h] (Section) | 51.9 (1980 - 1800) |
| Race State | Finished |



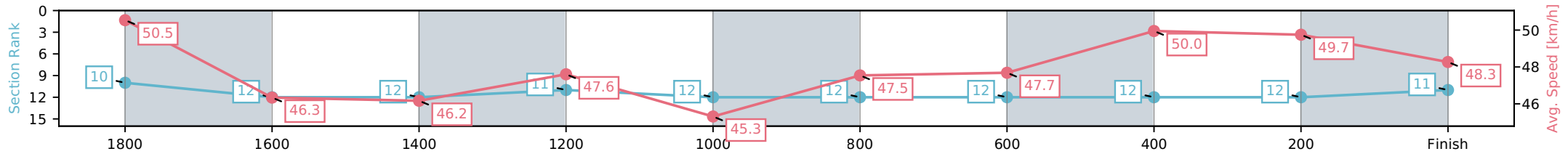
NZ Metropolitan Trotting Club Inc Harness
 Race 7: YABBY DAM FARMS HEATHER WILLIAMS
 MEMORIAL (MOBILE TROT) (Gr3) - 1980m



22 May 2026 - 8:08PM

Weather: Cloudy

| Section | L1980 | L1800 | L1600 | L1400 | L1200 | L1000 | L800 | L600 | L400 | L200 |
|------------------------|----------------------|---------------------------|---------------------------|---------------------------|---------------------------|---------------------------|---------------------------|---------------------------|---------------------------|---------------------------|
| Section Times | 2:29.67 (0:12.37) | 2:17.30 [10] (0:15.89) | 2:01.41 [12] (0:15.84) | 1:45.57 [12] (0:15.12) | 1:30.44 [11] (0:16.10) | 1:14.35 [12] (0:15.26) | 0:59.09 [12] (0:15.10) | 0:43.99 [12] (0:14.52) | 0:29.46 [12] (0:14.55) | 0:14.91 [12] (0:14.91) |
| Average Speed [km/h] | 50.5 | 46.3 | 46.2 | 47.6 | 45.3 | 47.5 | 47.7 | 50.0 | 49.7 | 48.3 |
| Top Speed [km/h] | 51.9 | 48.1 | 47.3 | 48.0 | 47.9 | 49.6 | 49.8 | 50.3 | 50.7 | 50.8 |
| Avg. Dist. to Rail [m] | 4.5 | 3.7 | 1.9 | 3.4 | 1.7 | 1.2 | 2.0 | 1.5 | 1.2 | 3.9 |



- [] Ranking at each section and finish
- :-:- No data available at this section
- NA No data available

| | |
|--------------------------------|---------------------------------|
| Horse/Jockey Name | Practical Magic/Brad Williamson |
| Finish Rank | 12 |
| Fastest Section Time (Section) | 0:14.51 (400-200) |
| Top Speed [km/h] (Section) | 52.0 (1980 - 1800) |
| Race State | Finished |



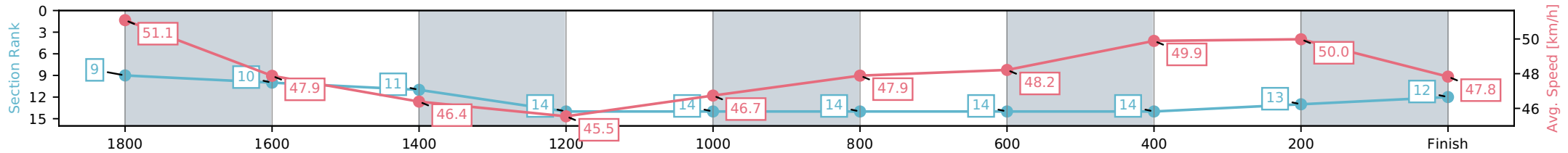
NZ Metropolitan Trotting Club Inc Harness
 Race 7: YABBY DAM FARMS HEATHER WILLIAMS
 MEMORIAL (MOBILE TROT) (Gr3) - 1980m



22 May 2026 - 8:08PM

Weather: Cloudy

| Section | L1980 | L1800 | L1600 | L1400 | L1200 | L1000 | L800 | L600 | L400 | L200 |
|------------------------|----------------------|--------------------------|---------------------------|---------------------------|---------------------------|---------------------------|---------------------------|---------------------------|---------------------------|---------------------------|
| Section Times | 2:30.23 (0:12.26) | 2:17.97 [9] (0:15.69) | 2:02.29 [10] (0:16.12) | 1:46.17 [11] (0:15.81) | 1:30.35 [14] (0:15.91) | 1:14.44 [14] (0:15.35) | 0:59.09 [14] (0:14.92) | 0:44.17 [14] (0:14.59) | 0:29.58 [14] (0:14.51) | 0:15.07 [13] (0:15.07) |
| Average Speed [km/h] | 51.1 | 47.9 | 46.4 | 45.5 | 46.7 | 47.9 | 48.2 | 49.9 | 50.0 | 47.8 |
| Top Speed [km/h] | 52.0 | 49.4 | 47.4 | 46.0 | 48.4 | 49.6 | 49.7 | 50.5 | 50.7 | 50.5 |
| Avg. Dist. to Rail [m] | 9.2 | 6.4 | 5.1 | 7.4 | 4.1 | 3.0 | 4.1 | 2.0 | 1.4 | 4.8 |



- [] Ranking at each section and finish
- :-:- No data available at this section
- NA No data available

| | |
|--------------------------------|-----------------------|
| Horse/Jockey Name | Vertigo/L D McCormick |
| Finish Rank | 13 |
| Fastest Section Time (Section) | 0:14.91 (600-400) |
| Top Speed [km/h] (Section) | 52.8 (1980 - 1800) |
| Race State | Finished |



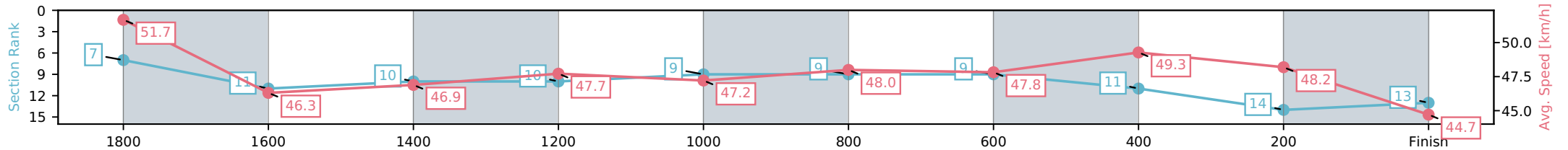
NZ Metropolitan Trotting Club Inc Harness
 Race 7: YABBY DAM FARMS HEATHER WILLIAMS
 MEMORIAL (MOBILE TROT) (Gr3) - 1980m



22 May 2026 - 8:08PM

Weather: Cloudy

| Section | L1980 | L1800 | L1600 | L1400 | L1200 | L1000 | L800 | L600 | L400 | L200 |
|------------------------|----------------------|--------------------------|---------------------------|---------------------------|---------------------------|--------------------------|--------------------------|--------------------------|---------------------------|---------------------------|
| Section Times | 2:31.29 (0:12.09) | 2:19.20 [7] (0:16.05) | 2:03.16 [11] (0:15.77) | 1:47.38 [10] (0:15.09) | 1:32.30 [10] (0:15.70) | 1:16.60 [9] (0:15.34) | 1:01.26 [9] (0:15.06) | 0:46.20 [9] (0:14.91) | 0:31.29 [11] (0:15.21) | 0:16.08 [14] (0:16.08) |
| Average Speed [km/h] | 51.7 | 46.3 | 46.9 | 47.7 | 47.2 | 48.0 | 47.8 | 49.3 | 48.2 | 44.7 |
| Top Speed [km/h] | 52.8 | 49.5 | 48.5 | 48.0 | 48.5 | 49.2 | 48.9 | 49.5 | 49.4 | 48.7 |
| Avg. Dist. to Rail [m] | 7.1 | 4.8 | 3.6 | 6.0 | 3.7 | 3.1 | 3.9 | 3.3 | 3.0 | 4.8 |



[] Ranking at each section and finish
 -:-:- No data available at this section
 NA No data available

| | |
|--------------------------------|---------------------|
| Horse/Jockey Name | Mavis Jones/R T May |
| Finish Rank | 14 |
| Fastest Section Time (Section) | 0:15.09 (400-200) |
| Top Speed [km/h] (Section) | 54.2 (1980 - 1800) |
| Race State | Finished |



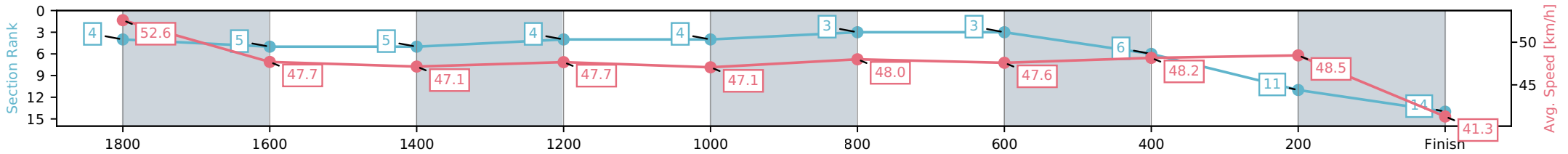
NZ Metropolitan Trotting Club Inc Harness
 Race 7: YABBY DAM FARMS HEATHER WILLIAMS
 MEMORIAL (MOBILE TROT) (Gr3) - 1980m



22 May 2026 - 8:08PM

Weather: Cloudy

| Section | L1980 | L1800 | L1600 | L1400 | L1200 | L1000 | L800 | L600 | L400 | L200 |
|------------------------|----------------------|--------------------------|--------------------------|--------------------------|--------------------------|--------------------------|--------------------------|--------------------------|--------------------------|---------------------------|
| Section Times | 2:31.96 (0:11.83) | 2:20.13 [4] (0:15.50) | 2:04.63 [5] (0:15.60) | 1:49.04 [5] (0:15.10) | 1:33.93 [4] (0:15.75) | 1:18.18 [4] (0:15.32) | 1:02.86 [3] (0:15.12) | 0:47.74 [3] (0:15.27) | 0:32.47 [6] (0:15.09) | 0:17.38 [11] (0:17.38) |
| Average Speed [km/h] | 52.6 | 47.7 | 47.1 | 47.7 | 47.1 | 48.0 | 47.6 | 48.2 | 48.5 | 41.3 |
| Top Speed [km/h] | 54.2 | 50.2 | 48.2 | 48.3 | 47.7 | 48.8 | 48.1 | 49.6 | 49.3 | 46.9 |
| Avg. Dist. to Rail [m] | 5.9 | 4.0 | 3.0 | 5.7 | 3.6 | 3.0 | 3.5 | 3.1 | 2.9 | 7.2 |



[] Ranking at each section and finish
 -:-:- No data available at this section
 NA No data available