



# NZ Metropolitan Trotting Club Inc Harness

Race 9: HYDROFLOW NZ COUNTRY CHAMPIONSHIP FINAL (HCP PACE) (Listed) - 3200m

22 May 2026 - 9:08PM

Weather: Cloudy



Field Times	4:01.57	3:44.38	3:29.90	3:14.52	2:59.38	2:43.91	2:27.55	2:11.44
(Race Tempo)	(0:17.18)	(0:14.48)	(0:15.38)	(0:15.13)	(0:15.48)	(0:16.35)	(0:16.11)	(0:14.74)

Rank	TAB#	Horse	Overall Time	First 400m	Top Speed km/h (Section)	L3200	L3000	L2800	L2600	L2400	L2200	L2000	L1800
	(BAR#)	Driver	Margin (DT-W)	Last 600m	Fastest Section (Time)	Start - 3000	3000 - 2800	2800 - 2600	2600 - 2400	2400 - 2200	2200 - 2000	2000 - 1800	1800 - 1600
1	13	It's Tough	4:01.57	0:34.72	54.1 (400-200)	4:01.57	3:42.27 [9]	3:26.85 [10]	3:11.71 [11]	2:57.00 [11]	2:41.68 [11]	2:25.49 [11]	2:11.09 [4]
	(2)	John R Dunn		0:41.86	400-200 (0:13.66)	(0:19.30)	(0:15.42)	(0:15.14)	(0:14.71)	(0:15.32)	(0:16.19)	(0:14.40)	(0:15.11)
2	14	Franco Sinatra	4:01.63	0:33.98	54.1 (2000-1800)	4:01.63	3:42.92 [7]	3:27.65 [8]	3:12.51 [8]	2:57.78 [8]	2:42.40 [7]	2:26.25 [7]	2:11.49 [2]
	(3)	C J Dalgety	0.0L (-21)	0:42.23	400-200 (0:13.82)	(0:18.71)	(0:15.27)	(0:15.14)	(0:14.73)	(0:15.38)	(0:16.15)	(0:14.76)	(0:14.73)
3	6	Da Vinci	4:01.78	0:32.92	55.5 (200-0)	4:01.78	3:43.74 [4]	3:28.86 [4]	3:13.59 [4]	2:58.63 [4]	2:43.13 [4]	2:26.77 [4]	2:10.67 [7]
	(3)	M D Hurrell	1.2L (-32)	0:41.19	200-0 (0:13.32)	(0:18.04)	(0:14.88)	(0:15.28)	(0:14.96)	(0:15.50)	(0:16.36)	(0:16.10)	(0:15.04)
4	4	Iron Brigade	4:01.79	0:32.24	52.9 (200-0)	4:01.79	3:44.11 [3]	3:29.55 [3]	3:14.16 [3]	2:59.60 [1]	2:44.12 [1]	2:27.77 [1]	2:11.66 [1]
	(1)	T M Williams	1.3L (-35)	0:42.05	400-200 (0:13.75)	(0:17.68)	(0:14.56)	(0:15.39)	(0:14.56)	(0:15.48)	(0:16.35)	(0:16.11)	(0:15.04)
5	5	Always Dreaming	4:02.06	0:31.67	53.3 (400-200)	4:02.06	3:44.86 [2]	3:30.39 [1]	3:15.01 [1]	2:59.62 [2]	2:44.06 [2]	2:27.70 [2]	2:11.68 [3]
	(2)	M J Williamson	2.8L (-26)	0:42.05	400-200 (0:13.85)	(0:17.20)	(0:14.47)	(0:15.38)	(0:15.38)	(0:15.56)	(0:16.36)	(0:16.02)	(0:15.12)
6	1	Beta Prepare	4:02.60	0:31.97	53.3 (200-0)	4:02.60	3:45.42 [1]	3:30.63 [2]	3:15.24 [2]	2:59.85 [3]	2:44.27 [3]	2:27.90 [3]	2:11.79 [5]
	(1)	S J Ottley	5.9L (-32)	0:42.29	400-200 (0:13.83)	(0:17.18)	(0:14.79)	(0:15.39)	(0:15.38)	(0:15.58)	(0:16.37)	(0:16.11)	(0:15.04)
7	12	Smoke On The Water	4:03.14	0:33.73	53.6 (200-0)	4:03.14	3:43.61 [11]	3:29.41 [7]	3:14.28 [7]	2:59.33 [7]	2:43.84 [8]	2:27.45 [8]	2:11.26 [11]
	(1)	R D Close	9.0L (-30)	0:42.27	800-600 (0:13.75)	(0:19.53)	(0:14.20)	(0:15.13)	(0:14.95)	(0:15.48)	(0:16.39)	(0:16.19)	(0:14.94)
8	7	Bruntwood Brigade	4:03.46	0:33.66	52.2 (800-600)	4:03.46	3:45.01 [6]	3:29.80 [6]	3:14.64 [6]	2:59.92 [6]	2:44.55 [5]	2:28.39 [5]	2:12.56 [6]
	(4)	R E Harrison	10.8L (-3)	0:43.46	800-600 (0:14.02)	(0:18.45)	(0:15.21)	(0:15.16)	(0:14.72)	(0:15.37)	(0:16.16)	(0:15.83)	(0:15.00)
9	9	Wag Star	4:03.71	0:34.36	52.3 (800-600)	4:03.71	3:44.73 [8]	3:29.36 [9]	3:14.21 [9]	2:59.49 [9]	2:44.13 [9]	2:27.96 [9]	2:12.39 [8]
	(2)	C R Ferguson	12.3L (+1)	0:43.41	800-600 (0:13.98)	(0:18.98)	(0:15.38)	(0:15.14)	(0:14.72)	(0:15.36)	(0:16.17)	(0:15.57)	(0:14.90)
10	10	The Big Lebowski	4:03.80	0:34.78	52.5 (800-600)	4:03.80	3:44.42 [10]	3:29.03 [11]	3:14.24 [10]	2:59.40 [10]	2:44.11 [10]	2:27.77 [10]	2:12.12 [10]
	(3)	B N Orange	12.7L (-8)	0:43.28	800-600 (0:13.86)	(0:19.38)	(0:15.40)	(0:14.78)	(0:14.84)	(0:15.30)	(0:16.34)	(0:15.65)	(0:14.88)

Report Created: Fri 22 May 2026

(Note: Races are conducted over an approximate distance as close as possible to the advertised distance, and recorded data may vary accordingly. Official times refer to race times only and do not include handicap times.)

[ ] Position in running at each section and finish    TAB# Saddle cloth number  
 -:-:- No data available at this section    BAR# Barrier/Gate Position  
 NA No data available    DNF Did not finish  
 DNT Did not track    DT-W Distance travelled compared to winner in metres

Fastest split  
 Fastest section



NZ Metropolitan Trotting Club Inc Harness  
 Race 9: HYDROFLOW NZ COUNTRY CHAMPIONSHIP FINAL (HCP PACE) (Listed) - 3200m  
 22 May 2026 - 9:08PM



Weather: Cloudy

Field Times (Race Tempo) 4:01.57 (0:17.18) 3:44.38 (0:14.48) 3:29.90 (0:15.38) 3:14.52 (0:15.13) 2:59.38 (0:15.48) 2:43.91 (0:16.35) 2:27.55 (0:16.11) 2:11.44 (0:14.74)

Rank	TAB#	Horse	Overall Time	First 400m	Top Speed km/h (Section)	L3200	L3000	L2800	L2600	L2400	L2200	L2000	L1800
	(BAR#)	Driver	Margin (DT-W)	Last 600m	Fastest Section (Time)	Start - 3000	3000 - 2800	2800 - 2600	2600 - 2400	2400 - 2200	2200 - 2000	2000 - 1800	1800 - 1600
11	3	Rough And Ready	4:03.80	0:33.30	52.2 (800-600)	4:03.80	3:45.71 [5]	3:30.50 [5]	3:15.26 [5]	3:00.29 [5]	2:44.82 [6]	2:28.45 [6]	2:12.25 [9]
	(U1)	D J Butcher	12.8L (-23)	0:43.08	800-600 (0:13.88)	(0:18.09)	(0:15.21)	(0:15.24)	(0:14.97)	(0:15.47)	(0:16.37)	(0:16.20)	(0:14.94)
12	11	American Me	4:03.86	0:35.21	52.6 (800-600)	4:03.86	3:44.28 [12]	3:28.65 [12]	3:13.63 [12]	2:58.92 [12]	2:43.64 [13]	2:27.40 [13]	2:11.76 [12]
	(4)	S E O'Reilly	13.1L (-2)	0:42.99	800-600 (0:13.87)	(0:19.58)	(0:15.63)	(0:15.02)	(0:14.71)	(0:15.29)	(0:16.24)	(0:15.64)	(0:14.81)
13	2	Hacksaw Ridge	4:08.25	0:35.82	52.8 (800-600)	4:08.25	3:47.31 [14]	3:32.43 [14]	3:17.72 [13]	3:03.29 [13]	2:48.05 [12]	2:31.88 [12]	2:16.01 [13]
	(2)	R D Holmes	38.2L (-30)	0:46.91	800-600 (0:13.81)	(0:20.94)	(0:14.88)	(0:14.71)	(0:14.43)	(0:15.24)	(0:16.16)	(0:15.87)	(0:14.92)
14	8	Dreams Are Free	4:08.70	0:35.52	53.3 (1200-1000)	4:08.70	3:48.77 [13]	3:33.18 [13]	3:18.13 [14]	3:03.39 [14]	2:48.05 [14]	2:31.94 [14]	2:16.28 [14]
	(1)	N P Williamson	40.8L (+10)	0:48.47	800-600 (0:13.91)	(0:19.93)	(0:15.59)	(0:15.05)	(0:14.74)	(0:15.34)	(0:16.11)	(0:15.66)	(0:14.77)

Report Created: Fri 22 May 2026

(Note: Races are conducted over an approximate distance as close as possible to the advertised distance, and recorded data may vary accordingly. Official times refer to race times only and do not include handicap times.)

[ ] Position in running at each section and finish TAB# Saddle cloth number  
 -:-:- No data available at this section BAR# Barrier/Gate Position  
 NA No data available DNF Did not finish  
 DNT Did not track DT-W Distance travelled compared to winner in metres

Fastest split  
 Fastest section



# NZ Metropolitan Trotting Club Inc Harness

Race 9: HYDROFLOW NZ COUNTRY CHAMPIONSHIP FINAL (HCP PACE) (Listed) - 3200m

22 May 2026 - 9:08PM



Weather: Cloudy

Field Times	1:56.70	1:41.49	1:26.63	1:11.33	0:56.26	0:42.17	0:28.03	0:14.21
(Race Tempo)	(0:15.21)	(0:14.86)	(0:15.30)	(0:15.07)	(0:14.08)	(0:14.14)	(0:13.82)	(0:14.21)

Rank	TAB#	Horse	Overall Time	First 400m	Top Speed km/h (Section)	L1600	L1400	L1200	L1000	L800	L600	L400	L200
	(BAR#)	Driver	Margin (DT-W)	Last 600m	Fastest Section (Time)	1600 - 1400	1400 - 1200	1200 - 1000	1000 - 800	800 - 600	600 - 400	400 - 200	200 - Finish
1	13	It's Tough	4:01.57	0:34.72	54.1 (400-200)	1:55.99 [4]	1:40.76 [4]	1:26.11 [3]	1:10.89 [3]	0:55.91 [3]	0:41.87 [2]	0:27.79 [2]	0:14.13 [2]
	(2)	John R Dunn		0:41.86	400-200 (0:13.66)	(0:15.23)	(0:14.65)	(0:15.22)	(0:14.98)	(0:14.04)	(0:14.07)	(0:13.66)	(0:14.13)
2	14	Franco Sinatra	4:01.63	0:33.98	54.1 (2000-1800)	1:56.76 [1]	1:41.55 [1]	1:26.69 [1]	1:11.39 [1]	0:56.32 [1]	0:42.23 [1]	0:28.09 [1]	0:14.27 [1]
	(3)	C J Dalgety	0.0L (-21)	0:42.23	400-200 (0:13.82)	(0:15.21)	(0:14.86)	(0:15.30)	(0:15.08)	(0:14.08)	(0:14.14)	(0:13.82)	(0:14.27)
3	6	Da Vinci	4:01.78	0:32.92	55.5 (200-0)	1:55.63 [7]	1:40.46 [7]	1:25.68 [7]	1:10.31 [8]	0:55.27 [9]	0:41.19 [10]	0:26.96 [8]	0:13.32 [6]
	(3)	M D Hurrell	1.2L (-32)	0:41.19	200-0 (0:13.32)	(0:15.17)	(0:14.78)	(0:15.37)	(0:15.04)	(0:14.08)	(0:14.23)	(0:13.64)	(0:13.32)
4	4	Iron Brigade	4:01.79	0:32.24	52.9 (200-0)	1:56.62 [2]	1:41.38 [2]	1:26.56 [2]	1:11.24 [2]	0:56.16 [2]	0:42.06 [3]	0:27.94 [3]	0:14.18 [3]
	(1)	T M Williams	1.3L (-35)	0:42.05	400-200 (0:13.75)	(0:15.24)	(0:14.82)	(0:15.32)	(0:15.08)	(0:14.10)	(0:14.12)	(0:13.75)	(0:14.18)
5	5	Always Dreaming	4:02.06	0:31.67	53.3 (400-200)	1:56.56 [3]	1:41.35 [3]	1:26.54 [4]	1:11.20 [4]	0:56.15 [4]	0:42.04 [5]	0:27.88 [4]	0:14.04 [4]
	(2)	M J Williamson	2.8L (-26)	0:42.05	400-200 (0:13.85)	(0:15.21)	(0:14.81)	(0:15.34)	(0:15.06)	(0:14.10)	(0:14.16)	(0:13.85)	(0:14.04)
6	1	Beta Prepare	4:02.60	0:31.97	53.3 (200-0)	1:56.75 [5]	1:41.56 [5]	1:26.77 [6]	1:11.43 [6]	0:56.37 [6]	0:42.29 [8]	0:28.12 [6]	0:14.29 [5]
	(1)	S J Ottley	5.9L (-32)	0:42.29	400-200 (0:13.83)	(0:15.19)	(0:14.79)	(0:15.34)	(0:15.05)	(0:14.08)	(0:14.17)	(0:13.83)	(0:14.29)
7	12	Smoke On The Water	4:03.14	0:33.73	53.6 (200-0)	1:56.32 [11]	1:41.18 [11]	1:26.42 [12]	1:11.05 [13]	0:56.01 [13]	0:42.27 [13]	0:28.01 [11]	0:14.26 [8]
	(1)	R D Close	9.0L (-30)	0:42.27	800-600 (0:13.75)	(0:15.14)	(0:14.77)	(0:15.37)	(0:15.03)	(0:13.75)	(0:14.25)	(0:13.76)	(0:14.26)
8	7	Bruntwood Brigade	4:03.46	0:33.66	52.2 (800-600)	1:57.56 [6]	1:42.34 [6]	1:27.65 [5]	1:12.45 [5]	0:57.48 [5]	0:43.46 [4]	0:29.07 [5]	0:14.79 [7]
	(4)	R E Harrison	10.8L (-3)	0:43.46	800-600 (0:14.02)	(0:15.22)	(0:14.68)	(0:15.21)	(0:14.97)	(0:14.02)	(0:14.39)	(0:14.28)	(0:14.79)
9	9	Wag Star	4:03.71	0:34.36	52.3 (800-600)	1:57.49 [8]	1:42.26 [8]	1:27.58 [8]	1:12.36 [7]	0:57.38 [8]	0:43.40 [7]	0:28.97 [7]	0:14.50 [9]
	(2)	C R Ferguson	12.3L (+1)	0:43.41	800-600 (0:13.98)	(0:15.23)	(0:14.67)	(0:15.23)	(0:14.98)	(0:13.98)	(0:14.44)	(0:14.47)	(0:14.50)
10	10	The Big Lebowski	4:03.80	0:34.78	52.5 (800-600)	1:57.24 [10]	1:42.02 [10]	1:27.37 [10]	1:12.17 [9]	0:57.14 [10]	0:43.28 [9]	0:28.57 [12]	0:14.19 [11]
	(3)	B N Orange	12.7L (-8)	0:43.28	800-600 (0:13.86)	(0:15.22)	(0:14.65)	(0:15.20)	(0:15.03)	(0:13.86)	(0:14.71)	(0:14.38)	(0:14.19)

Report Created: Fri 22 May 2026

(Note: Races are conducted over an approximate distance as close as possible to the advertised distance, and recorded data may vary accordingly. Official times refer to race times only and do not include handicap times.)

[ ] Position in running at each section and finish TAB# Saddle cloth number

:-:-- No data available at this section

NA No data available

DNT Did not track

BAR# Barrier/Gate Position

DNF Did not finish

DT-W Distance travelled compared to winner in metres

Fastest split

Fastest section



NZ Metropolitan Trotting Club Inc Harness  
 Race 9: HYDROFLOW NZ COUNTRY CHAMPIONSHIP FINAL (HCP PACE) (Listed) - 3200m  
 22 May 2026 - 9:08PM



Weather: Cloudy

Field Times (Race Tempo) 1:56.70 (0:15.21) 1:41.49 (0:14.86) 1:26.63 (0:15.30) 1:11.33 (0:15.07) 0:56.26 (0:14.08) 0:42.17 (0:14.14) 0:28.03 (0:13.82) 0:14.21 (0:14.21)

Rank	TAB#	Horse	Overall Time	First 400m	Top Speed km/h (Section)	L1600	L1400	L1200	L1000	L800	L600	L400	L200
	(BAR#)	Driver	Margin (DT-W)	Last 600m	Fastest Section (Time)	1600 - 1400	1400 - 1200	1200 - 1000	1000 - 800	800 - 600	600 - 400	400 - 200	200 - Finish
11	3	Rough And Ready	4:03.80	0:33.30	52.2 (800-600)	1:57.30 [9]	1:42.15 [9]	1:27.38 [9]	1:12.00 [10]	0:56.96 [11]	0:43.08 [11]	0:28.68 [10]	0:14.46 [10]
	(U1)	D J Butcher	12.8L (-23)	0:43.08	800-600 (0:13.88)	(0:15.16)	(0:14.76)	(0:15.38)	(0:15.05)	(0:13.88)	(0:14.40)	(0:14.22)	(0:14.46)
12	11	American Me	4:03.86	0:35.21	52.6 (800-600)	1:56.95 [12]	1:41.77 [12]	1:27.15 [11]	1:11.93 [12]	0:56.86 [12]	0:42.99 [12]	0:28.34 [13]	0:14.22 [12]
	(4)	S E O'Reilly	13.1L (-2)	0:42.99	800-600 (0:13.87)	(0:15.18)	(0:14.62)	(0:15.22)	(0:15.06)	(0:13.87)	(0:14.65)	(0:14.12)	(0:14.22)
13	2	Hacksaw Ridge	4:08.25	0:35.82	52.8 (800-600)	2:01.10 [13]	1:45.81 [14]	1:31.21 [14]	1:15.87 [14]	1:00.72 [14]	0:46.91 [14]	0:31.72 [14]	0:15.89 [14]
	(2)	R D Holmes	38.2L (-30)	0:46.91	800-600 (0:13.81)	(0:15.29)	(0:14.60)	(0:15.34)	(0:15.15)	(0:13.81)	(0:15.19)	(0:15.83)	(0:15.89)
14	8	Dreams Are Free	4:08.70	0:35.52	53.3 (1200-1000)	2:01.51 [14]	1:46.28 [13]	1:31.67 [13]	1:16.83 [11]	1:02.38 [7]	0:48.47 [6]	0:33.62 [9]	0:17.54 [13]
	(1)	N P Williamson	40.8L (+10)	0:48.47	800-600 (0:13.91)	(0:15.23)	(0:14.61)	(0:14.84)	(0:14.45)	(0:13.91)	(0:14.85)	(0:16.08)	(0:17.54)

Report Created: Fri 22 May 2026

(Note: Races are conducted over an approximate distance as close as possible to the advertised distance, and recorded data may vary accordingly. Official times refer to race times only and do not include handicap times.)

[ ] Position in running at each section and finish TAB# Saddle cloth number

:-:-- No data available at this section

NA No data available

DNT Did not track

BAR# Barrier/Gate Position

DNF Did not finish

DT-W Distance travelled compared to winner in metres

Fastest split

Fastest section

Horse/Jockey Name	It's Tough/John R Dunn
Finish Rank	1
Fastest Section Time (Section)	0:13.66 (400-200)
Top Speed [km/h] (Section)	54.1 (400-200)
Race State	Finished



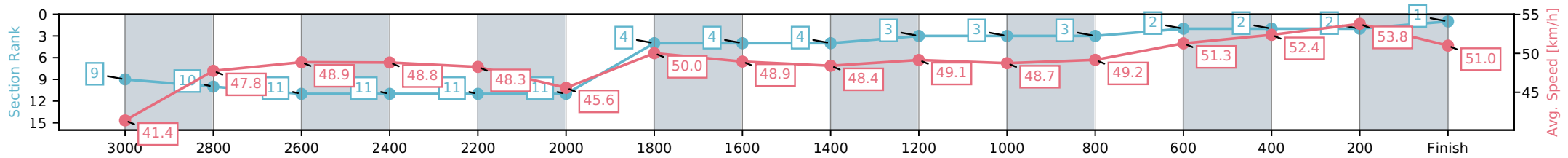
NZ Metropolitan Trotting Club Inc Harness  
 Race 9: HYDROFLOW NZ COUNTRY CHAMPIONSHIP FINAL  
 (HCP PACE) (Listed) - 3200m



22 May 2026 - 9:08PM

Weather: Cloudy

Section	Overall	L2400	L2200	L2000	L1800	L1600	L1400	L1200	L1000	L800	L600	L400	L200
Section Times	4:01.57 (1:04.57)	2:57.00 [9] (0:15.32)	2:41.68 [11] (0:16.19)	2:25.49 [11] (0:14.40)	2:11.09 [4] (0:15.11)	1:55.99 [4] (0:15.23)	1:40.76 [4] (0:14.65)	1:26.11 [3] (0:15.22)	1:10.89 [3] (0:14.98)	0:55.91 [3] (0:14.04)	0:41.87 [2] (0:14.07)	0:27.79 [2] (0:13.66)	0:14.13 [2] (0:14.13)
Average Speed [km/h]	46.7	48.3	45.6	50.0	48.9	48.4	49.1	48.7	49.2	51.3	52.4	53.8	51.0
Top Speed [km/h]	51.6	49.2	47.6	52.7	50.6	49.3	49.5	49.0	49.9	51.9	53.5	54.1	53.8
Avg. Dist. to Rail [m]	5.3	3.4	3.4	5.4	4.2	3.2	5.7	3.8	3.1	3.6	3.4	3.3	6.7



- [ ] Ranking at each section and finish
- :-:- No data available at this section
- NA No data available

Horse/Jockey Name	Franco Sinatra/C J Dalgety
Finish Rank	2
Fastest Section Time (Section)	0:13.82 (400-200)
Top Speed [km/h] (Section)	54.1 (2000-1800)
Race State	Finished



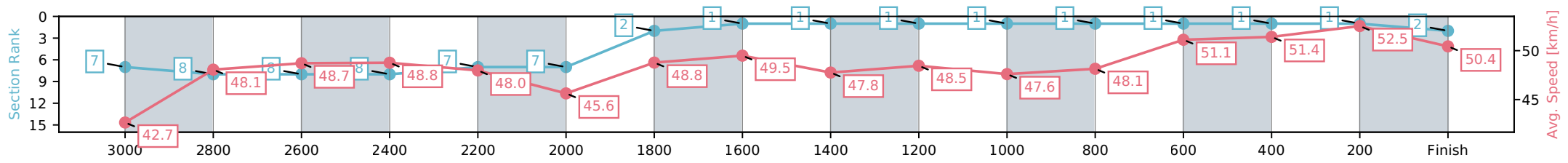
NZ Metropolitan Trotting Club Inc Harness  
 Race 9: HYDROFLOW NZ COUNTRY CHAMPIONSHIP FINAL  
 (HCP PACE) (Listed) - 3200m



22 May 2026 - 9:08PM

Weather: Cloudy

Section	Overall	L2400	L2200	L2000	L1800	L1600	L1400	L1200	L1000	L800	L600	L400	L200
Section Times	4:01.63 (1:03.85)	2:57.78 [7] (0:15.38)	2:42.40 [7] (0:16.15)	2:26.25 [7] (0:14.76)	2:11.49 [2] (0:14.73)	1:56.76 [1] (0:15.21)	1:41.55 [1] (0:14.86)	1:26.69 [1] (0:15.30)	1:11.39 [1] (0:15.08)	0:56.32 [1] (0:14.08)	0:42.23 [1] (0:14.14)	0:28.09 [1] (0:13.82)	0:14.27 [1] (0:14.27)
Average Speed [km/h]	47.0	48.0	45.6	48.8	49.5	47.8	48.5	47.6	48.1	51.1	51.4	52.5	50.4
Top Speed [km/h]	52.5	48.7	47.5	54.1	54.1	48.6	48.9	48.4	48.9	51.8	52.2	52.9	52.3
Avg. Dist. to Rail [m]	5.9	3.2	3.2	3.9	2.3	1.4	3.6	1.5	1.2	1.9	1.5	1.6	5.2



[ ] Ranking at each section and finish  
 -:-:- No data available at this section  
 NA No data available

Horse/Jockey Name	Da Vinci/M D Hurrell
Finish Rank	3
Fastest Section Time (Section)	0:13.32 (200-0)
Top Speed [km/h] (Section)	55.5 (200-0)
Race State	Finished



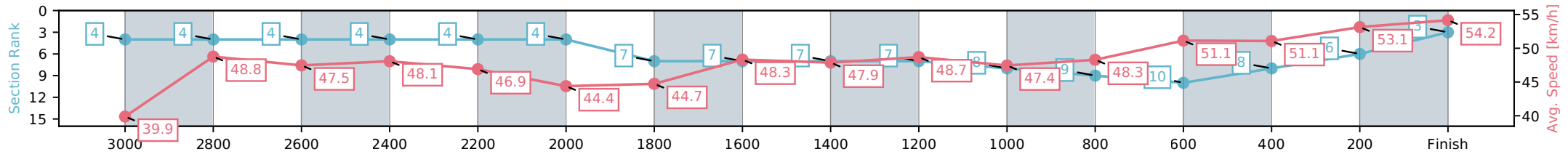
NZ Metropolitan Trotting Club Inc Harness  
 Race 9: HYDROFLOW NZ COUNTRY CHAMPIONSHIP FINAL  
 (HCP PACE) (Listed) - 3200m



22 May 2026 - 9:08PM

Weather: Cloudy

Section	Overall	L2400	L2200	L2000	L1800	L1600	L1400	L1200	L1000	L800	L600	L400	L200
Section Times	4:01.78 (1:03.16)	2:58.63 [4] (0:15.50)	2:43.13 [4] (0:16.36)	2:26.77 [4] (0:16.10)	2:10.67 [7] (0:15.04)	1:55.63 [7] (0:15.17)	1:40.46 [7] (0:14.78)	1:25.68 [7] (0:15.37)	1:10.31 [8] (0:15.04)	0:55.27 [9] (0:14.08)	0:41.19 [10] (0:14.23)	0:26.96 [8] (0:13.64)	0:13.32 [6] (0:13.32)
Average Speed [km/h]	46.0	46.9	44.4	44.7	48.3	47.9	48.7	47.4	48.3	51.1	51.1	53.1	54.2
Top Speed [km/h]	51.1	48.3	46.6	49.7	50.2	49.6	49.6	48.8	49.9	51.9	51.7	55.2	55.5
Avg. Dist. to Rail [m]	2.8	1.2	1.4	1.4	1.5	1.3	3.7	1.6	1.3	1.9	1.5	1.7	7.8



[ ] Ranking at each section and finish  
 -:-:- No data available at this section  
 NA No data available

Horse/Jockey Name	Iron Brigade/T M Williams
Finish Rank	4
Fastest Section Time (Section)	0:13.75 (400-200)
Top Speed [km/h] (Section)	52.9 (200-0)
Race State	Finished



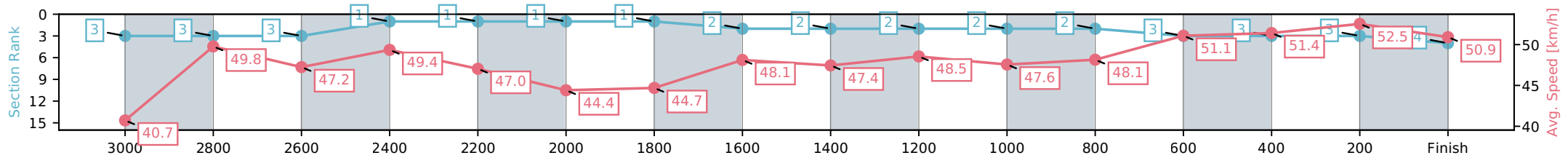
NZ Metropolitan Trotting Club Inc Harness  
 Race 9: HYDROFLOW NZ COUNTRY CHAMPIONSHIP FINAL  
 (HCP PACE) (Listed) - 3200m



22 May 2026 - 9:08PM

Weather: Cloudy

Section	Overall	L2400	L2200	L2000	L1800	L1600	L1400	L1200	L1000	L800	L600	L400	L200
Section Times	4:01.79 (1:02.19)	2:59.60 [3] (0:15.48)	2:44.12 [1] (0:16.35)	2:27.77 [1] (0:16.11)	2:11.66 [1] (0:15.04)	1:56.62 [2] (0:15.24)	1:41.38 [2] (0:14.82)	1:26.56 [2] (0:15.32)	1:11.24 [2] (0:15.08)	0:56.16 [2] (0:14.10)	0:42.06 [3] (0:14.12)	0:27.94 [3] (0:13.75)	0:14.18 [3] (0:14.18)
Average Speed [km/h]	46.8	47.0	44.4	44.7	48.1	47.4	48.5	47.6	48.1	51.1	51.4	52.5	50.9
Top Speed [km/h]	52.2	50.4	45.8	49.3	49.5	49.1	49.0	48.3	48.9	51.9	52.0	52.8	52.9
Avg. Dist. to Rail [m]	2.1	1.5	1.4	1.3	1.1	0.9	3.4	1.5	1.3	1.7	1.4	0.8	1.8



- [ ] Ranking at each section and finish
- :-:- No data available at this section
- NA No data available

Horse/Jockey Name	Always Dreaming/M J Williamson
Finish Rank	5
Fastest Section Time (Section)	0:13.85 (400-200)
Top Speed [km/h] (Section)	53.3 (400-200)
Race State	Finished



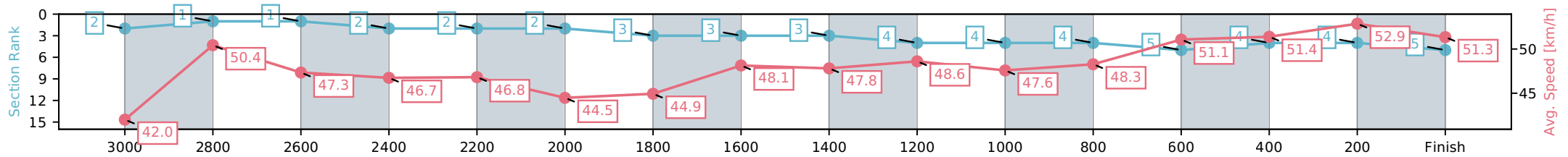
NZ Metropolitan Trotting Club Inc Harness  
 Race 9: HYDROFLOW NZ COUNTRY CHAMPIONSHIP FINAL  
 (HCP PACE) (Listed) - 3200m



22 May 2026 - 9:08PM

Weather: Cloudy

Section	Overall	L2400	L2200	L2000	L1800	L1600	L1400	L1200	L1000	L800	L600	L400	L200
Section Times	4:02.06 (1:02.43)	2:59.62 [2] (0:15.56)	2:44.06 [2] (0:16.36)	2:27.70 [2] (0:16.02)	2:11.68 [3] (0:15.12)	1:56.56 [3] (0:15.21)	1:41.35 [3] (0:14.81)	1:26.54 [4] (0:15.34)	1:11.20 [4] (0:15.06)	0:56.15 [4] (0:14.10)	0:42.04 [5] (0:14.16)	0:27.88 [4] (0:13.85)	0:14.04 [4] (0:14.04)
Average Speed [km/h]	46.6	46.8	44.5	44.9	48.1	47.8	48.6	47.6	48.3	51.1	51.4	52.9	51.3
Top Speed [km/h]	53.1	49.0	46.1	49.9	49.5	48.9	49.1	48.6	49.2	51.6	52.3	53.3	53.3
Avg. Dist. to Rail [m]	2.9	1.6	1.6	1.4	1.8	1.4	3.4	1.7	1.4	1.7	1.6	2.8	5.1



- [ ] Ranking at each section and finish
- :-:- No data available at this section
- NA No data available

Horse/Jockey Name	Beta Prepare/S J Ottley
Finish Rank	6
Fastest Section Time (Section)	0:13.83 (400-200)
Top Speed [km/h] (Section)	53.3 (200-0)
Race State	Finished



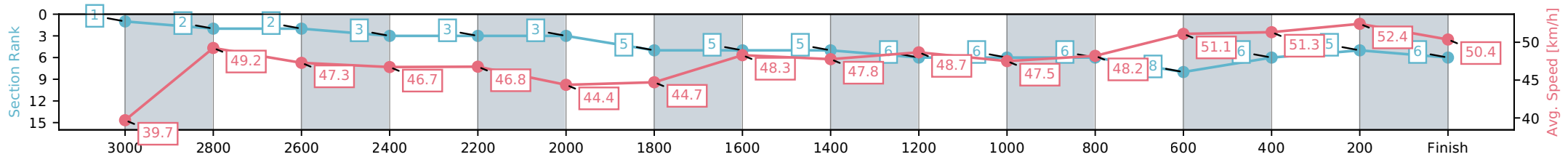
NZ Metropolitan Trotting Club Inc Harness  
 Race 9: HYDROFLOW NZ COUNTRY CHAMPIONSHIP FINAL  
 (HCP PACE) (Listed) - 3200m



22 May 2026 - 9:08PM

Weather: Cloudy

Section	Overall	L2400	L2200	L2000	L1800	L1600	L1400	L1200	L1000	L800	L600	L400	L200
Section Times	4:02.60 (1:02.74)	2:59.85 [1] (0:15.58)	2:44.27 [3] (0:16.37)	2:27.90 [3] (0:16.11)	2:11.79 [5] (0:15.04)	1:56.75 [5] (0:15.19)	1:41.56 [5] (0:14.79)	1:26.77 [6] (0:15.34)	1:11.43 [6] (0:15.05)	0:56.37 [6] (0:14.08)	0:42.29 [8] (0:14.17)	0:28.12 [6] (0:13.83)	0:14.29 [5] (0:14.29)
Average Speed [km/h]	45.7	46.8	44.4	44.7	48.3	47.8	48.7	47.5	48.2	51.1	51.3	52.4	50.4
Top Speed [km/h]	51.3	48.3	46.2	49.5	49.8	49.5	49.5	48.5	49.5	51.9	52.1	53.0	53.3
Avg. Dist. to Rail [m]	1.9	1.5	1.5	1.2	1.5	1.2	3.4	1.6	1.2	1.7	1.6	1.3	2.8



- [ ] Ranking at each section and finish
- :-:- No data available at this section
- NA No data available

Horse/Jockey Name	Smoke On The Water/R D Close
Finish Rank	7
Fastest Section Time (Section)	0:13.75 (800-600)
Top Speed [km/h] (Section)	53.6 (200-0)
Race State	Finished



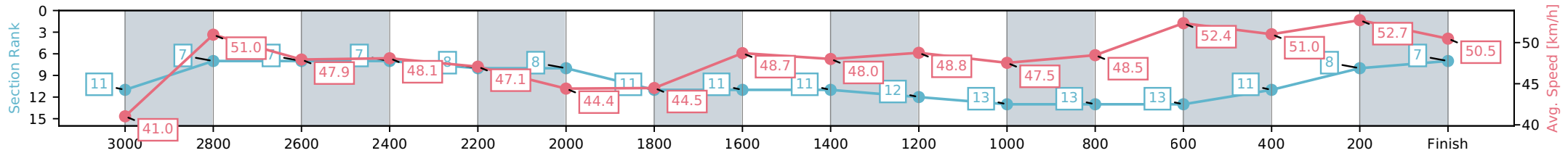
NZ Metropolitan Trotting Club Inc Harness  
 Race 9: HYDROFLOW NZ COUNTRY CHAMPIONSHIP FINAL  
 (HCP PACE) (Listed) - 3200m



22 May 2026 - 9:08PM

Weather: Cloudy

Section	Overall	L2400	L2200	L2000	L1800	L1600	L1400	L1200	L1000	L800	L600	L400	L200
Section Times	4:03.14 (1:03.81)	2:59.33 [11] (0:15.48)	2:43.84 [8] (0:16.39)	2:27.45 [8] (0:16.19)	2:11.26 [11] (0:14.94)	1:56.32 [11] (0:15.14)	1:41.18 [11] (0:14.77)	1:26.42 [12] (0:15.37)	1:11.05 [13] (0:15.03)	0:56.01 [13] (0:13.75)	0:42.27 [13] (0:14.25)	0:28.01 [11] (0:13.76)	0:14.26 [8] (0:14.26)
Average Speed [km/h]	47.0	47.1	44.4	44.5	48.7	48.0	48.8	47.5	48.5	52.4	51.0	52.7	50.5
Top Speed [km/h]	53.4	48.3	46.5	49.2	51.0	49.6	49.7	49.0	52.1	52.9	51.8	53.6	53.6
Avg. Dist. to Rail [m]	2.5	1.7	1.7	1.7	1.8	1.5	3.9	1.9	1.6	1.8	1.6	1.5	2.4



- [ ] Ranking at each section and finish
- :-:- No data available at this section
- NA No data available

Horse/Jockey Name	Bruntwood Brigade/R E Harrison
Finish Rank	8
Fastest Section Time (Section)	0:14.02 (800-600)
Top Speed [km/h] (Section)	52.2 (800-600)
Race State	Finished



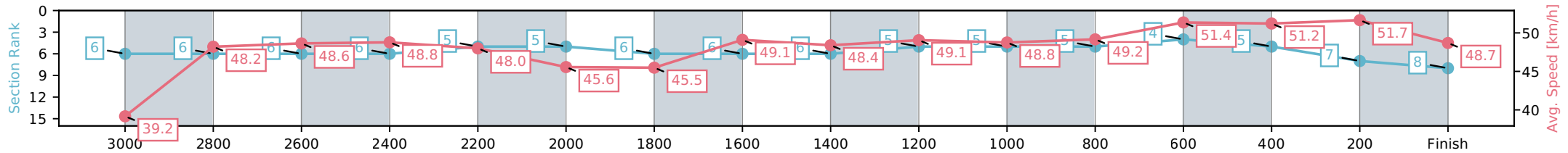
NZ Metropolitan Trotting Club Inc Harness  
 Race 9: HYDROFLOW NZ COUNTRY CHAMPIONSHIP FINAL  
 (HCP PACE) (Listed) - 3200m



22 May 2026 - 9:08PM

Weather: Cloudy

Section	Overall	L2400	L2200	L2000	L1800	L1600	L1400	L1200	L1000	L800	L600	L400	L200
Section Times	4:03.46 (1:03.54)	2:59.92 [6] (0:15.37)	2:44.55 [5] (0:16.16)	2:28.39 [5] (0:15.83)	2:12.56 [6] (0:15.00)	1:57.56 [6] (0:15.22)	1:42.34 [6] (0:14.68)	1:27.65 [5] (0:15.21)	1:12.45 [5] (0:14.97)	0:57.48 [5] (0:14.02)	0:43.46 [4] (0:14.39)	0:29.07 [5] (0:14.28)	0:14.79 [7] (0:14.79)
Average Speed [km/h]	46.2	48.0	45.6	45.5	49.1	48.4	49.1	48.8	49.2	51.4	51.2	51.7	48.7
Top Speed [km/h]	49.6	48.7	47.5	49.6	50.8	49.4	49.5	49.2	50.2	52.2	51.7	52.1	51.5
Avg. Dist. to Rail [m]	5.2	3.1	3.1	3.2	3.4	3.2	5.6	3.7	3.1	3.7	3.3	4.0	7.7



- [ ] Ranking at each section and finish
- :-:- No data available at this section
- NA No data available

Horse/Jockey Name	Wag Star/C R Ferguson
Finish Rank	9
Fastest Section Time (Section)	0:13.98 (800-600)
Top Speed [km/h] (Section)	52.3 (800-600)
Race State	Finished



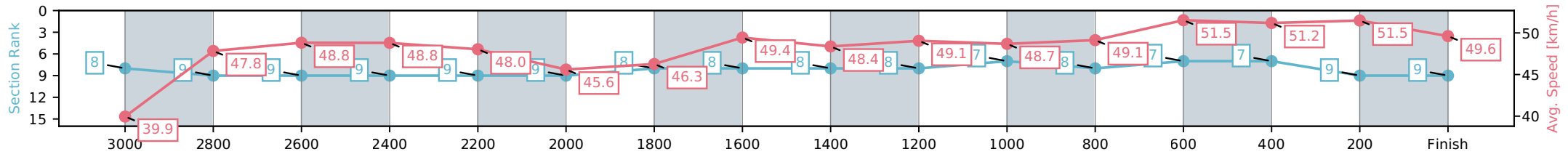
NZ Metropolitan Trotting Club Inc Harness  
 Race 9: HYDROFLOW NZ COUNTRY CHAMPIONSHIP FINAL  
 (HCP PACE) (Listed) - 3200m



22 May 2026 - 9:08PM

Weather: Cloudy

Section	Overall	L2400	L2200	L2000	L1800	L1600	L1400	L1200	L1000	L800	L600	L400	L200
Section Times	4:03.71 (1:04.22)	2:59.49 [8] (0:15.36)	2:44.13 [9] (0:16.17)	2:27.96 [9] (0:15.57)	2:12.39 [8] (0:14.90)	1:57.49 [8] (0:15.23)	1:42.26 [8] (0:14.67)	1:27.58 [8] (0:15.23)	1:12.36 [7] (0:14.98)	0:57.38 [8] (0:13.98)	0:43.40 [7] (0:14.44)	0:28.97 [7] (0:14.47)	0:14.50 [9] (0:14.50)
Average Speed [km/h]	46.4	48.0	45.6	46.3	49.4	48.4	49.1	48.7	49.1	51.5	51.2	51.5	49.6
Top Speed [km/h]	49.8	48.9	47.9	49.5	51.1	49.6	49.6	49.7	50.8	52.3	51.9	52.0	51.2
Avg. Dist. to Rail [m]	4.6	3.3	3.3	3.4	3.5	3.1	5.6	3.6	3.0	3.6	3.6	5.4	9.6



[ ] Ranking at each section and finish  
 -:-:- No data available at this section  
 NA No data available

Horse/Jockey Name	The Big Lebowski/B N Orange
Finish Rank	10
Fastest Section Time (Section)	0:13.86 (800-600)
Top Speed [km/h] (Section)	52.5 (800-600)
Race State	Finished



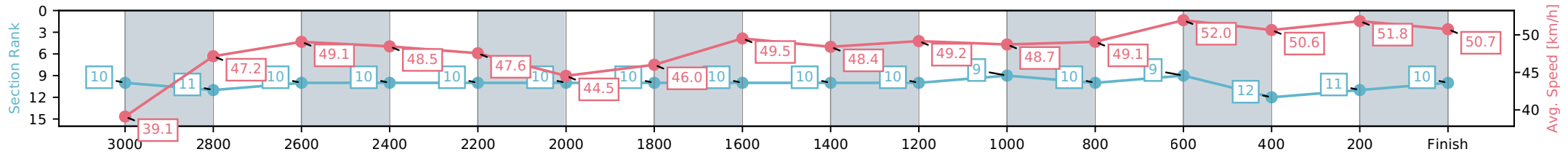
NZ Metropolitan Trotting Club Inc Harness  
 Race 9: HYDROFLOW NZ COUNTRY CHAMPIONSHIP FINAL  
 (HCP PACE) (Listed) - 3200m



22 May 2026 - 9:08PM

Weather: Cloudy

Section	Overall	L2400	L2200	L2000	L1800	L1600	L1400	L1200	L1000	L800	L600	L400	L200
Section Times	4:03.80 (1:04.40)	2:59.40 [10] (0:15.30)	2:44.11 [10] (0:16.34)	2:27.77 [10] (0:15.65)	2:12.12 [10] (0:14.88)	1:57.24 [10] (0:15.22)	1:42.02 [10] (0:14.65)	1:27.37 [10] (0:15.20)	1:12.17 [9] (0:15.03)	0:57.14 [10] (0:13.86)	0:43.28 [9] (0:14.71)	0:28.57 [12] (0:14.38)	0:14.19 [11] (0:14.19)
Average Speed [km/h]	46.0	47.6	44.5	46.0	49.5	48.4	49.2	48.7	49.1	52.0	50.6	51.8	50.7
Top Speed [km/h]	50.4	48.7	46.7	49.0	51.7	49.5	49.8	49.9	51.6	52.5	51.7	52.2	52.2
Avg. Dist. to Rail [m]	3.8	1.5	1.7	3.3	3.6	3.2	5.8	3.6	3.4	5.2	4.9	5.6	11.5



- [ ] Ranking at each section and finish
- :-:- No data available at this section
- NA No data available

Horse/Jockey Name	Rough And Ready/D J Butcher
Finish Rank	11
Fastest Section Time (Section)	0:13.88 (800-600)
Top Speed [km/h] (Section)	52.2 (800-600)
Race State	Finished



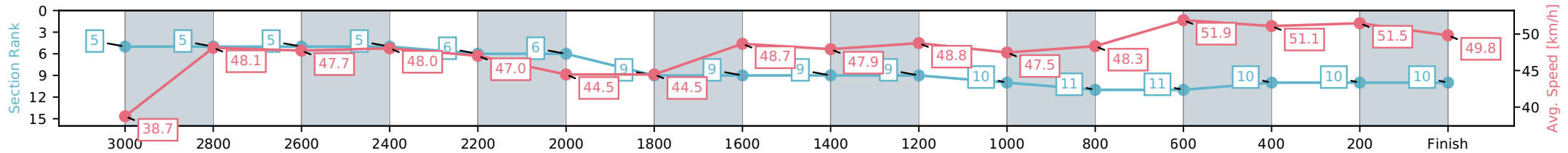
NZ Metropolitan Trotting Club Inc Harness  
 Race 9: HYDROFLOW NZ COUNTRY CHAMPIONSHIP FINAL  
 (HCP PACE) (Listed) - 3200m



22 May 2026 - 9:08PM

Weather: Cloudy

Section	Overall	L2400	L2200	L2000	L1800	L1600	L1400	L1200	L1000	L800	L600	L400	L200
Section Times	4:03.80 (1:03.51)	3:00.29 [5] (0:15.47)	2:44.82 [6] (0:16.37)	2:28.45 [6] (0:16.20)	2:12.25 [9] (0:14.94)	1:57.30 [9] (0:15.16)	1:42.15 [9] (0:14.76)	1:27.38 [9] (0:15.38)	1:12.00 [10] (0:15.05)	0:56.96 [11] (0:13.88)	0:43.08 [11] (0:14.40)	0:28.68 [10] (0:14.22)	0:14.46 [10] (0:14.46)
Average Speed [km/h]	45.7	47.0	44.5	44.5	48.7	47.9	48.8	47.5	48.3	51.9	51.1	51.5	49.8
Top Speed [km/h]	51.0	48.4	46.9	49.3	50.7	49.6	49.8	49.1	50.8	52.2	51.5	51.8	51.6
Avg. Dist. to Rail [m]	4.4	1.5	1.7	1.6	1.7	1.4	3.8	1.8	1.7	3.5	3.1	2.8	5.6



- [ ] Ranking at each section and finish
- :-:- No data available at this section
- NA No data available

Horse/Jockey Name	American Me/S E O'Reilly
Finish Rank	12
Fastest Section Time (Section)	0:13.87 (800-600)
Top Speed [km/h] (Section)	52.6 (800-600)
Race State	Finished



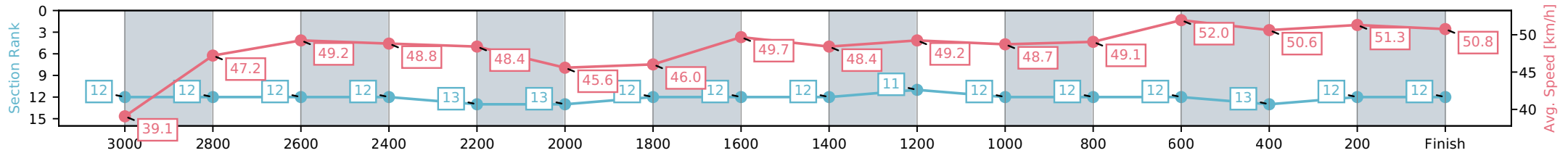
NZ Metropolitan Trotting Club Inc Harness  
 Race 9: HYDROFLOW NZ COUNTRY CHAMPIONSHIP FINAL  
 (HCP PACE) (Listed) - 3200m



22 May 2026 - 9:08PM

Weather: Cloudy

Section	Overall	L2400	L2200	L2000	L1800	L1600	L1400	L1200	L1000	L800	L600	L400	L200
Section Times	4:03.86 (1:04.94)	2:58.92 [12] (0:15.29)	2:43.64 [13] (0:16.24)	2:27.40 [13] (0:15.64)	2:11.76 [12] (0:14.81)	1:56.95 [12] (0:15.18)	1:41.77 [12] (0:14.62)	1:27.15 [11] (0:15.22)	1:11.93 [12] (0:15.06)	0:56.86 [12] (0:13.87)	0:42.99 [12] (0:14.65)	0:28.34 [13] (0:14.12)	0:14.22 [12] (0:14.22)
Average Speed [km/h]	46.1	48.4	45.6	46.0	49.7	48.4	49.2	48.7	49.1	52.0	50.6	51.3	50.8
Top Speed [km/h]	50.1	49.3	47.6	49.4	51.6	49.9	50.0	49.6	51.3	52.6	51.5	52.0	52.5
Avg. Dist. to Rail [m]	6.0	3.6	3.8	4.0	3.5	2.9	5.6	3.7	3.7	5.3	4.3	1.3	3.2



- [ ] Ranking at each section and finish
- :-:- No data available at this section
- NA No data available

Horse/Jockey Name	Hacksaw Ridge/R D Holmes
Finish Rank	13
Fastest Section Time (Section)	0:13.81 (800-600)
Top Speed [km/h] (Section)	52.8 (800-600)
Race State	Finished



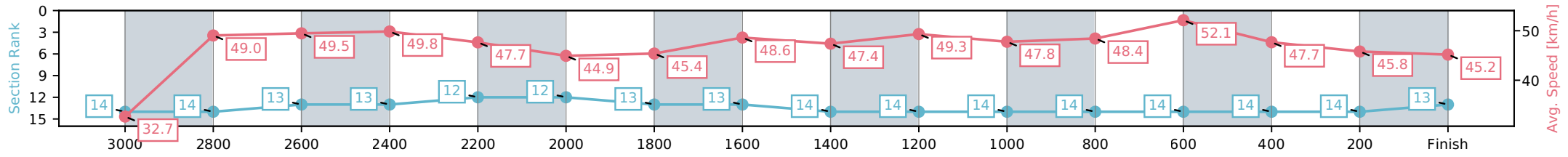
NZ Metropolitan Trotting Club Inc Harness  
 Race 9: HYDROFLOW NZ COUNTRY CHAMPIONSHIP FINAL  
 (HCP PACE) (Listed) - 3200m



22 May 2026 - 9:08PM

Weather: Cloudy

Section	Overall	L2400	L2200	L2000	L1800	L1600	L1400	L1200	L1000	L800	L600	L400	L200
Section Times	4:08.25 (1:04.96)	3:03.29 [14] (0:15.24)	2:48.05 [12] (0:16.16)	2:31.88 [12] (0:15.87)	2:16.01 [13] (0:14.92)	2:01.10 [13] (0:15.29)	1:45.81 [14] (0:14.60)	1:31.21 [14] (0:15.34)	1:15.87 [14] (0:15.15)	1:00.72 [14] (0:13.81)	0:46.91 [14] (0:15.19)	0:31.72 [14] (0:15.83)	0:15.89 [14] (0:15.89)
Average Speed [km/h]	45.3	47.7	44.9	45.4	48.6	47.4	49.3	47.8	48.4	52.1	47.7	45.8	45.2
Top Speed [km/h]	50.6	49.7	47.5	48.8	51.0	50.6	50.8	48.8	50.2	52.8	51.7	49.1	49.4
Avg. Dist. to Rail [m]	3.0	1.3	1.4	1.9	1.3	1.1	3.8	2.3	2.4	1.0	1.0	1.4	2.4



[ ] Ranking at each section and finish  
 -:-:- No data available at this section  
 NA No data available

Horse/Jockey Name	Dreams Are Free/N P Williamson
Finish Rank	14
Fastest Section Time (Section)	0:13.91 (800-600)
Top Speed [km/h] (Section)	53.3 (1200-1000)
Race State	Finished



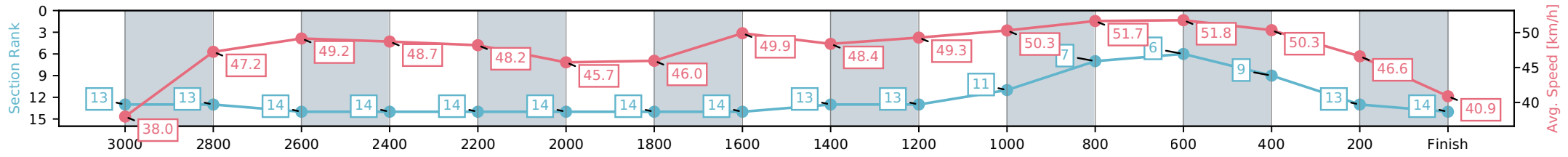
NZ Metropolitan Trotting Club Inc Harness  
 Race 9: HYDROFLOW NZ COUNTRY CHAMPIONSHIP FINAL  
 (HCP PACE) (Listed) - 3200m



22 May 2026 - 9:08PM

Weather: Cloudy

Section	Overall	L2400	L2200	L2000	L1800	L1600	L1400	L1200	L1000	L800	L600	L400	L200
Section Times	4:08.70 (1:05.31)	3:03.39 [13] (0:15.34)	2:48.05 [14] (0:16.11)	2:31.94 [14] (0:15.66)	2:16.28 [14] (0:14.77)	2:01.51 [14] (0:15.23)	1:46.28 [13] (0:14.61)	1:31.67 [13] (0:14.84)	1:16.83 [11] (0:14.45)	1:02.38 [7] (0:13.91)	0:48.47 [6] (0:14.85)	0:33.62 [9] (0:16.08)	0:17.54 [13] (0:17.54)
Average Speed [km/h]	45.8	48.2	45.7	46.0	49.9	48.4	49.3	50.3	51.7	51.8	50.3	46.6	40.9
Top Speed [km/h]	51.1	48.9	47.5	49.4	51.7	50.1	50.1	53.3	53.2	52.3	51.6	49.2	42.1
Avg. Dist. to Rail [m]	4.7	3.5	3.2	3.7	3.7	3.2	5.9	4.6	4.8	5.1	5.1	5.6	6.0



[ ] Ranking at each section and finish  
 -:-:- No data available at this section  
 NA No data available