



NZ Metropolitan Trotting Club Inc Harness
 Race 10: MOORE WALKER DAVEY SEARELLS MOBILE PACE - 1980m
 22 May 2026 - 9:38PM



Weather: Cloudy

Field Times (Race Tempo) 2:22.60 (0:11.09) 2:11.51 (0:13.90) 1:57.61 (0:14.60) 1:43.01 (0:14.78) 1:28.23 (0:15.62) 1:12.60 (0:15.38) 0:57.22 (0:14.22) 0:43.00 (0:14.20)

Rank	TAB#	Horse	Overall Time	First 400m	Top Speed km/h (Section)	L1980	L1800	L1600	L1400	L1200	L1000	L800	L600
	(BAR#)	Driver	Margin (DT-W)	Last 600m	Fastest Section (Time)	Start - 1800	1800 - 1600	1600 - 1400	1400 - 1200	1200 - 1000	1000 - 800	800 - 600	600 - 400
1	5	Seeking Clarity	2:22.60	0:26.73	57.8 (1980 - 1800)	2:22.60	2:11.50 [2]	1:57.33 [2]	1:42.73 [2]	1:27.93 [2]	1:12.29 [2]	0:56.94 [3]	0:42.70 [3]
	(5)	M J Williamson		0:42.69	200-0 (0:14.09)	(0:11.10)	(0:14.17)	(0:14.60)	(0:14.81)	(0:15.64)	(0:15.35)	(0:14.24)	(0:14.18)
2	2	Mostert	2:22.82	0:28.27	53.5 (1980 - 1800)	2:22.82	2:10.93 [7]	1:56.40 [8]	1:41.61 [8]	1:26.80 [8]	1:11.99 [5]	0:57.16 [2]	0:43.08 [2]
	(2)	C J Dalgety	1.3L (+17)	0:43.08	800-600 (0:14.09)	(0:11.89)	(0:14.53)	(0:14.79)	(0:14.80)	(0:14.82)	(0:14.82)	(0:14.09)	(0:14.14)
3	10	Scrunch	2:23.43	0:27.71	54.7 (1980 - 1800)	2:23.43	2:11.47 [8]	1:57.22 [7]	1:42.69 [6]	1:27.92 [6]	1:12.37 [6]	0:57.12 [6]	0:43.09 [5]
	(10)	John R Dunn	4.7L (-3)	0:43.09	800-600 (0:14.03)	(0:11.96)	(0:14.25)	(0:14.53)	(0:14.78)	(0:15.55)	(0:15.25)	(0:14.03)	(0:14.12)
4	1	Irish Dream	2:23.89	0:27.55	55.4 (1980 - 1800)	2:23.89	2:12.40 [4]	1:58.21 [3]	1:43.60 [4]	1:28.76 [4]	1:13.20 [3]	0:57.90 [4]	0:43.84 [4]
	(1)	G D O'Reilly	7.4L (+1)	0:43.84	800-600 (0:14.06)	(0:11.49)	(0:14.18)	(0:14.61)	(0:14.85)	(0:15.55)	(0:15.31)	(0:14.06)	(0:14.26)
5	6	Commander Joe	2:23.98	0:27.29	55.5 (1980 - 1800)	2:23.98	2:12.63 [3]	1:58.19 [5]	1:43.42 [5]	1:28.57 [5]	1:12.90 [7]	0:57.64 [7]	0:43.62 [6]
	(6)	H V Douglas	7.9L (+14)	0:43.62	800-600 (0:14.02)	(0:11.35)	(0:14.44)	(0:14.77)	(0:14.86)	(0:15.67)	(0:15.26)	(0:14.02)	(0:14.32)
6	9	Tact Teva	2:24.20	0:26.91	57.5 (1980 - 1800)	2:24.20	2:13.11 [1]	1:59.21 [1]	1:44.61 [1]	1:29.83 [1]	1:14.20 [1]	0:58.82 [1]	0:44.60 [1]
	(9)	T M Williams	9.2L (-3)	0:44.60	1800-1600 (0:13.90)	(0:11.09)	(0:13.90)	(0:14.60)	(0:14.78)	(0:15.62)	(0:15.38)	(0:14.22)	(0:14.20)
7	14	Blazing Knuckles	2:24.42	0:28.78	52.4 (600-400)	2:24.42	2:11.86 [12]	1:57.20 [11]	1:42.40 [11]	1:27.78 [11]	1:12.46 [10]	0:57.37 [10]	0:43.13 [10]
	(14)	S J Ottley	10.4L (+18)	0:43.13	400-200 (0:14.18)	(0:12.56)	(0:14.66)	(0:14.79)	(0:14.62)	(0:15.32)	(0:15.08)	(0:14.24)	(0:14.44)
8	13	Henry Winkler	2:24.49	0:28.57	52.1 (1980 - 1800)	2:24.49	2:11.94 [11]	1:57.44 [10]	1:42.73 [10]	1:28.36 [9]	1:13.01 [9]	0:57.76 [9]	0:43.54 [8]
	(13)	D J Butcher	10.8L (-5)	0:43.55	800-600 (0:14.22)	(0:12.55)	(0:14.50)	(0:14.71)	(0:14.36)	(0:15.35)	(0:15.25)	(0:14.22)	(0:14.60)
9	4	Country Gold	2:24.82	0:29.40	52.8 (400-200)	2:24.82	2:12.58 [10]	1:57.32 [12]	1:42.45 [12]	1:27.85 [12]	1:12.51 [12]	0:57.44 [11]	0:43.20 [12]
	(4)	R E Harrison	12.7L (+23)	0:43.20	800-600 (0:14.24)	(0:12.24)	(0:15.26)	(0:14.88)	(0:14.60)	(0:15.34)	(0:15.07)	(0:14.24)	(0:14.56)
10	12	The Queens Gambit	2:24.86	0:28.32	53.9 (1980 - 1800)	2:24.86	2:12.69 [9]	1:58.11 [9]	1:43.35 [9]	1:28.54 [10]	1:12.83 [11]	0:57.17 [12]	0:43.31 [11]
	(12)	B N Orange	12.9L (+12)	0:43.30	800-600 (0:13.86)	(0:12.17)	(0:14.58)	(0:14.76)	(0:14.81)	(0:15.71)	(0:15.66)	(0:13.86)	(0:14.34)

Scratched: Beachbreak (#8), My Wingman (#11)

Report Created: Fri 22 May 2026

(Note: Races are conducted over an approximate distance as close as possible to the advertised distance, and recorded data may vary accordingly. Official times refer to race times only and do not include handicap times.)

[] Position in running at each section and finish TAB# Saddle cloth number

Fastest split

-:-:- No data available at this section

BAR# Barrier/Gate Position

Fastest section

NA No data available

DNF Did not finish

DNT Did not track

DT-W Distance travelled compared to winner in metres



NZ Metropolitan Trotting Club Inc Harness
 Race 10: MOORE WALKER DAVEY SEARELLS MOBILE PACE - 1980m
 22 May 2026 - 9:38PM



Weather: Cloudy

Field Times (Race Tempo) 2:22.60 (0:11.09) 2:11.51 (0:13.90) 1:57.61 (0:14.60) 1:43.01 (0:14.78) 1:28.23 (0:15.62) 1:12.60 (0:15.38) 0:57.22 (0:14.22) 0:43.00 (0:14.20)

Rank	TAB#	Horse	Overall Time	First 400m	Top Speed km/h (Section)	L1980	L1800	L1600	L1400	L1200	L1000	L800	L600
	(BAR#)	Driver	Margin (DT-W)	Last 600m	Fastest Section (Time)	Start - 1800	1800 - 1600	1600 - 1400	1400 - 1200	1200 - 1000	1000 - 800	800 - 600	600 - 400
11	3	Franco Humbie	2:25.19	0:28.01	54.4 (1980 - 1800)	2:25.19	2:13.46 [6]	1:59.10 [6]	1:44.36 [7]	1:29.45 [7]	1:13.80 [8]	0:58.48 [8]	0:44.09 [9]
	(3)	J C Morrison	14.8L (+0)	0:44.09	1800-1600 (0:14.36)	(0:11.73)	(0:14.36)	(0:14.74)	(0:14.90)	(0:15.65)	(0:15.32)	(0:14.39)	(0:14.77)
12	7	To Ri Ruby	2:31.07	0:27.68	54.7 (1980 - 1800)	2:31.07	2:19.51 [5]	2:05.33 [4]	1:50.83 [3]	1:35.96 [3]	1:20.29 [4]	1:05.02 [5]	0:50.46 [7]
	(7)	K A Butt	48.4L (+17)	0:50.47	1800-1600 (0:14.18)	(0:11.56)	(0:14.18)	(0:14.50)	(0:14.87)	(0:15.67)	(0:15.27)	(0:14.55)	(0:15.49)

Scratched: Beachbreak (#8), My Wingman (#11)

Report Created: Fri 22 May 2026

(Note: Races are conducted over an approximate distance as close as possible to the advertised distance, and recorded data may vary accordingly. Official times refer to race times only and do not include handicap times.)

[] Position in running at each section and finish
 TAB# Saddle cloth number
 -:-:- No data available at this section
 BAR# Barrier/Gate Position
 NA No data available
 DNF Did not finish
 DNT Did not track
 DT-W Distance travelled compared to winner in metres

Fastest split
 Fastest section

data processed by TRIPLES DATA



NZ Metropolitan Trotting Club Inc Harness
 Race 10: MOORE WALKER DAVEY SEARELLS MOBILE PACE - 1980m
 22 May 2026 - 9:38PM



Weather: Cloudy

Field Times 0:28.80 0:14.32
 (Race Tempo) (0:14.48) (0:14.32)

Rank	TAB#	Horse	Overall Time	First 400m	Top Speed km/h (Section)	L400	L200						
	(BAR#)	Driver	Margin (DT-W)	Last 600m	Fastest Section (Time)	400 - 200	200 - Finish						
1	5	Seeking Clarity	2:22.60	0:26.73	57.8 (1980 - 1800)	0:28.51 [3]	0:14.09 [2]						
	(5)	M J Williamson		0:42.69	200-0 (0:14.09)	(0:14.42)	(0:14.09)						
2	2	Mostert	2:22.82	0:28.27	53.5 (1980 - 1800)	0:28.94 [2]	0:14.54 [1]						
	(2)	C J Dalgety	1.3L (+17)	0:43.08	800-600 (0:14.09)	(0:14.40)	(0:14.54)						
3	10	Scrunch	2:23.43	0:27.71	54.7 (1980 - 1800)	0:28.97 [5]	0:14.63 [4]						
	(10)	John R Dunn	4.7L (-3)	0:43.09	800-600 (0:14.03)	(0:14.34)	(0:14.63)						
4	1	Irish Dream	2:23.89	0:27.55	55.4 (1980 - 1800)	0:29.58 [4]	0:15.08 [5]						
	(1)	G D O'Reilly	7.4L (+1)	0:43.84	800-600 (0:14.06)	(0:14.50)	(0:15.08)						
5	6	Commander Joe	2:23.98	0:27.29	55.5 (1980 - 1800)	0:29.30 [6]	0:14.77 [6]						
	(6)	H V Douglas	7.9L (+14)	0:43.62	800-600 (0:14.02)	(0:14.53)	(0:14.77)						
6	9	Tact Teva	2:24.20	0:26.91	57.5 (1980 - 1800)	0:30.40 [1]	0:15.57 [3]						
	(9)	T M Williams	9.2L (-3)	0:44.60	1800-1600 (0:13.90)	(0:14.83)	(0:15.57)						
7	14	Blazing Knuckles	2:24.42	0:28.78	52.4 (600-400)	0:28.69 [8]	0:14.51 [8]						
	(14)	S J Ottley	10.4L (+18)	0:43.13	400-200 (0:14.18)	(0:14.18)	(0:14.51)						
8	13	Henry Winkler	2:24.49	0:28.57	52.1 (1980 - 1800)	0:28.95 [7]	0:14.62 [7]						
	(13)	D J Butcher	10.8L (-5)	0:43.55	800-600 (0:14.22)	(0:14.33)	(0:14.62)						
9	4	Country Gold	2:24.82	0:29.40	52.8 (400-200)	0:28.64 [12]	0:14.30 [11]						
	(4)	R E Harrison	12.7L (+23)	0:43.20	800-600 (0:14.24)	(0:14.34)	(0:14.30)						
10	12	The Queens Gambit	2:24.86	0:28.32	53.9 (1980 - 1800)	0:28.97 [10]	0:14.72 [9]						
	(12)	B N Orange	12.9L (+12)	0:43.30	800-600 (0:13.86)	(0:14.24)	(0:14.72)						

Scratched: Beachbreak (#8), My Wingman (#11)

Report Created: Fri 22 May 2026

(Note: Races are conducted over an approximate distance as close as possible to the advertised distance, and recorded data may vary accordingly. Official times refer to race times only and do not include handicap times.)

[] Position in running at each section and finish TAB# Saddle cloth number
 -:-:- No data available at this section BAR# Barrier/Gate Position
 NA No data available DNF Did not finish
 DNT Did not track DT-W Distance travelled compared to winner in metres

Fastest split
 Fastest section



NZ Metropolitan Trotting Club Inc Harness
 Race 10: MOORE WALKER DAVEY SEARELLS MOBILE PACE - 1980m
 22 May 2026 - 9:38PM



Weather: Cloudy

Field Times 0:28.80 0:14.32
 (Race Tempo) (0:14.48) (0:14.32)

Rank	TAB#	Horse	Overall Time	First 400m	Top Speed km/h (Section)	L400	L200						
	(BAR#)	Driver	Margin (DT-W)	Last 600m	Fastest Section (Time)	400 - 200	200 - Finish						
11	3	Franco Humbie	2:25.19	0:28.01	54.4 (1980 - 1800)	0:29.32 [9]	0:14.70 [10]						
	(3)	J C Morrison	14.8L (+0)	0:44.09	1800-1600 (0:14.36)	(0:14.62)	(0:14.70)						
12	7	To Ri Ruby	2:31.07	0:27.68	54.7 (1980 - 1800)	0:34.98 [11]	0:18.49 [12]						
	(7)	K A Butt	48.4L (+17)	0:50.47	1800-1600 (0:14.18)	(0:16.49)	(0:18.49)						

Scratched: Beachbreak (#8), My Wingman (#11)

Report Created: Fri 22 May 2026

(Note: Races are conducted over an approximate distance as close as possible to the advertised distance, and recorded data may vary accordingly. Official times refer to race times only and do not include handicap times.)

[] Position in running at each section and finish TAB# Saddle cloth number

:-:-- No data available at this section

NA No data available

DNT Did not track

BAR# Barrier/Gate Position

DNF Did not finish

DT-W Distance travelled compared to winner in metres

Fastest split

Fastest section

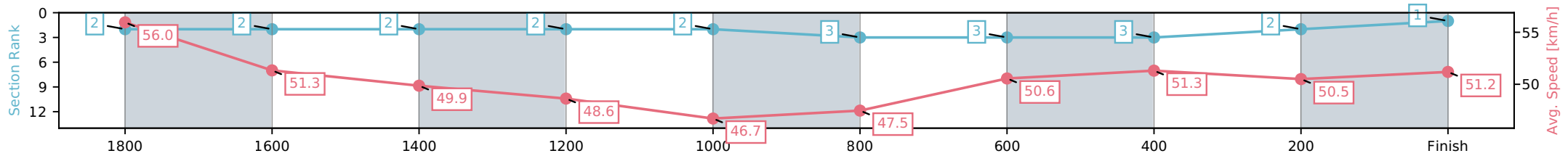
Horse/Jockey Name	Seeking Clarity/M J Williamson
Finish Rank	1
Fastest Section Time (Section)	0:14.09 (200-0)
Top Speed [km/h] (Section)	57.8 (1980 - 1800)
Race State	Finished



NZ Metropolitan Trotting Club Inc Harness
 Race 10: MOORE WALKER DAVEY SEARELLS MOBILE
 PACE - 1980m
 22 May 2026 - 9:38PM
 Weather: Cloudy



Section	L1980	L1800	L1600	L1400	L1200	L1000	L800	L600	L400	L200
Section Times	2:22.60 (0:11.10)	2:11.50 [2] (0:14.17)	1:57.33 [2] (0:14.60)	1:42.73 [2] (0:14.81)	1:27.93 [2] (0:15.64)	1:12.29 [2] (0:15.35)	0:56.94 [3] (0:14.24)	0:42.70 [3] (0:14.18)	0:28.51 [3] (0:14.42)	0:14.09 [2] (0:14.09)
Average Speed [km/h]	56.0	51.3	49.9	48.6	46.7	47.5	50.6	51.3	50.5	51.2
Top Speed [km/h]	57.8	54.7	50.7	50.8	47.6	48.9	52.3	51.5	52.1	52.6
Avg. Dist. to Rail [m]	5.2	1.6	1.6	3.0	1.7	1.7	1.5	1.6	2.3	6.1



- [] Ranking at each section and finish
- :-:- No data available at this section
- NA No data available

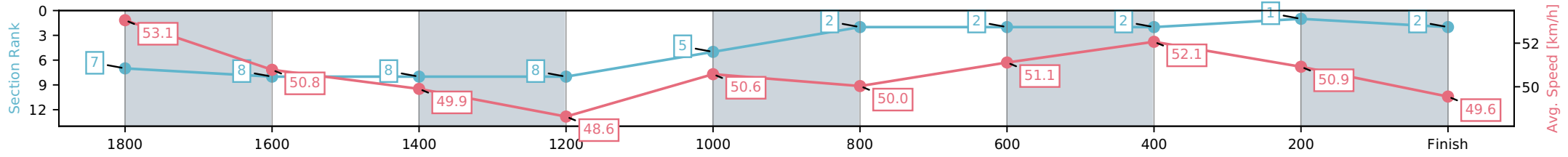
Horse/Jockey Name	Mostert/C J Dalgety
Finish Rank	2
Fastest Section Time (Section)	0:14.09 (800-600)
Top Speed [km/h] (Section)	53.5 (1980 - 1800)
Race State	Finished



NZ Metropolitan Trotting Club Inc Harness
 Race 10: MOORE WALKER DAVEY SEARELLS MOBILE
 PACE - 1980m
 22 May 2026 - 9:38PM
 Weather: Cloudy



Section	L1980	L1800	L1600	L1400	L1200	L1000	L800	L600	L400	L200
Section Times	2:22.82 (0:11.89)	2:10.93 [7] (0:14.53)	1:56.40 [8] (0:14.79)	1:41.61 [8] (0:14.80)	1:26.80 [8] (0:14.82)	1:11.99 [5] (0:14.82)	0:57.16 [2] (0:14.09)	0:43.08 [2] (0:14.14)	0:28.94 [2] (0:14.40)	0:14.54 [1] (0:14.54)
Average Speed [km/h]	53.1	50.8	49.9	48.6	50.6	50.0	51.1	52.1	50.9	49.6
Top Speed [km/h]	53.5	52.2	50.7	50.1	52.1	52.4	52.0	52.4	52.1	50.4
Avg. Dist. to Rail [m]	3.5	3.5	3.4	5.0	4.9	3.9	3.2	3.1	2.9	4.4



[] Ranking at each section and finish
 -:-:- No data available at this section
 NA No data available

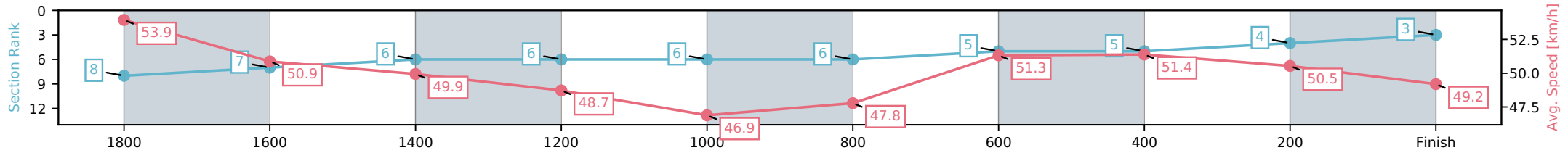
Horse/Jockey Name	Scrunch/John R Dunn
Finish Rank	3
Fastest Section Time (Section)	0:14.03 (800-600)
Top Speed [km/h] (Section)	54.7 (1980 - 1800)
Race State	Finished



NZ Metropolitan Trotting Club Inc Harness
 Race 10: MOORE WALKER DAVEY SEARELLS MOBILE
 PACE - 1980m
 22 May 2026 - 9:38PM
 Weather: Cloudy



Section	L1980	L1800	L1600	L1400	L1200	L1000	L800	L600	L400	L200
Section Times	2:23.43 (0:11.96)	2:11.47 [8] (0:14.25)	1:57.22 [7] (0:14.53)	1:42.69 [6] (0:14.78)	1:27.92 [6] (0:15.55)	1:12.37 [6] (0:15.25)	0:57.12 [6] (0:14.03)	0:43.09 [5] (0:14.12)	0:28.97 [5] (0:14.34)	0:14.63 [4] (0:14.63)
Average Speed [km/h]	53.9	50.9	49.9	48.7	46.9	47.8	51.3	51.4	50.5	49.2
Top Speed [km/h]	54.7	53.1	50.7	51.0	47.8	50.3	52.0	52.0	52.0	52.3
Avg. Dist. to Rail [m]	1.3	1.1	1.3	2.8	1.5	1.7	1.7	1.2	1.1	2.0



- [] Ranking at each section and finish
- :-:- No data available at this section
- NA No data available

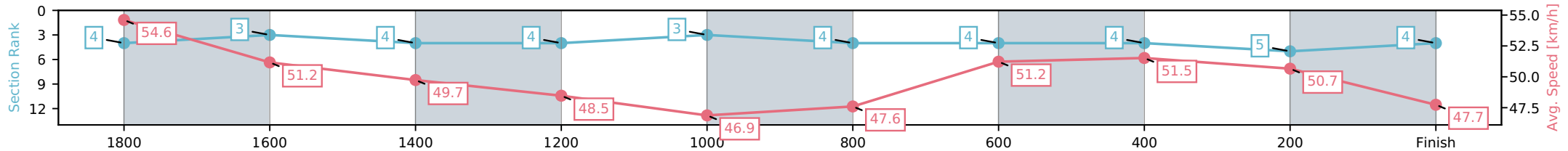
Horse/Jockey Name	Irish Dream/G D O'Reilly
Finish Rank	4
Fastest Section Time (Section)	0:14.06 (800-600)
Top Speed [km/h] (Section)	55.4 (1980 - 1800)
Race State	Finished



NZ Metropolitan Trotting Club Inc Harness
 Race 10: MOORE WALKER DAVEY SEARELLS MOBILE
 PACE - 1980m
 22 May 2026 - 9:38PM
 Weather: Cloudy



Section	L1980	L1800	L1600	L1400	L1200	L1000	L800	L600	L400	L200
Section Times	2:23.89 (0:11.49)	2:12.40 [4] (0:14.18)	1:58.21 [3] (0:14.61)	1:43.60 [4] (0:14.85)	1:28.76 [4] (0:15.55)	1:13.20 [3] (0:15.31)	0:57.90 [4] (0:14.06)	0:43.84 [4] (0:14.26)	0:29.58 [4] (0:14.50)	0:15.08 [5] (0:15.08)
Average Speed [km/h]	54.6	51.2	49.7	48.5	46.9	47.6	51.2	51.5	50.7	47.7
Top Speed [km/h]	55.4	53.8	50.9	51.0	48.0	49.8	52.1	51.7	51.4	50.8
Avg. Dist. to Rail [m]	1.8	1.4	1.4	2.9	1.6	1.8	3.4	3.0	3.6	7.1



[] Ranking at each section and finish
 -:-:- No data available at this section
 NA No data available

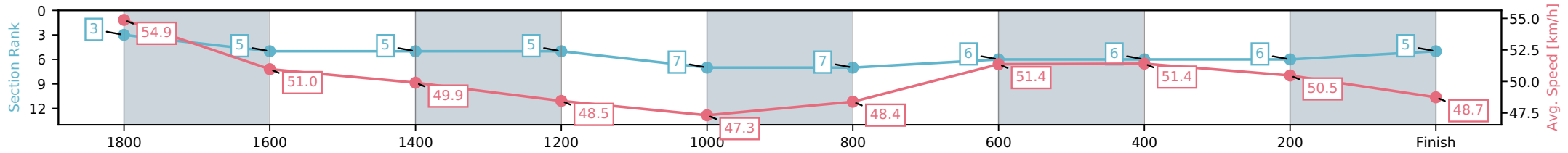
Horse/Jockey Name	Commander Joe/H V Douglas
Finish Rank	5
Fastest Section Time (Section)	0:14.02 (800-600)
Top Speed [km/h] (Section)	55.5 (1980 - 1800)
Race State	Finished



NZ Metropolitan Trotting Club Inc Harness
 Race 10: MOORE WALKER DAVEY SEARELLS MOBILE
 PACE - 1980m
 22 May 2026 - 9:38PM
 Weather: Cloudy



Section	L1980	L1800	L1600	L1400	L1200	L1000	L800	L600	L400	L200
Section Times	2:23.98 (0:11.35)	2:12.63 [3] (0:14.44)	1:58.19 [5] (0:14.77)	1:43.42 [5] (0:14.86)	1:28.57 [5] (0:15.67)	1:12.90 [7] (0:15.26)	0:57.64 [7] (0:14.02)	0:43.62 [6] (0:14.32)	0:29.30 [6] (0:14.53)	0:14.77 [6] (0:14.77)
Average Speed [km/h]	54.9	51.0	49.9	48.5	47.3	48.4	51.4	51.4	50.5	48.7
Top Speed [km/h]	55.5	53.7	50.1	50.2	48.0	49.5	52.3	51.6	51.3	50.9
Avg. Dist. to Rail [m]	7.2	3.5	3.2	5.1	3.6	3.6	3.5	3.1	3.1	5.4



- [] Ranking at each section and finish
- :-:- No data available at this section
- NA No data available

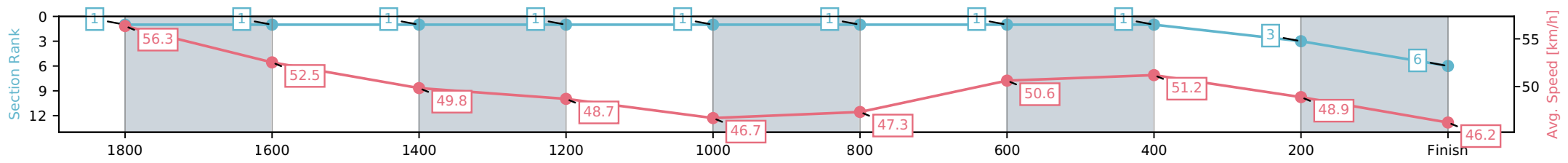
Horse/Jockey Name	Tact Teva/T M Williams
Finish Rank	6
Fastest Section Time (Section)	0:13.90 (1800-1600)
Top Speed [km/h] (Section)	57.5 (1980 - 1800)
Race State	Finished



NZ Metropolitan Trotting Club Inc Harness
 Race 10: MOORE WALKER DAVEY SEARELLS MOBILE
 PACE - 1980m
 22 May 2026 - 9:38PM
 Weather: Cloudy



Section	L1980	L1800	L1600	L1400	L1200	L1000	L800	L600	L400	L200
Section Times	2:24.20 (0:11.09)	2:13.11 [1] (0:13.90)	1:59.21 [1] (0:14.60)	1:44.61 [1] (0:14.78)	1:29.83 [1] (0:15.62)	1:14.20 [1] (0:15.38)	0:58.82 [1] (0:14.22)	0:44.60 [1] (0:14.20)	0:30.40 [1] (0:14.83)	0:15.57 [3] (0:15.57)
Average Speed [km/h]	56.3	52.5	49.8	48.7	46.7	47.3	50.6	51.2	48.9	46.2
Top Speed [km/h]	57.5	57.0	50.6	50.6	47.5	48.6	52.0	51.6	50.8	47.7
Avg. Dist. to Rail [m]	10.8	2.5	1.6	2.9	1.6	1.6	1.6	1.5	1.4	3.3



[] Ranking at each section and finish
 -:-:- No data available at this section
 NA No data available

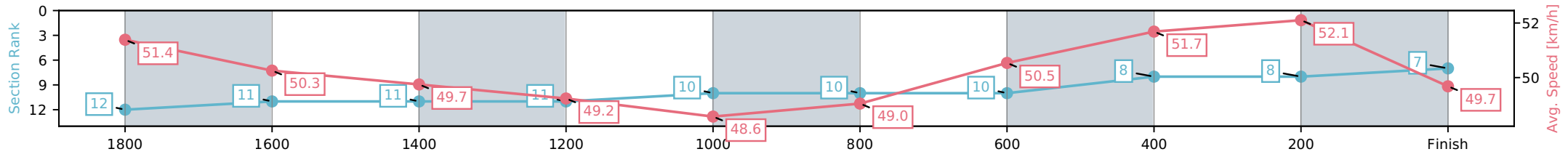
Horse/Jockey Name	Blazing Knuckles/S J Ottley
Finish Rank	7
Fastest Section Time (Section)	0:14.18 (400-200)
Top Speed [km/h] (Section)	52.4 (600-400)
Race State	Finished



NZ Metropolitan Trotting Club Inc Harness
 Race 10: MOORE WALKER DAVEY SEARELLS MOBILE
 PACE - 1980m
 22 May 2026 - 9:38PM
 Weather: Cloudy



Section	L1980	L1800	L1600	L1400	L1200	L1000	L800	L600	L400	L200
Section Times	2:24.42 (0:12.56)	2:11.86 [12] (0:14.66)	1:57.20 [11] (0:14.79)	1:42.40 [11] (0:14.62)	1:27.78 [11] (0:15.32)	1:12.46 [10] (0:15.08)	0:57.37 [10] (0:14.24)	0:43.13 [10] (0:14.44)	0:28.69 [8] (0:14.18)	0:14.51 [8] (0:14.51)
Average Speed [km/h]	51.4	50.3	49.7	49.2	48.6	49.0	50.5	51.7	52.1	49.7
Top Speed [km/h]	51.7	51.6	51.5	51.5	50.3	50.4	50.9	52.4	52.3	52.1
Avg. Dist. to Rail [m]	6.2	3.5	3.0	5.0	4.1	3.6	3.4	4.8	4.2	7.8



[] Ranking at each section and finish
 -:-:- No data available at this section
 NA No data available

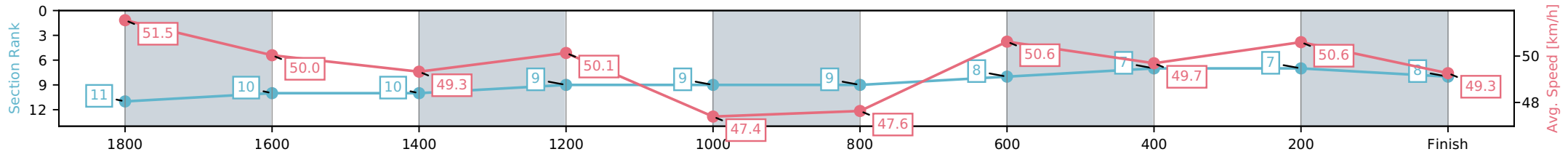
Horse/Jockey Name	Henry Winkler/D J Butcher
Finish Rank	8
Fastest Section Time (Section)	0:14.22 (800-600)
Top Speed [km/h] (Section)	52.1 (1980 - 1800)
Race State	Finished



NZ Metropolitan Trotting Club Inc Harness
 Race 10: MOORE WALKER DAVEY SEARELLS MOBILE
 PACE - 1980m
 22 May 2026 - 9:38PM
 Weather: Cloudy



Section	L1980	L1800	L1600	L1400	L1200	L1000	L800	L600	L400	L200
Section Times	2:24.49 (0:12.55)	2:11.94 [11] (0:14.50)	1:57.44 [10] (0:14.71)	1:42.73 [10] (0:14.36)	1:28.36 [9] (0:15.35)	1:13.01 [9] (0:15.25)	0:57.76 [9] (0:14.22)	0:43.54 [8] (0:14.60)	0:28.95 [7] (0:14.33)	0:14.62 [7] (0:14.62)
Average Speed [km/h]	51.5	50.0	49.3	50.1	47.4	47.6	50.6	49.7	50.6	49.3
Top Speed [km/h]	52.1	52.0	50.5	51.1	48.8	49.7	51.0	50.6	51.1	51.4
Avg. Dist. to Rail [m]	4.7	1.3	1.3	3.0	1.4	1.3	1.4	1.2	1.2	2.3



[] Ranking at each section and finish
 -:-:- No data available at this section
 NA No data available

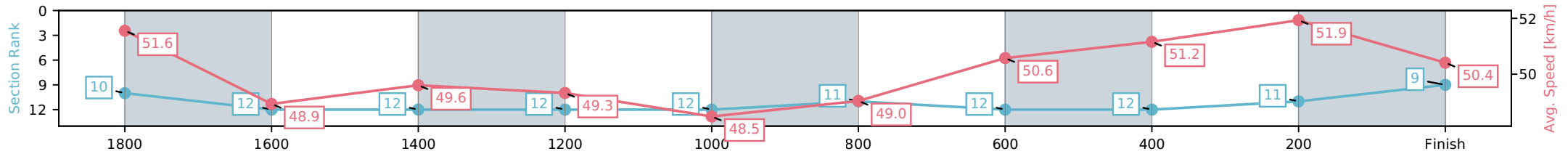
Horse/Jockey Name	Country Gold/R E Harrison
Finish Rank	9
Fastest Section Time (Section)	0:14.24 (800-600)
Top Speed [km/h] (Section)	52.8 (400-200)
Race State	Finished



NZ Metropolitan Trotting Club Inc Harness
 Race 10: MOORE WALKER DAVEY SEARELLS MOBILE
 PACE - 1980m
 22 May 2026 - 9:38PM
 Weather: Cloudy



Section	L1980	L1800	L1600	L1400	L1200	L1000	L800	L600	L400	L200
Section Times	2:24.82 (0:12.24)	2:12.58 [10] (0:15.26)	1:57.32 [12] (0:14.88)	1:42.45 [12] (0:14.60)	1:27.85 [12] (0:15.34)	1:12.51 [12] (0:15.07)	0:57.44 [11] (0:14.24)	0:43.20 [12] (0:14.56)	0:28.64 [12] (0:14.34)	0:14.30 [11] (0:14.30)
Average Speed [km/h]	51.6	48.9	49.6	49.3	48.5	49.0	50.6	51.2	51.9	50.4
Top Speed [km/h]	52.3	50.5	51.3	51.4	50.2	50.3	51.2	51.7	52.8	52.6
Avg. Dist. to Rail [m]	6.0	5.4	3.4	5.1	4.0	3.7	3.4	4.5	5.2	8.5



- [] Ranking at each section and finish
- :-:- No data available at this section
- NA No data available

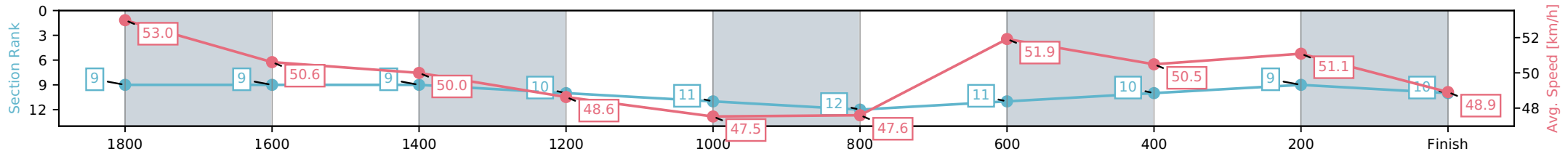
Horse/Jockey Name	The Queens Gambit/B N Orange
Finish Rank	10
Fastest Section Time (Section)	0:13.86 (800-600)
Top Speed [km/h] (Section)	53.9 (1980 - 1800)
Race State	Finished



NZ Metropolitan Trotting Club Inc Harness
 Race 10: MOORE WALKER DAVEY SEARELLS MOBILE
 PACE - 1980m
 22 May 2026 - 9:38PM
 Weather: Cloudy



Section	L1980	L1800	L1600	L1400	L1200	L1000	L800	L600	L400	L200
Section Times	2:24.86 (0:12.17)	2:12.69 [9] (0:14.58)	1:58.11 [9] (0:14.76)	1:43.35 [9] (0:14.81)	1:28.54 [10] (0:15.71)	1:12.83 [11] (0:15.66)	0:57.17 [12] (0:13.86)	0:43.31 [11] (0:14.34)	0:28.97 [10] (0:14.24)	0:14.72 [9] (0:14.72)
Average Speed [km/h]	53.0	50.6	50.0	48.6	47.5	47.6	51.9	50.5	51.1	48.9
Top Speed [km/h]	53.9	51.5	50.8	50.2	50.2	51.7	52.6	51.9	51.8	52.0
Avg. Dist. to Rail [m]	3.7	3.5	3.4	5.1	4.6	4.6	1.7	1.0	2.0	5.0



- [] Ranking at each section and finish
- :-:- No data available at this section
- NA No data available

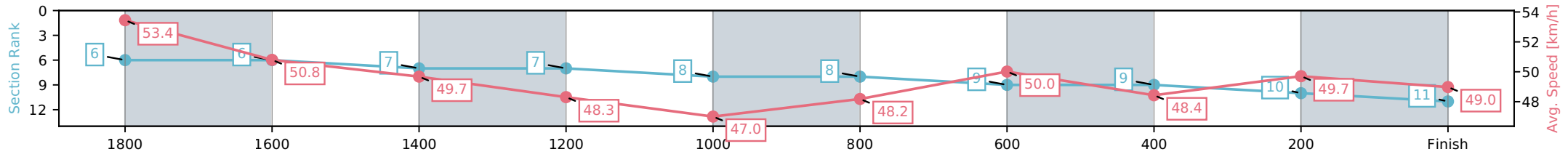
Horse/Jockey Name	Franco Humbie/J C Morrison
Finish Rank	11
Fastest Section Time (Section)	0:14.36 (1800-1600)
Top Speed [km/h] (Section)	54.4 (1980 - 1800)
Race State	Finished



NZ Metropolitan Trotting Club Inc Harness
 Race 10: MOORE WALKER DAVEY SEARELLS MOBILE
 PACE - 1980m
 22 May 2026 - 9:38PM
 Weather: Cloudy



Section	L1980	L1800	L1600	L1400	L1200	L1000	L800	L600	L400	L200
Section Times	2:25.19 (0:11.73)	2:13.46 [6] (0:14.36)	1:59.10 [6] (0:14.74)	1:44.36 [7] (0:14.90)	1:29.45 [7] (0:15.65)	1:13.80 [8] (0:15.32)	0:58.48 [8] (0:14.39)	0:44.09 [9] (0:14.77)	0:29.32 [9] (0:14.62)	0:14.70 [10] (0:14.70)
Average Speed [km/h]	53.4	50.8	49.7	48.3	47.0	48.2	50.0	48.4	49.7	49.0
Top Speed [km/h]	54.4	52.1	50.3	49.6	49.1	49.6	50.6	49.6	50.9	51.1
Avg. Dist. to Rail [m]	4.2	2.2	2.5	3.6	2.6	3.2	1.0	0.8	2.1	2.7



[] Ranking at each section and finish
 -:-:- No data available at this section
 NA No data available

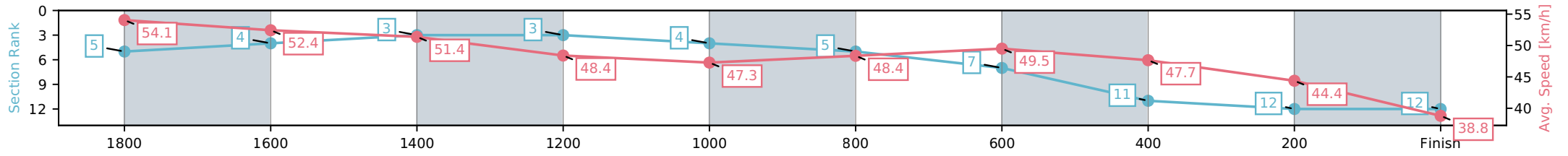
Horse/Jockey Name	To Ri Ruby/K A Butt
Finish Rank	12
Fastest Section Time (Section)	0:14.18 (1800-1600)
Top Speed [km/h] (Section)	54.7 (1980 - 1800)
Race State	Finished



NZ Metropolitan Trotting Club Inc Harness
 Race 10: MOORE WALKER DAVEY SEARELLS MOBILE
 PACE - 1980m
 22 May 2026 - 9:38PM
 Weather: Cloudy



Section	L1980	L1800	L1600	L1400	L1200	L1000	L800	L600	L400	L200
Section Times	2:31.07 (0:11.56)	2:19.51 [5] (0:14.18)	2:05.33 [4] (0:14.50)	1:50.83 [3] (0:14.87)	1:35.96 [3] (0:15.67)	1:20.29 [4] (0:15.27)	1:05.02 [5] (0:14.55)	0:50.46 [7] (0:15.49)	0:34.98 [11] (0:16.49)	0:18.49 [12] (0:18.49)
Average Speed [km/h]	54.1	52.4	51.4	48.4	47.3	48.4	49.5	47.7	44.4	38.8
Top Speed [km/h]	54.7	54.4	51.7	50.8	48.0	49.6	50.4	48.3	45.1	42.5
Avg. Dist. to Rail [m]	9.2	5.1	4.6	5.2	3.5	3.6	5.2	3.7	2.2	3.2



[] Ranking at each section and finish
 -.-.- No data available at this section
 NA No data available