



NZ Metropolitan Trotting Club Inc Harness
 Race 1: FAHEY FENCE HIRE MOBILE PACE - 1980m
 29 May 2026 - 5:13PM



Weather: Cloudy

Field Times (Race Tempo) 2:25.24 (0:11.30) 2:13.94 (0:14.45) 1:59.49 (0:15.27) 1:44.22 (0:15.68) 1:28.54 (0:15.91) 1:12.63 (0:15.75) 0:56.88 (0:14.68) 0:42.20 (0:14.44)

Rank	TAB#	Horse	Overall Time	First 400m	Top Speed km/h (Section)	L1980	L1800	L1600	L1400	L1200	L1000	L800	L600
	(BAR#)	Driver	Margin (DT-W)	Last 600m	Fastest Section (Time)	Start - 1800	1800 - 1600	1600 - 1400	1400 - 1200	1200 - 1000	1000 - 800	800 - 600	600 - 400
1	9	Route Sixty Six	2:25.24	0:27.27	55.8 (1980 - 1800)	2:25.24	2:13.94 [1]	1:59.49 [1]	1:44.22 [1]	1:28.54 [1]	1:12.63 [1]	0:56.88 [1]	0:42.20 [1]
	(9)	W J House		0:42.20	200-0 (0:13.62)	(0:11.30)	(0:14.45)	(0:15.27)	(0:15.68)	(0:15.91)	(0:15.75)	(0:14.68)	(0:14.45)
2	2	Wishing For U	2:25.58	0:28.24	54.0 (200-0)	2:25.58	2:13.66 [4]	1:58.84 [5]	1:43.16 [5]	1:27.98 [4]	1:12.46 [3]	0:56.88 [3]	0:42.46 [2]
	(2)	John R Dunn	1.9L (+4)	0:42.46	200-0 (0:13.80)	(0:11.92)	(0:14.83)	(0:15.67)	(0:15.18)	(0:15.53)	(0:15.57)	(0:14.43)	(0:14.36)
3	5	Major Performer	2:25.65	0:29.43	55.4 (200-0)	2:25.65	2:13.28 [7]	1:58.02 [7]	1:42.46 [8]	1:27.35 [8]	1:11.75 [8]	0:56.22 [7]	0:41.87 [6]
	(5)	R D Close	2.3L (+18)	0:41.87	200-0 (0:13.34)	(0:12.37)	(0:15.26)	(0:15.56)	(0:15.11)	(0:15.60)	(0:15.53)	(0:14.35)	(0:14.49)
4	4	B B Crunch	2:25.98	0:27.59	55.6 (1980 - 1800)	2:25.98	2:14.65 [2]	1:59.91 [2]	1:44.65 [2]	1:28.96 [2]	1:13.07 [2]	0:57.33 [2]	0:42.64 [3]
	(4)	B N Orange	4.2L (-1)	0:42.66	200-0 (0:14.04)	(0:11.33)	(0:14.73)	(0:15.26)	(0:15.69)	(0:15.90)	(0:15.74)	(0:14.68)	(0:14.44)
5	1	Impressive Shard	2:26.04	0:28.42	55.0 (1980 - 1800)	2:26.04	2:14.41 [3]	1:59.61 [3]	1:44.37 [3]	1:28.71 [3]	1:12.78 [4]	0:57.08 [4]	0:42.36 [5]
	(1)	J W Cox	4.5L (+0)	0:42.37	200-0 (0:13.84)	(0:11.63)	(0:14.80)	(0:15.24)	(0:15.66)	(0:15.93)	(0:15.70)	(0:14.72)	(0:14.42)
6	10	Larissa Beaudiene	2:26.23	0:28.85	54.3 (1980 - 1800)	2:26.23	2:13.94 [6]	1:58.93 [6]	1:43.36 [7]	1:28.24 [7]	1:12.63 [5]	0:57.11 [5]	0:42.76 [4]
	(10)	R T May	5.7L (+14)	0:42.76	200-0 (0:13.99)	(0:12.29)	(0:15.01)	(0:15.57)	(0:15.12)	(0:15.61)	(0:15.52)	(0:14.35)	(0:14.51)
7	7	Heaven Forbid	2:27.00	0:29.56	53.3 (400-200)	2:27.00	2:14.48 [8]	1:59.19 [8]	1:44.33 [6]	1:29.07 [6]	1:13.11 [7]	0:57.35 [8]	0:42.56 [9]
	(7)	R E Cameron	10.1L (+2)	0:42.56	200-0 (0:13.99)	(0:12.52)	(0:15.28)	(0:14.86)	(0:15.26)	(0:15.96)	(0:15.76)	(0:14.78)	(0:14.29)
8	8	Royal Belle	2:27.03	0:30.17	52.8 (400-200)	2:27.03	2:14.34 [9]	1:58.64 [9]	1:43.51 [9]	1:28.38 [9]	1:12.81 [9]	0:57.32 [9]	0:42.95 [8]
	(8)	K V Hadfield	10.2L (+18)	0:42.96	400-200 (0:14.23)	(0:12.69)	(0:15.70)	(0:15.13)	(0:15.14)	(0:15.57)	(0:15.49)	(0:14.36)	(0:14.47)
9	3	Hes Santas Excuse	2:27.38	0:28.36	53.4 (1980 - 1800)	2:27.38	2:15.37 [5]	2:00.92 [4]	1:45.21 [4]	1:29.68 [5]	1:13.78 [6]	0:58.08 [6]	0:43.31 [7]
	(3)	S J Thornley	12.2L (+6)	0:43.32	400-200 (0:14.18)	(0:12.01)	(0:14.46)	(0:15.71)	(0:15.53)	(0:15.90)	(0:15.69)	(0:14.77)	(0:14.53)

Scratched: Eyes Of An Angel (#6)

Report Created: Fri 29 May 2026

(Note: Races are conducted over an approximate distance as close as possible to the advertised distance, and recorded data may vary accordingly. Official times refer to race times only and do not include handicap times.)

[] Position in running at each section and finish
 -:--:-- No data available at this section
 NA No data available
 DNT Did not track

TAB# Saddle cloth number
 BAR# Barrier/Gate Position
 DNF Did not finish
 DT-W Distance travelled compared to winner in metres

Fastest split
 Fastest section

data processed by TRIPLESDATA



NZ Metropolitan Trotting Club Inc Harness
 Race 1: FAHEY FENCE HIRE MOBILE PACE - 1980m
 29 May 2026 - 5:13PM



Weather: Cloudy

Field Times 0:27.76 0:13.62
 (Race Tempo) (0:14.14) (0:13.62)

Rank	TAB#	Horse	Overall Time	First 400m	Top Speed km/h (Section)	L400	L200						
	(BAR#)	Driver	Margin (DT-W)	Last 600m	Fastest Section (Time)	400 - 200	200 - Finish						
1	9	Route Sixty Six	2:25.24	0:27.27	55.8 (1980 - 1800)	0:27.75 [2]	0:13.62 [1]						
	(9)	W J House		0:42.20	200-0 (0:13.62)	(0:14.13)	(0:13.62)						
2	2	Wishing For U	2:25.58	0:28.24	54.0 (200-0)	0:28.10 [1]	0:13.80 [2]						
	(2)	John R Dunn	1.9L (+4)	0:42.46	200-0 (0:13.80)	(0:14.30)	(0:13.80)						
3	5	Major Performer	2:25.65	0:29.43	55.4 (200-0)	0:27.38 [6]	0:13.34 [6]						
	(5)	R D Close	2.3L (+18)	0:41.87	200-0 (0:13.34)	(0:14.04)	(0:13.34)						
4	4	B B Crunch	2:25.98	0:27.59	55.6 (1980 - 1800)	0:28.21 [3]	0:14.04 [3]						
	(4)	B N Orange	4.2L (-1)	0:42.66	200-0 (0:14.04)	(0:14.18)	(0:14.04)						
5	1	Impressive Shard	2:26.04	0:28.42	55.0 (1980 - 1800)	0:27.95 [5]	0:13.84 [4]						
	(1)	J W Cox	4.5L (+0)	0:42.37	200-0 (0:13.84)	(0:14.11)	(0:13.84)						
6	10	Larissa Beaudiene	2:26.23	0:28.85	54.3 (1980 - 1800)	0:28.25 [4]	0:13.99 [5]						
	(10)	R T May	5.7L (+14)	0:42.76	200-0 (0:13.99)	(0:14.26)	(0:13.99)						
7	7	Heaven Forbid	2:27.00	0:29.56	53.3 (400-200)	0:28.27 [9]	0:13.99 [9]						
	(7)	R E Cameron	10.1L (+2)	0:42.56	200-0 (0:13.99)	(0:14.28)	(0:13.99)						
8	8	Royal Belle	2:27.03	0:30.17	52.8 (400-200)	0:28.48 [7]	0:14.26 [8]						
	(8)	K V Hadfield	10.2L (+18)	0:42.96	400-200 (0:14.23)	(0:14.23)	(0:14.26)						
9	3	Hes Santas Excuse	2:27.38	0:28.36	53.4 (1980 - 1800)	0:28.78 [8]	0:14.61 [7]						
	(3)	S J Thornley	12.2L (+6)	0:43.32	400-200 (0:14.18)	(0:14.18)	(0:14.61)						

Scratched: Eyes Of An Angel (#6)

Report Created: Fri 29 May 2026

(Note: Races are conducted over an approximate distance as close as possible to the advertised distance, and recorded data may vary accordingly. Official times refer to race times only and do not include handicap times.)

[] Position in running at each section and finish TAB# Saddle cloth number

:-:-- No data available at this section

NA No data available

DNT Did not track

BAR# Barrier/Gate Position

DNF Did not finish

DT-W Distance travelled compared to winner in metres

Fastest split

Fastest section

data processed by



Horse/Jockey Name	Route Sixty Six/W J House
Finish Rank	1
Fastest Section Time (Section)	0:13.62 (200-0)
Top Speed [km/h] (Section)	55.8 (1980 - 1800)
Race State	Finished



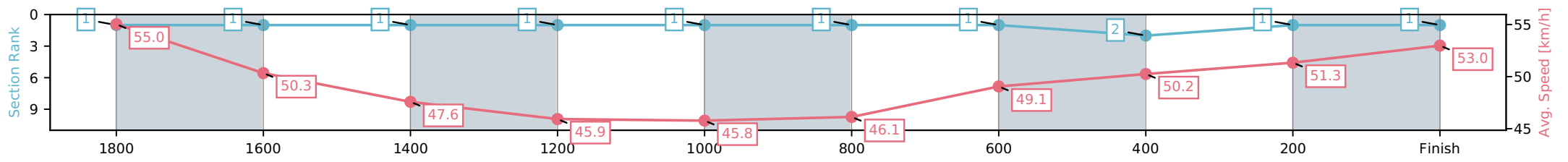
NZ Metropolitan Trotting Club Inc Harness
 Race 1: FAHEY FENCE HIRE MOBILE PACE - 1980m



29 May 2026 - 5:13PM

Weather: Cloudy

Section	L1980	L1800	L1600	L1400	L1200	L1000	L800	L600	L400	L200
Section Times	2:25.24 (0:11.30)	2:13.94 [1] (0:14.45)	1:59.49 [1] (0:15.27)	1:44.22 [1] (0:15.68)	1:28.54 [1] (0:15.91)	1:12.63 [1] (0:15.75)	0:56.88 [1] (0:14.68)	0:42.20 [1] (0:14.45)	0:27.75 [2] (0:14.13)	0:13.62 [1] (0:13.62)
Average Speed [km/h]	55.0	50.3	47.6	45.9	45.8	46.1	49.1	50.2	51.3	53.0
Top Speed [km/h]	55.8	54.3	47.8	47.5	46.6	46.8	50.4	51.1	53.8	54.5
Avg. Dist. to Rail [m]	10.9	2.3	1.4	4.6	1.5	1.5	2.2	1.5	1.5	4.6



[] Ranking at each section and finish
 -:-:- No data available at this section
 NA No data available

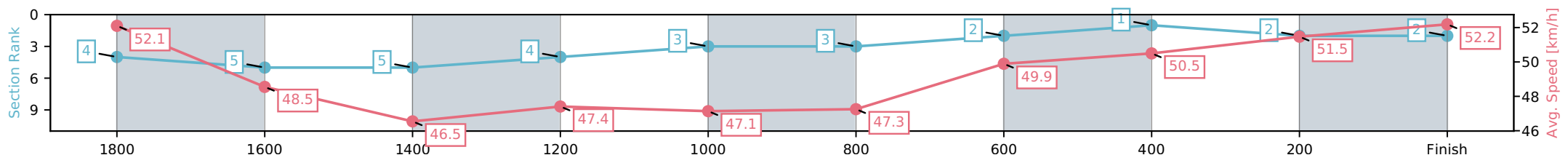
Horse/Jockey Name	Wishing For U/John R Dunn
Finish Rank	2
Fastest Section Time (Section)	0:13.80 (200-0)
Top Speed [km/h] (Section)	54.0 (200-0)
Race State	Finished



NZ Metropolitan Trotting Club Inc Harness
 Race 1: FAHEY FENCE HIRE MOBILE PACE - 1980m
 29 May 2026 - 5:13PM
 Weather: Cloudy



Section	L1980	L1800	L1600	L1400	L1200	L1000	L800	L600	L400	L200
Section Times	2:25.58 (0:11.92)	2:13.66 [4] (0:14.83)	1:58.84 [5] (0:15.67)	1:43.16 [5] (0:15.18)	1:27.98 [4] (0:15.53)	1:12.46 [3] (0:15.57)	0:56.88 [3] (0:14.43)	0:42.46 [2] (0:14.36)	0:28.10 [1] (0:14.30)	0:13.80 [2] (0:13.80)
Average Speed [km/h]	52.1	48.5	46.5	47.4	47.1	47.3	49.9	50.5	51.5	52.2
Top Speed [km/h]	54.0	49.0	48.7	48.1	47.9	47.9	50.7	51.0	53.3	54.0
Avg. Dist. to Rail [m]	2.0	0.8	1.9	4.7	2.1	3.0	3.1	1.3	3.4	5.7



[] Ranking at each section and finish
 -:-:- No data available at this section
 NA No data available

Horse/Jockey Name	Major Performer/R D Close
Finish Rank	3
Fastest Section Time (Section)	0:13.34 (200-0)
Top Speed [km/h] (Section)	55.4 (200-0)
Race State	Finished



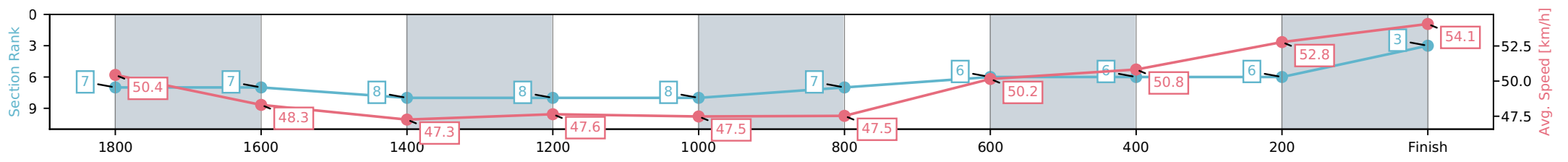
NZ Metropolitan Trotting Club Inc Harness
 Race 1: FAHEY FENCE HIRE MOBILE PACE - 1980m



29 May 2026 - 5:13PM

Weather: Cloudy

Section	L1980	L1800	L1600	L1400	L1200	L1000	L800	L600	L400	L200
Section Times	2:25.65 (0:12.37)	2:13.28 [7] (0:15.26)	1:58.02 [7] (0:15.56)	1:42.46 [8] (0:15.11)	1:27.35 [8] (0:15.60)	1:11.75 [8] (0:15.53)	0:56.22 [7] (0:14.35)	0:41.87 [6] (0:14.49)	0:27.38 [6] (0:14.04)	0:13.34 [6] (0:13.34)
Average Speed [km/h]	50.4	48.3	47.3	47.6	47.5	47.5	50.2	50.8	52.8	54.1
Top Speed [km/h]	52.1	50.0	49.9	48.5	48.2	48.3	51.1	51.6	55.0	55.4
Avg. Dist. to Rail [m]	7.4	4.3	2.9	6.6	3.5	3.4	4.6	3.4	4.7	8.9



[] Ranking at each section and finish
 -:-:- No data available at this section
 NA No data available

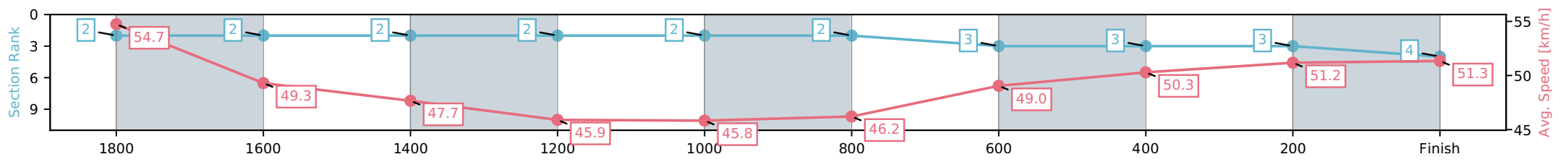
Horse/Jockey Name	B B Crunch/B N Orange
Finish Rank	4
Fastest Section Time (Section)	0:14.04 (200-0)
Top Speed [km/h] (Section)	55.6 (1980 - 1800)
Race State	Finished



NZ Metropolitan Trotting Club Inc Harness
 Race 1: FAHEY FENCE HIRE MOBILE PACE - 1980m
 29 May 2026 - 5:13PM
 Weather: Cloudy



Section	L1980	L1800	L1600	L1400	L1200	L1000	L800	L600	L400	L200
Section Times	2:25.98 (0:11.33)	2:14.65 [2] (0:14.73)	1:59.91 [2] (0:15.26)	1:44.65 [2] (0:15.69)	1:28.96 [2] (0:15.90)	1:13.07 [2] (0:15.74)	0:57.33 [2] (0:14.68)	0:42.64 [3] (0:14.44)	0:28.21 [3] (0:14.18)	0:14.04 [3] (0:14.04)
Average Speed [km/h]	54.7	49.3	47.7	45.9	45.8	46.2	49.0	50.3	51.2	51.3
Top Speed [km/h]	55.6	52.5	48.2	47.5	46.8	46.8	50.2	51.0	53.6	53.8
Avg. Dist. to Rail [m]	6.1	1.7	1.5	4.5	1.6	1.5	2.2	1.5	1.2	3.2



[] Ranking at each section and finish
 -:-:- No data available at this section
 NA No data available

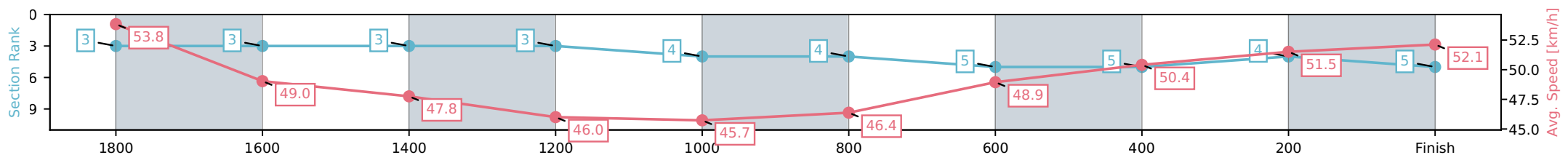
Horse/Jockey Name	Impressive Shard/J W Cox
Finish Rank	5
Fastest Section Time (Section)	0:13.84 (200-0)
Top Speed [km/h] (Section)	55.0 (1980 - 1800)
Race State	Finished



NZ Metropolitan Trotting Club Inc Harness
 Race 1: FAHEY FENCE HIRE MOBILE PACE - 1980m
 29 May 2026 - 5:13PM
 Weather: Cloudy



Section	L1980	L1800	L1600	L1400	L1200	L1000	L800	L600	L400	L200
Section Times	2:26.04 (0:11.63)	2:14.41 [3] (0:14.80)	1:59.61 [3] (0:15.24)	1:44.37 [3] (0:15.66)	1:28.71 [3] (0:15.93)	1:12.78 [4] (0:15.70)	0:57.08 [4] (0:14.72)	0:42.36 [5] (0:14.42)	0:27.95 [5] (0:14.11)	0:13.84 [4] (0:13.84)
Average Speed [km/h]	53.8	49.0	47.8	46.0	45.7	46.4	48.9	50.4	51.5	52.1
Top Speed [km/h]	55.0	51.4	48.3	47.7	47.3	47.5	50.6	51.6	53.8	54.2
Avg. Dist. to Rail [m]	1.9	1.5	1.7	5.0	1.5	1.6	2.7	1.7	1.8	5.2



[] Ranking at each section and finish
 -:-:- No data available at this section
 NA No data available

Horse/Jockey Name	Larissa Beaudiene/R T May
Finish Rank	6
Fastest Section Time (Section)	0:13.99 (200-0)
Top Speed [km/h] (Section)	54.3 (1980 - 1800)
Race State	Finished



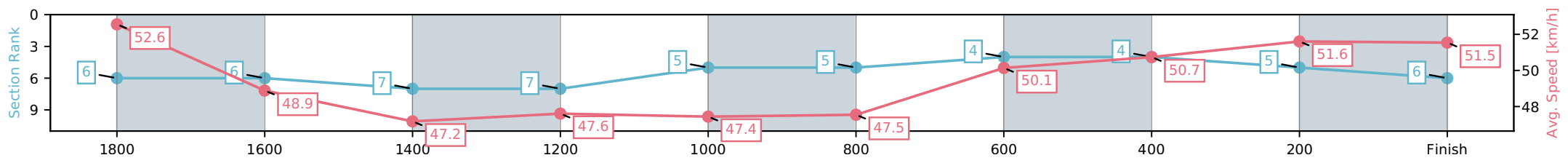
NZ Metropolitan Trotting Club Inc Harness
 Race 1: FAHEY FENCE HIRE MOBILE PACE - 1980m



29 May 2026 - 5:13PM

Weather: Cloudy

Section	L1980	L1800	L1600	L1400	L1200	L1000	L800	L600	L400	L200
Section Times	2:26.23 (0:12.29)	2:13.94 [6] (0:15.01)	1:58.93 [6] (0:15.57)	1:43.36 [7] (0:15.12)	1:28.24 [7] (0:15.61)	1:12.63 [5] (0:15.52)	0:57.11 [5] (0:14.35)	0:42.76 [4] (0:14.51)	0:28.25 [4] (0:14.26)	0:13.99 [5] (0:13.99)
Average Speed [km/h]	52.6	48.9	47.2	47.6	47.4	47.5	50.1	50.7	51.6	51.5
Top Speed [km/h]	54.3	49.8	49.7	48.5	48.1	48.2	51.1	51.4	52.9	53.7
Avg. Dist. to Rail [m]	3.5	3.3	2.7	6.6	3.5	3.4	4.6	3.3	3.6	7.3



[] Ranking at each section and finish
 -:-:- No data available at this section
 NA No data available

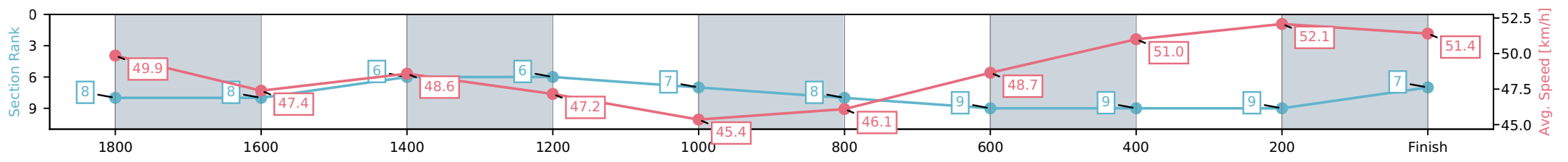
Horse/Jockey Name	Heaven Forbid/R E Cameron
Finish Rank	7
Fastest Section Time (Section)	0:13.99 (200-0)
Top Speed [km/h] (Section)	53.3 (400-200)
Race State	Finished



NZ Metropolitan Trotting Club Inc Harness
 Race 1: FAHEY FENCE HIRE MOBILE PACE - 1980m
 29 May 2026 - 5:13PM
 Weather: Cloudy



Section	L1980	L1800	L1600	L1400	L1200	L1000	L800	L600	L400	L200
Section Times	2:27.00 (0:12.52)	2:14.48 [8] (0:15.28)	1:59.19 [8] (0:14.86)	1:44.33 [6] (0:15.26)	1:29.07 [6] (0:15.96)	1:13.11 [7] (0:15.76)	0:57.35 [8] (0:14.78)	0:42.56 [9] (0:14.29)	0:28.27 [9] (0:14.28)	0:13.99 [9] (0:13.99)
Average Speed [km/h]	49.9	47.4	48.6	47.2	45.4	46.1	48.7	51.0	52.1	51.4
Top Speed [km/h]	52.0	50.4	50.2	48.7	46.4	47.0	50.1	52.4	53.3	53.2
Avg. Dist. to Rail [m]	7.6	2.1	0.5	2.5	0.8	1.3	1.8	2.0	5.3	8.3



[] Ranking at each section and finish
 -:-:- No data available at this section
 NA No data available

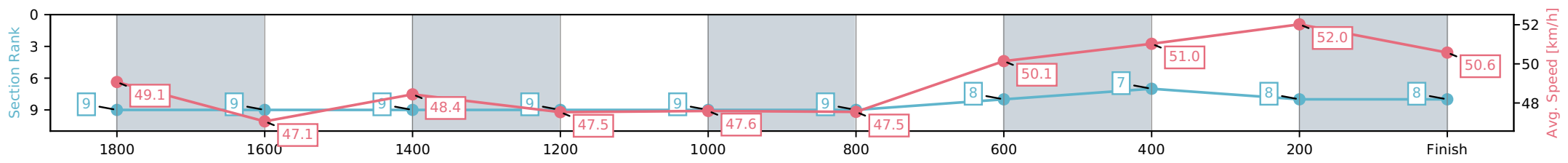
Horse/Jockey Name	Royal Belle/K V Hadfield
Finish Rank	8
Fastest Section Time (Section)	0:14.23 (400-200)
Top Speed [km/h] (Section)	52.8 (400-200)
Race State	Finished



NZ Metropolitan Trotting Club Inc Harness
 Race 1: FAHEY FENCE HIRE MOBILE PACE - 1980m
 29 May 2026 - 5:13PM
 Weather: Cloudy



Section	L1980	L1800	L1600	L1400	L1200	L1000	L800	L600	L400	L200
Section Times	2:27.03 (0:12.69)	2:14.34 [9] (0:15.70)	1:58.64 [9] (0:15.13)	1:43.51 [9] (0:15.14)	1:28.38 [9] (0:15.57)	1:12.81 [9] (0:15.49)	0:57.32 [9] (0:14.36)	0:42.95 [8] (0:14.47)	0:28.48 [7] (0:14.23)	0:14.26 [8] (0:14.26)
Average Speed [km/h]	49.1	47.1	48.4	47.5	47.6	47.5	50.1	51.0	52.0	50.6
Top Speed [km/h]	51.7	50.0	51.0	48.3	48.3	48.6	51.2	52.1	52.8	52.8
Avg. Dist. to Rail [m]	11.2	5.3	2.5	6.1	3.6	3.1	4.4	3.7	4.3	4.6



[] Ranking at each section and finish
 -:-:- No data available at this section
 NA No data available

Horse/Jockey Name	Hes Santos Excuse/S J Thornley
Finish Rank	9
Fastest Section Time (Section)	0:14.18 (400-200)
Top Speed [km/h] (Section)	53.4 (1980 - 1800)
Race State	Finished



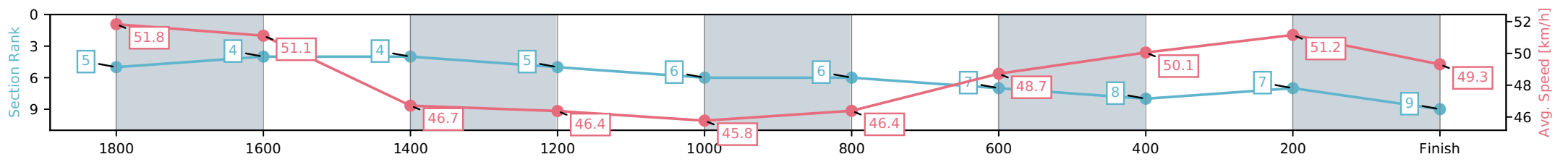
NZ Metropolitan Trotting Club Inc Harness
 Race 1: FAHEY FENCE HIRE MOBILE PACE - 1980m



29 May 2026 - 5:13PM

Weather: Cloudy

Section	L1980	L1800	L1600	L1400	L1200	L1000	L800	L600	L400	L200
Section Times	2:27.38 (0:12.01)	2:15.37 [5] (0:14.46)	2:00.92 [4] (0:15.71)	1:45.21 [4] (0:15.53)	1:29.68 [5] (0:15.90)	1:13.78 [6] (0:15.69)	0:58.08 [6] (0:14.77)	0:43.31 [7] (0:14.53)	0:28.78 [8] (0:14.18)	0:14.61 [7] (0:14.61)
Average Speed [km/h]	51.8	51.1	46.7	46.4	45.8	46.4	48.7	50.1	51.2	49.3
Top Speed [km/h]	53.4	52.5	48.4	47.6	47.3	47.8	49.9	50.3	52.0	52.3
Avg. Dist. to Rail [m]	5.7	4.5	2.5	4.7	1.4	1.6	2.7	1.8	1.4	3.0



[] Ranking at each section and finish
 -:-:- No data available at this section
 NA No data available