



NZ Metropolitan Trotting Club Inc Harness  
 Race 2: COLIN STEELE MEMORIAL TROT - 2000m  
 29 May 2026 - 5:38PM



Weather: Cloudy

Field Times (Race Tempo) 2:33.00 (0:18.19) 2:14.81 (0:15.75) 1:59.06 (0:14.75) 1:44.31 (0:14.67) 1:29.64 (0:14.89) 1:14.75 (0:15.79) 0:58.96 (0:15.17) 0:43.79 (0:14.95)

Rank	TAB#	Horse	Overall Time	First 400m	Top Speed km/h (Section)	L2000	L1800	L1600	L1400	L1200	L1000	L800	L600
	(BAR#)	Driver	Margin (DT-W)	Last 600m	Fastest Section (Time)	Start - 1800	1800 - 1600	1600 - 1400	1400 - 1200	1200 - 1000	1000 - 800	800 - 600	600 - 400
1	6	Amistozo	2:33.00	0:33.94	51.7 (200-0)	2:33.00	2:14.81 [1]	1:59.06 [1]	1:43.98 [2]	1:29.33 [2]	1:14.26 [2]	0:58.62 [2]	0:43.48 [2]
	(6)	J C Morrison		0:43.48	200-0 (0:14.12)	(0:18.19)	(0:15.75)	(0:15.08)	(0:14.65)	(0:15.06)	(0:15.65)	(0:15.14)	(0:14.94)
2	13	Dornish Hill	2:33.16	0:35.20	52.6 (1400-1200)	2:33.16	2:13.60 [11]	1:57.96 [9]	1:42.98 [9]	1:29.11 [5]	1:14.19 [3]	0:58.62 [3]	0:43.54 [3]
	(13)	B N Orange	0.9L (+20)	0:43.54	1400-1200 (0:13.87)	(0:19.56)	(0:15.64)	(0:14.98)	(0:13.87)	(0:14.92)	(0:15.57)	(0:15.08)	(0:14.75)
3	5	Help Me	2:33.58	0:34.80	51.7 (1600-1400)	2:33.58	2:14.42 [7]	1:58.78 [6]	1:43.82 [5]	1:29.62 [3]	1:14.21 [5]	0:58.67 [5]	0:43.58 [5]
	(5)	R T May	3.3L (+17)	0:43.58	1400-1200 (0:14.20)	(0:19.16)	(0:15.64)	(0:14.96)	(0:14.20)	(0:15.41)	(0:15.54)	(0:15.09)	(0:14.91)
4	1	Major Cyclone	2:33.71	0:34.61	52.5 (400-200)	2:33.71	2:14.62 [6]	1:59.10 [4]	1:44.02 [4]	1:29.42 [6]	1:14.26 [6]	0:58.65 [6]	0:43.51 [6]
	(1)	R J Butt	4.1L (+1)	0:43.50	400-200 (0:14.22)	(0:19.09)	(0:15.52)	(0:15.08)	(0:14.61)	(0:15.16)	(0:15.61)	(0:15.14)	(0:15.02)
5	7	Calmbeforethestorm	2:34.00	0:34.67	52.1 (200-0)	2:34.00	2:15.23 [4]	1:59.32 [5]	1:44.18 [6]	1:29.70 [7]	1:14.28 [7]	0:58.74 [7]	0:43.66 [7]
	(7)	G D O'Reilly	5.7L (+18)	0:43.67	400-200 (0:14.32)	(0:18.77)	(0:15.90)	(0:15.14)	(0:14.48)	(0:15.42)	(0:15.54)	(0:15.08)	(0:14.89)
6	2	Chocta	2:34.26	0:34.97	52.8 (200-0)	2:34.26	2:15.21 [5]	1:59.29 [8]	1:44.14 [8]	1:29.62 [9]	1:14.24 [9]	0:58.69 [9]	0:43.62 [9]
	(2)	R D Close	7.2L (+18)	0:43.62	200-0 (0:14.17)	(0:19.05)	(0:15.92)	(0:15.15)	(0:14.51)	(0:15.38)	(0:15.55)	(0:15.07)	(0:15.12)
7	15	Time For Victory	2:34.31	0:36.12	53.6 (400-200)	2:34.31	2:13.95 [13]	1:58.19 [14]	1:42.59 [13]	1:27.99 [13]	1:13.57 [11]	0:58.43 [10]	0:43.37 [10]
	(U2)	O G Thornley	7.5L (+8)	0:43.37	200-0 (0:13.95)	(0:20.36)	(0:15.76)	(0:15.60)	(0:14.60)	(0:14.42)	(0:15.13)	(0:15.06)	(0:15.11)
8	11	Lipstick	2:34.36	0:34.93	53.0 (400-200)	2:34.36	2:14.94 [10]	1:59.43 [7]	1:44.33 [7]	1:29.77 [8]	1:14.46 [8]	0:58.92 [8]	0:43.76 [8]
	(11)	P J Davis	7.8L (+5)	0:43.76	400-200 (0:14.12)	(0:19.42)	(0:15.51)	(0:15.10)	(0:14.57)	(0:15.31)	(0:15.54)	(0:15.16)	(0:15.11)
9	9	Katelin	2:34.90	0:33.95	50.8 (1600-1400)	2:34.90	2:16.26 [3]	2:00.96 [2]	1:46.21 [1]	1:31.54 [1]	1:16.65 [1]	1:00.86 [1]	0:45.69 [1]
	(9)	S J Ottley	10.8L (+3)	0:45.69	400-200 (0:14.47)	(0:18.64)	(0:15.31)	(0:14.74)	(0:14.67)	(0:14.89)	(0:15.79)	(0:15.17)	(0:14.94)
10	10	Majestic Flyer	2:35.64	0:35.78	51.2 (200-0)	2:35.64	2:15.73 [12]	1:59.86 [13]	1:44.34 [12]	1:29.68 [12]	1:14.44 [13]	0:58.94 [13]	0:44.25 [13]
	(10)	S J Tomlinson	15.1L (+10)	0:44.25	400-200 (0:14.55)	(0:19.91)	(0:15.87)	(0:15.52)	(0:14.66)	(0:15.24)	(0:15.50)	(0:14.69)	(0:14.99)

Scratched: Lavra Segil (#14)

Report Created: Fri 29 May 2026

(Note: Races are conducted over an approximate distance as close as possible to the advertised distance, and recorded data may vary accordingly. Official times refer to race times only and do not include handicap times.)

[ ] Position in running at each section and finish  
 TAB# Saddle cloth number  
 --- No data available at this section  
 BAR# Barrier/Gate Position  
 NA No data available  
 DNF Did not finish  
 DNT Did not track  
 DT-W Distance travelled compared to winner in metres

Fastest split  
 Fastest section

data processed by TRIPLESDATA



NZ Metropolitan Trotting Club Inc Harness  
 Race 2: COLIN STEELE MEMORIAL TROT - 2000m  
 29 May 2026 - 5:38PM



Weather: Cloudy

Field Times (Race Tempo)      2:33.00 (0:18.19)    2:14.81 (0:15.75)    1:59.06 (0:14.75)    1:44.31 (0:14.67)    1:29.64 (0:14.89)    1:14.75 (0:15.79)    0:58.96 (0:15.17)    0:43.79 (0:14.95)

Rank	TAB#	Horse	Overall Time	First 400m	Top Speed km/h (Section)	L2000	L1800	L1600	L1400	L1200	L1000	L800	L600
	(BAR#)	Driver	Margin (DT-W)	Last 600m	Fastest Section (Time)	Start - 1800	1800 - 1600	1600 - 1400	1400 - 1200	1200 - 1000	1000 - 800	800 - 600	600 - 400
11	8	Just Easy	2:36.31	0:35.53	51.1 (400-200)	2:36.31	2:17.14 [8]	2:00.78 [11]	1:45.50 [11]	1:30.75 [11]	1:15.48 [12]	0:59.93 [12]	0:44.98 [12]
	(8)	J B Geddes	18.9L (+20)	0:44.97	400-200 (0:14.52)	(0:19.17)	(0:16.36)	(0:15.28)	(0:14.75)	(0:15.27)	(0:15.55)	(0:14.95)	(0:15.39)
12	4	Chocolate Angus	2:36.36	0:35.70	50.5 (200-0)	2:36.36	2:15.86 [14]	2:00.66 [12]	1:45.68 [10]	1:31.18 [10]	1:15.86 [10]	1:00.38 [11]	0:45.36 [11]
	(4)	M D Alfeld	19.2L (+9)	0:45.36	1400-1200 (0:14.50)	(0:20.50)	(0:15.20)	(0:14.98)	(0:14.50)	(0:15.32)	(0:15.48)	(0:15.02)	(0:15.39)
13	3	Monsignor	2:37.30	0:34.28	49.7 (1400-1200)	2:37.30	2:18.73 [2]	2:03.02 [3]	1:47.92 [3]	1:33.30 [4]	1:18.18 [4]	1:02.56 [4]	0:47.40 [4]
	(3)	S J Thornley	24.6L (-4)	0:47.41	1400-1200 (0:14.62)	(0:18.57)	(0:15.71)	(0:15.10)	(0:14.62)	(0:15.12)	(0:15.62)	(0:15.16)	(0:15.49)
14	12	Champers Pat	2:39.49	0:35.42	50.0 (800-600)	2:39.49	2:20.10 [9]	2:04.07 [10]	1:47.10 [14]	1:31.05 [14]	1:16.05 [14]	1:00.54 [14]	0:45.81 [14]
	(12)	K G Cameron	37.1L (+0)	0:45.81	800-600 (0:14.73)	(0:19.39)	(0:16.03)	(0:16.98)	(0:16.04)	(0:15.01)	(0:15.51)	(0:14.73)	(0:15.08)
15	16	Terry Webster	2:54.47	0:44.23	47.5 (1400-1200)	2:54.47	2:32.10 [15]	2:10.24 [15]	1:54.05 [15]	1:38.72 [15]	1:22.70 [15]	1:06.48 [15]	0:50.58 [15]
	(U3)	M B Holbrough	122.7L (+1)	0:50.58	1400-1200 (0:15.33)	(0:22.37)	(0:21.86)	(0:16.19)	(0:15.33)	(0:16.02)	(0:16.22)	(0:15.90)	(0:16.83)

Scratched: Lavra Segil (#14)

Report Created: Fri 29 May 2026

(Note: Races are conducted over an approximate distance as close as possible to the advertised distance, and recorded data may vary accordingly. Official times refer to race times only and do not include handicap times.)

[ ] Position in running at each section and finish    TAB# Saddle cloth number

-:-:- No data available at this section

NA No data available

DNT Did not track

BAR# Barrier/Gate Position

DNF Did not finish

DT-W Distance travelled compared to winner in metres

Fastest split

Fastest section

data processed by  TRIPLES DATA



NZ Metropolitan Trotting Club Inc Harness  
Race 2: COLIN STEELE MEMORIAL TROT - 2000m

29 May 2026 - 5:38PM



Weather: Cloudy

Field Times                      0:28.84      0:14.38  
(Race Tempo)                    (0:14.47)    (0:14.38)

Rank	TAB#	Horse	Overall Time	First 400m	Top Speed km/h (Section)	L400	L200						
	(BAR#)	Driver	Margin (DT-W)	Last 600m	Fastest Section (Time)	400 - 200	200 - Finish						
1	6	Amistozo	2:33.00	0:33.94	51.7 (200-0)	0:28.54 [3]	0:14.12 [3]						
	(6)	J C Morrison		0:43.48	200-0 (0:14.12)	(0:14.42)	(0:14.12)						
2	13	Dornish Hill	2:33.16	0:35.20	52.6 (1400-1200)	0:28.79 [2]	0:14.41 [2]						
	(13)	B N Orange	0.9L (+20)	0:43.54	1400-1200 (0:13.87)	(0:14.38)	(0:14.41)						
3	5	Help Me	2:33.58	0:34.80	51.7 (1600-1400)	0:28.67 [4]	0:14.32 [4]						
	(5)	R T May	3.3L (+17)	0:43.58	1400-1200 (0:14.20)	(0:14.35)	(0:14.32)						
4	1	Major Cyclone	2:33.71	0:34.61	52.5 (400-200)	0:28.49 [5]	0:14.26 [5]						
	(1)	R J Butt	4.1L (+1)	0:43.50	400-200 (0:14.22)	(0:14.22)	(0:14.26)						
5	7	Calmbeforethestorm	2:34.00	0:34.67	52.1 (200-0)	0:28.77 [6]	0:14.46 [6]						
	(7)	G D O'Reilly	5.7L (+18)	0:43.67	400-200 (0:14.32)	(0:14.32)	(0:14.46)						
6	2	Chocta	2:34.26	0:34.97	52.8 (200-0)	0:28.50 [9]	0:14.17 [8]						
	(2)	R D Close	7.2L (+18)	0:43.62	200-0 (0:14.17)	(0:14.33)	(0:14.17)						
7	15	Time For Victory	2:34.31	0:36.12	53.6 (400-200)	0:28.26 [10]	0:13.95 [9]						
	(U2)	O G Thornley	7.5L (+8)	0:43.37	200-0 (0:13.95)	(0:14.31)	(0:13.95)						
8	11	Lipstick	2:34.36	0:34.93	53.0 (400-200)	0:28.65 [8]	0:14.53 [7]						
	(11)	P J Davis	7.8L (+5)	0:43.76	400-200 (0:14.12)	(0:14.12)	(0:14.53)						
9	9	Katelin	2:34.90	0:33.95	50.8 (1600-1400)	0:30.74 [1]	0:16.28 [1]						
	(9)	S J Ottley	10.8L (+3)	0:45.69	400-200 (0:14.47)	(0:14.47)	(0:16.28)						
10	10	Majestic Flyer	2:35.64	0:35.78	51.2 (200-0)	0:29.26 [11]	0:14.71 [11]						
	(10)	S J Tomlinson	15.1L (+10)	0:44.25	400-200 (0:14.55)	(0:14.55)	(0:14.71)						

Scratched: Lavra Segil (#14)

Report Created: Fri 29 May 2026

(Note: Races are conducted over an approximate distance as close as possible to the advertised distance, and recorded data may vary accordingly. Official times refer to race times only and do not include handicap times.)

[ ] Position in running at each section and finish    TAB# Saddle cloth number  
 -:-:- No data available at this section                    BAR# Barrier/Gate Position  
 NA No data available    DNF Did not finish  
 DNT Did not track     DT-W Distance travelled compared to winner in metres

Fastest split  
 Fastest section



NZ Metropolitan Trotting Club Inc Harness  
 Race 2: COLIN STEELE MEMORIAL TROT - 2000m  
 29 May 2026 - 5:38PM



Weather: Cloudy

Field Times                      0:28.84    0:14.38  
 (Race Tempo)                    (0:14.47)   (0:14.38)

Rank	TAB#	Horse	Overall Time	First 400m	Top Speed km/h (Section)	L400	L200						
	(BAR#)	Driver	Margin (DT-W)	Last 600m	Fastest Section (Time)	400 - 200	200 - Finish						
11	8	Just Easy	2:36.31	0:35.53	51.1 (400-200)	0:29.58 [13]	0:15.06 [13]						
	(8)	J B Geddes	18.9L (+20)	0:44.97	400-200 (0:14.52)	(0:14.52)	(0:15.06)						
12	4	Chocolate Angus	2:36.36	0:35.70	50.5 (200-0)	0:29.97 [12]	0:15.11 [12]						
	(4)	M D Alfeld	19.2L (+9)	0:45.36	1400-1200 (0:14.50)	(0:14.86)	(0:15.11)						
13	3	Monsignor	2:37.30	0:34.28	49.7 (1400-1200)	0:31.92 [7]	0:16.54 [10]						
	(3)	S J Thornley	24.6L (-4)	0:47.41	1400-1200 (0:14.62)	(0:15.38)	(0:16.54)						
14	12	Champers Pat	2:39.49	0:35.42	50.0 (800-600)	0:30.73 [14]	0:15.39 [14]						
	(12)	K G Cameron	37.1L (+0)	0:45.81	800-600 (0:14.73)	(0:15.34)	(0:15.39)						
15	16	Terry Webster	2:54.47	0:44.23	47.5 (1400-1200)	0:33.74 [15]	0:16.97 [15]						
	(U3)	M B Holbrough	122.7L (+1)	0:50.58	1400-1200 (0:15.33)	(0:16.78)	(0:16.97)						

Scratched: Lavra Segil (#14)

Report Created: Fri 29 May 2026

(Note: Races are conducted over an approximate distance as close as possible to the advertised distance, and recorded data may vary accordingly. Official times refer to race times only and do not include handicap times.)

[ ] Position in running at each section and finish    TAB# Saddle cloth number  
 -:-:- No data available at this section                BAR# Barrier/Gate Position  
 NA No data available                                        DNF Did not finish  
 DNT Did not track     DT-W Distance travelled compared to winner in metres

Fastest split  
 Fastest section

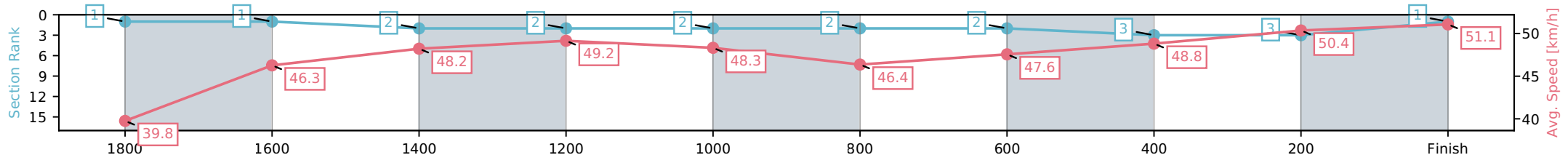
Horse/Jockey Name	Amistozo/J C Morrison
Finish Rank	1
Fastest Section Time (Section)	0:14.12 (200-0)
Top Speed [km/h] (Section)	51.7 (200-0)
Race State	Finished



NZ Metropolitan Trotting Club Inc Harness  
 Race 2: COLIN STEELE MEMORIAL TROT - 2000m  
 29 May 2026 - 5:38PM  
 Weather: Cloudy



Section	L2000	L1800	L1600	L1400	L1200	L1000	L800	L600	L400	L200
Section Times	2:33.00 (0:18.19)	2:14.81 [1] (0:15.75)	1:59.06 [1] (0:15.08)	1:43.98 [2] (0:14.65)	1:29.33 [2] (0:15.06)	1:14.26 [2] (0:15.65)	0:58.62 [2] (0:15.14)	0:43.48 [2] (0:14.94)	0:28.54 [3] (0:14.42)	0:14.12 [3] (0:14.12)
Average Speed [km/h]	39.8	46.3	48.2	49.2	48.3	46.4	47.6	48.8	50.4	51.1
Top Speed [km/h]	47.7	47.2	49.2	50.0	48.7	48.3	48.2	49.7	51.3	51.7
Avg. Dist. to Rail [m]	8.8	2.4	1.5	4.2	1.5	1.1	1.8	1.9	1.3	2.7



[ ] Ranking at each section and finish  
 -:-:- No data available at this section  
 NA No data available

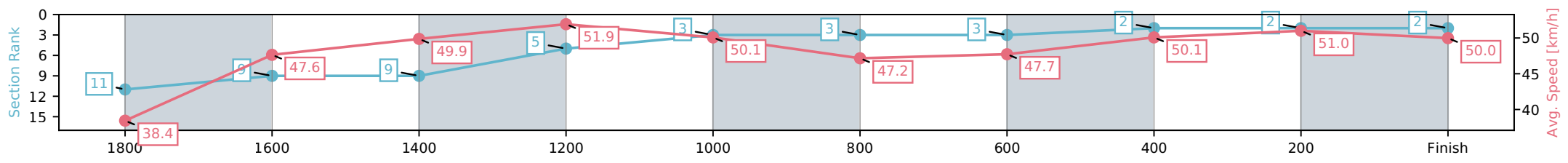
Horse/Jockey Name	Dornish Hill/B N Orange
Finish Rank	2
Fastest Section Time (Section)	0:13.87 (1400-1200)
Top Speed [km/h] (Section)	52.6 (1400-1200)
Race State	Finished



NZ Metropolitan Trotting Club Inc Harness  
 Race 2: COLIN STEELE MEMORIAL TROT - 2000m  
 29 May 2026 - 5:38PM  
 Weather: Cloudy



Section	L2000	L1800	L1600	L1400	L1200	L1000	L800	L600	L400	L200
Section Times	2:33.16 (0:19.56)	2:13.60 [11] (0:15.64)	1:57.96 [9] (0:14.98)	1:42.98 [9] (0:13.87)	1:29.11 [5] (0:14.92)	1:14.19 [3] (0:15.57)	0:58.62 [3] (0:15.08)	0:43.54 [3] (0:14.75)	0:28.79 [2] (0:14.38)	0:14.41 [2] (0:14.41)
Average Speed [km/h]	38.4	47.6	49.9	51.9	50.1	47.2	47.7	50.1	51.0	50.0
Top Speed [km/h]	46.6	48.4	51.8	52.6	51.3	49.1	48.8	51.3	51.4	51.1
Avg. Dist. to Rail [m]	6.8	5.5	5.0	8.4	4.6	2.8	4.0	3.7	2.9	5.6



[ ] Ranking at each section and finish  
 -:-:- No data available at this section  
 NA No data available

Horse/Jockey Name	Help Me/R T May
Finish Rank	3
Fastest Section Time (Section)	0:14.20 (1400-1200)
Top Speed [km/h] (Section)	51.7 (1600-1400)
Race State	Finished



NZ Metropolitan Trotting Club Inc Harness

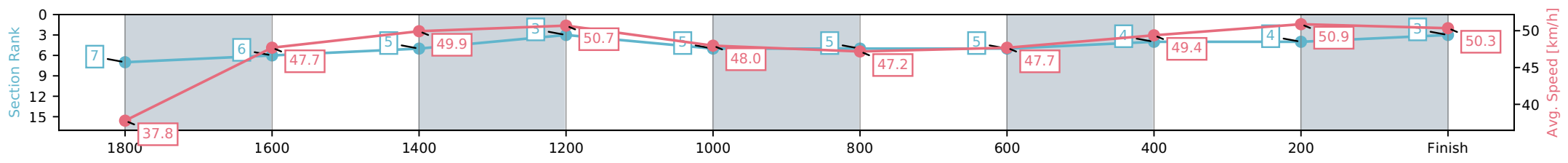
Race 2: COLIN STEELE MEMORIAL TROT - 2000m



29 May 2026 - 5:38PM

Weather: Cloudy

Section	L2000	L1800	L1600	L1400	L1200	L1000	L800	L600	L400	L200
Section Times	2:33.58 (0:19.16)	2:14.42 [7] (0:15.64)	1:58.78 [6] (0:14.96)	1:43.82 [5] (0:14.20)	1:29.62 [3] (0:15.41)	1:14.21 [5] (0:15.54)	0:58.67 [5] (0:15.09)	0:43.58 [5] (0:14.91)	0:28.67 [4] (0:14.35)	0:14.32 [4] (0:14.32)
Average Speed [km/h]	37.8	47.7	49.9	50.7	48.0	47.2	47.7	49.4	50.9	50.3
Top Speed [km/h]	46.7	48.4	51.7	51.7	49.3	49.0	48.3	50.4	51.5	51.6
Avg. Dist. to Rail [m]	7.9	5.5	4.9	7.2	3.3	2.6	3.7	3.3	2.4	6.8



- [ ] Ranking at each section and finish
- :-:- No data available at this section
- NA No data available

Horse/Jockey Name	Major Cyclone/R J Butt
Finish Rank	4
Fastest Section Time (Section)	0:14.22 (400-200)
Top Speed [km/h] (Section)	52.5 (400-200)
Race State	Finished



NZ Metropolitan Trotting Club Inc Harness

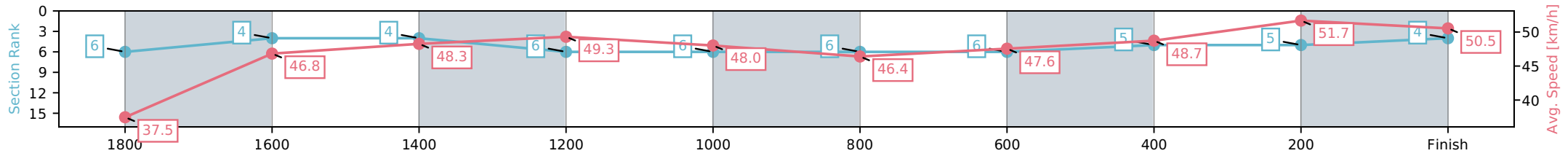
Race 2: COLIN STEELE MEMORIAL TROT - 2000m

29 May 2026 - 5:38PM

Weather: Cloudy



Section	L2000	L1800	L1600	L1400	L1200	L1000	L800	L600	L400	L200
Section Times	2:33.71 (0:19.09)	2:14.62 [6] (0:15.52)	1:59.10 [4] (0:15.08)	1:44.02 [4] (0:14.61)	1:29.42 [6] (0:15.16)	1:14.26 [6] (0:15.61)	0:58.65 [6] (0:15.14)	0:43.51 [6] (0:15.02)	0:28.49 [5] (0:14.22)	0:14.26 [5] (0:14.26)
Average Speed [km/h]	37.5	46.8	48.3	49.3	48.0	46.4	47.6	48.7	51.7	50.5
Top Speed [km/h]	47.0	47.4	49.5	49.5	48.7	48.6	48.2	51.0	52.5	52.0
Avg. Dist. to Rail [m]	1.3	1.7	1.6	4.2	1.4	1.0	1.8	2.4	3.4	8.5



- [ ] Ranking at each section and finish
- :-:- No data available at this section
- NA No data available

Horse/Jockey Name	Calmbeforethestorm/G D O'Reilly
Finish Rank	5
Fastest Section Time (Section)	0:14.32 (400-200)
Top Speed [km/h] (Section)	52.1 (200-0)
Race State	Finished



NZ Metropolitan Trotting Club Inc Harness

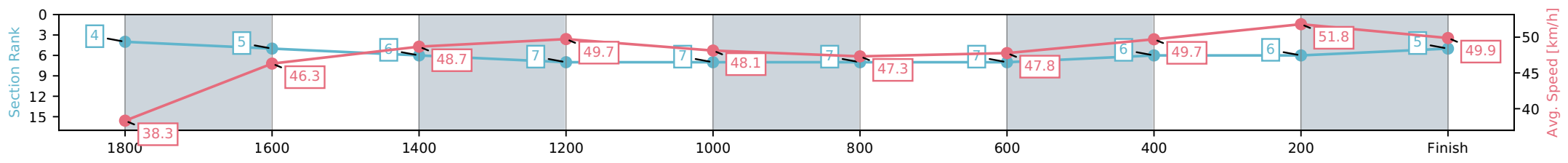
Race 2: COLIN STEELE MEMORIAL TROT - 2000m

29 May 2026 - 5:38PM

Weather: Cloudy



Section	L2000	L1800	L1600	L1400	L1200	L1000	L800	L600	L400	L200
Section Times	2:34.00 (0:18.77)	2:15.23 [4] (0:15.90)	1:59.32 [5] (0:15.14)	1:44.18 [6] (0:14.48)	1:29.70 [7] (0:15.42)	1:14.28 [7] (0:15.54)	0:58.74 [7] (0:15.08)	0:43.66 [7] (0:14.89)	0:28.77 [6] (0:14.32)	0:14.46 [6] (0:14.46)
Average Speed [km/h]	38.3	46.3	48.7	49.7	48.1	47.3	47.8	49.7	51.8	49.9
Top Speed [km/h]	46.9	47.2	50.3	50.4	49.6	48.9	48.4	51.9	52.1	52.1
Avg. Dist. to Rail [m]	10.3	3.8	3.2	6.0	3.8	3.0	3.8	4.0	4.7	10.1



- [ ] Ranking at each section and finish
- :-:- No data available at this section
- NA No data available

Horse/Jockey Name	Chocta/R D Close
Finish Rank	6
Fastest Section Time (Section)	0:14.17 (200-0)
Top Speed [km/h] (Section)	52.8 (200-0)
Race State	Finished



NZ Metropolitan Trotting Club Inc Harness

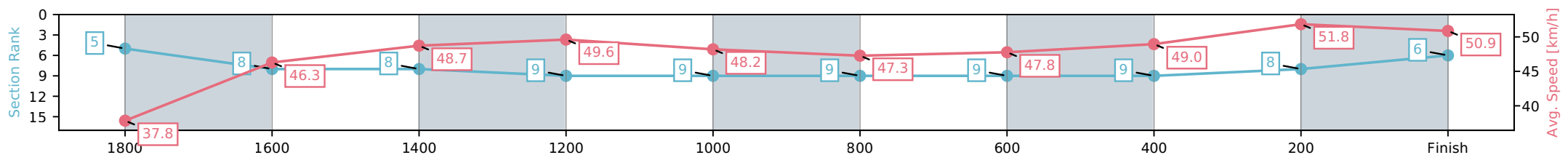
Race 2: COLIN STEELE MEMORIAL TROT - 2000m



29 May 2026 - 5:38PM

Weather: Cloudy

Section	L2000	L1800	L1600	L1400	L1200	L1000	L800	L600	L400	L200
Section Times	2:34.26 (0:19.05)	2:15.21 [5] (0:15.92)	1:59.29 [8] (0:15.15)	1:44.14 [8] (0:14.51)	1:29.62 [9] (0:15.38)	1:14.24 [9] (0:15.55)	0:58.69 [9] (0:15.07)	0:43.62 [9] (0:15.12)	0:28.50 [9] (0:14.33)	0:14.17 [8] (0:14.17)
Average Speed [km/h]	37.8	46.3	48.7	49.6	48.2	47.3	47.8	49.0	51.8	50.9
Top Speed [km/h]	46.6	47.4	50.3	50.5	50.2	48.9	48.5	50.9	52.8	52.8
Avg. Dist. to Rail [m]	4.3	3.8	3.4	6.1	3.6	2.8	3.7	3.9	4.9	7.8



- [ ] Ranking at each section and finish
- :-:- No data available at this section
- NA No data available

Horse/Jockey Name	Time For Victory/O G Thornley
Finish Rank	7
Fastest Section Time (Section)	0:13.95 (200-0)
Top Speed [km/h] (Section)	53.6 (400-200)
Race State	Finished



NZ Metropolitan Trotting Club Inc Harness

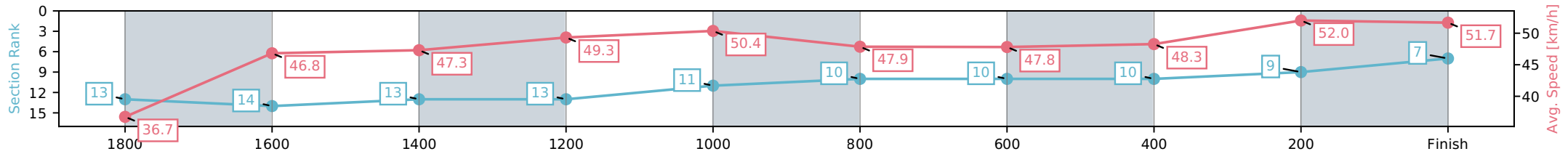
Race 2: COLIN STEELE MEMORIAL TROT - 2000m

29 May 2026 - 5:38PM

Weather: Cloudy



Section	L2000	L1800	L1600	L1400	L1200	L1000	L800	L600	L400	L200
Section Times	2:34.31 (0:20.36)	2:13.95 [13] (0:15.76)	1:58.19 [14] (0:15.60)	1:42.59 [13] (0:14.60)	1:27.99 [13] (0:14.42)	1:13.57 [11] (0:15.13)	0:58.43 [10] (0:15.06)	0:43.37 [10] (0:15.11)	0:28.26 [10] (0:14.31)	0:13.95 [9] (0:13.95)
Average Speed [km/h]	36.7	46.8	47.3	49.3	50.4	47.9	47.8	48.3	52.0	51.7
Top Speed [km/h]	45.3	47.9	49.0	50.8	51.2	50.3	48.6	50.0	53.6	53.5
Avg. Dist. to Rail [m]	13.1	4.2	3.6	6.1	1.2	1.0	1.6	2.0	5.4	11.0



- [ ] Ranking at each section and finish
- :-:- No data available at this section
- NA No data available

Horse/Jockey Name	Lipstick/P J Davis
Finish Rank	8
Fastest Section Time (Section)	0:14.12 (400-200)
Top Speed [km/h] (Section)	53.0 (400-200)
Race State	Finished



NZ Metropolitan Trotting Club Inc Harness

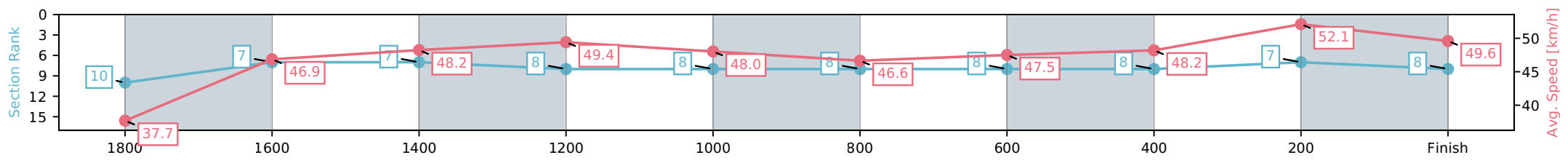
Race 2: COLIN STEELE MEMORIAL TROT - 2000m



29 May 2026 - 5:38PM

Weather: Cloudy

Section	L2000	L1800	L1600	L1400	L1200	L1000	L800	L600	L400	L200
Section Times	2:34.36 (0:19.42)	2:14.94 [10] (0:15.51)	1:59.43 [7] (0:15.10)	1:44.33 [7] (0:14.57)	1:29.77 [8] (0:15.31)	1:14.46 [8] (0:15.54)	0:58.92 [8] (0:15.16)	0:43.76 [8] (0:15.11)	0:28.65 [8] (0:14.12)	0:14.53 [7] (0:14.53)
Average Speed [km/h]	37.7	46.9	48.2	49.4	48.0	46.6	47.5	48.2	52.1	49.6
Top Speed [km/h]	47.1	47.6	49.4	50.1	49.6	49.2	48.5	49.8	53.0	52.6
Avg. Dist. to Rail [m]	1.6	1.6	1.7	5.0	2.6	1.2	1.5	1.8	3.0	3.0



- [ ] Ranking at each section and finish
- :-:- No data available at this section
- NA No data available

Horse/Jockey Name	Katelin/S J Ottley
Finish Rank	9
Fastest Section Time (Section)	0:14.47 (400-200)
Top Speed [km/h] (Section)	50.8 (1600-1400)
Race State	Finished



NZ Metropolitan Trotting Club Inc Harness

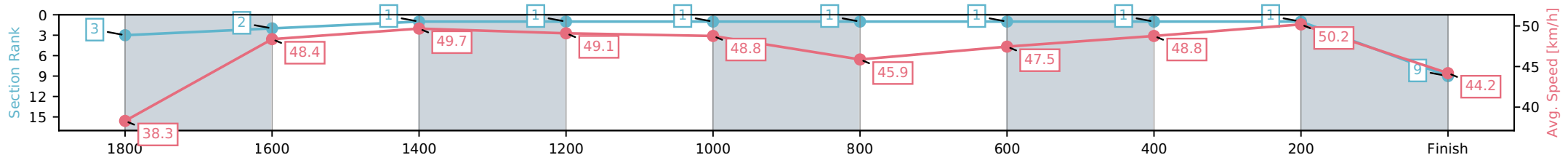
Race 2: COLIN STEELE MEMORIAL TROT - 2000m



29 May 2026 - 5:38PM

Weather: Cloudy

Section	L2000	L1800	L1600	L1400	L1200	L1000	L800	L600	L400	L200
Section Times	2:34.90 (0:18.64)	2:16.26 [3] (0:15.31)	2:00.96 [2] (0:14.74)	1:46.21 [1] (0:14.67)	1:31.54 [1] (0:14.89)	1:16.65 [1] (0:15.79)	1:00.86 [1] (0:15.17)	0:45.69 [1] (0:14.94)	0:30.74 [1] (0:14.47)	0:16.28 [1] (0:16.28)
Average Speed [km/h]	38.3	48.4	49.7	49.1	48.8	45.9	47.5	48.8	50.2	44.2
Top Speed [km/h]	47.0	50.2	50.8	50.1	49.4	48.2	48.1	49.9	50.7	49.4
Avg. Dist. to Rail [m]	13.2	5.0	2.2	4.2	1.2	1.0	1.8	1.9	1.3	4.3



[ ] Ranking at each section and finish  
 -:-:- No data available at this section  
 NA No data available

Horse/Jockey Name	Majestic Flyer/S J Tomlinson
Finish Rank	10
Fastest Section Time (Section)	0:14.55 (400-200)
Top Speed [km/h] (Section)	51.2 (200-0)
Race State	Finished



NZ Metropolitan Trotting Club Inc Harness

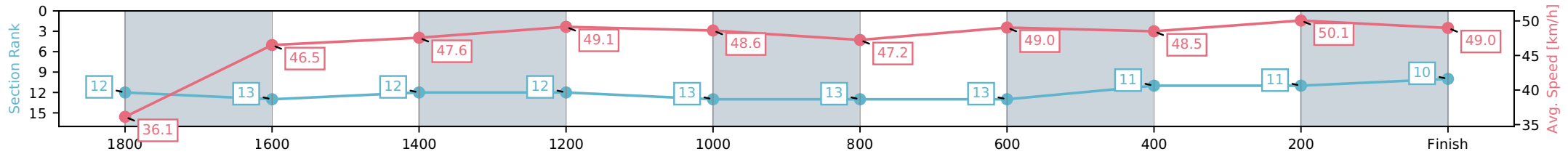
Race 2: COLIN STEELE MEMORIAL TROT - 2000m

29 May 2026 - 5:38PM

Weather: Cloudy



Section	L2000	L1800	L1600	L1400	L1200	L1000	L800	L600	L400	L200
Section Times	2:35.64 (0:19.91)	2:15.73 [12] (0:15.87)	1:59.86 [13] (0:15.52)	1:44.34 [12] (0:14.66)	1:29.68 [12] (0:15.24)	1:14.44 [13] (0:15.50)	0:58.94 [13] (0:14.69)	0:44.25 [13] (0:14.99)	0:29.26 [11] (0:14.55)	0:14.71 [11] (0:14.71)
Average Speed [km/h]	36.1	46.5	47.6	49.1	48.6	47.2	49.0	48.5	50.1	49.0
Top Speed [km/h]	43.5	47.7	49.4	50.3	49.8	49.2	49.3	49.9	50.7	51.2
Avg. Dist. to Rail [m]	15.4	4.2	3.6	6.3	3.5	2.4	1.9	1.8	2.1	5.6



- [ ] Ranking at each section and finish
- :-:- No data available at this section
- NA No data available

Horse/Jockey Name	Just Easy/J B Geddes
Finish Rank	11
Fastest Section Time (Section)	0:14.52 (400-200)
Top Speed [km/h] (Section)	51.1 (400-200)
Race State	Finished



NZ Metropolitan Trotting Club Inc Harness

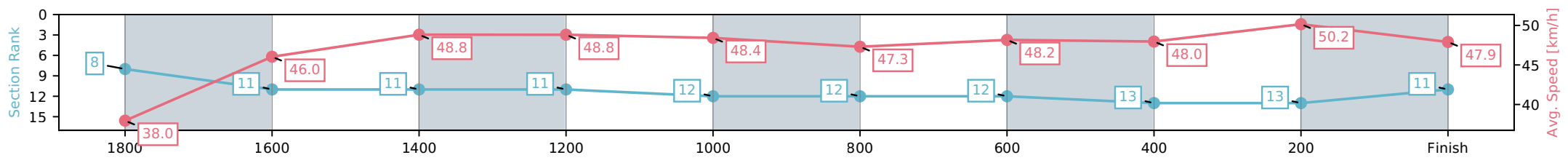
Race 2: COLIN STEELE MEMORIAL TROT - 2000m



29 May 2026 - 5:38PM

Weather: Cloudy

Section	L2000	L1800	L1600	L1400	L1200	L1000	L800	L600	L400	L200
Section Times	2:36.31 (0:19.17)	2:17.14 [8] (0:16.36)	2:00.78 [11] (0:15.28)	1:45.50 [11] (0:14.75)	1:30.75 [11] (0:15.27)	1:15.48 [12] (0:15.55)	0:59.93 [12] (0:14.95)	0:44.98 [12] (0:15.39)	0:29.58 [13] (0:14.52)	0:15.06 [13] (0:15.06)
Average Speed [km/h]	38.0	46.0	48.8	48.8	48.4	47.3	48.2	48.0	50.2	47.9
Top Speed [km/h]	46.7	47.3	50.8	50.1	49.7	49.5	48.8	48.6	51.1	49.7
Avg. Dist. to Rail [m]	12.0	6.9	4.7	6.8	3.3	2.9	3.8	3.8	1.8	5.5



[ ] Ranking at each section and finish  
 -:-:- No data available at this section  
 NA No data available

Horse/Jockey Name	Chocolate Angus/M D Alfeld
Finish Rank	12
Fastest Section Time (Section)	0:14.50 (1400-1200)
Top Speed [km/h] (Section)	50.5 (200-0)
Race State	Finished



NZ Metropolitan Trotting Club Inc Harness

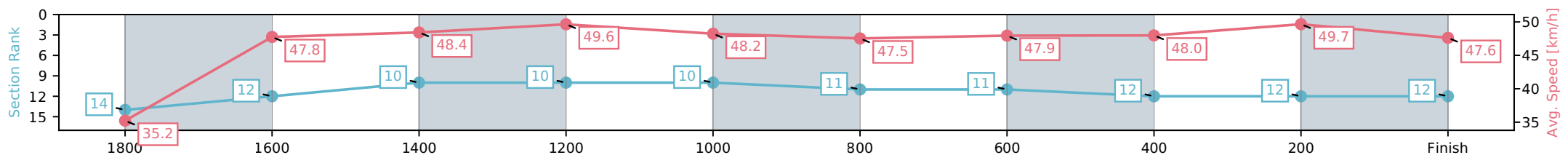
Race 2: COLIN STEELE MEMORIAL TROT - 2000m

29 May 2026 - 5:38PM

Weather: Cloudy



Section	L2000	L1800	L1600	L1400	L1200	L1000	L800	L600	L400	L200
Section Times	2:36.36 (0:20.50)	2:15.86 [14] (0:15.20)	2:00.66 [12] (0:14.98)	1:45.68 [10] (0:14.50)	1:31.18 [10] (0:15.32)	1:15.86 [10] (0:15.48)	1:00.38 [11] (0:15.02)	0:45.36 [11] (0:15.39)	0:29.97 [12] (0:14.86)	0:15.11 [12] (0:15.11)
Average Speed [km/h]	35.2	47.8	48.4	49.6	48.2	47.5	47.9	48.0	49.7	47.6
Top Speed [km/h]	47.2	48.2	49.8	50.0	49.0	49.7	48.9	48.7	50.4	50.5
Avg. Dist. to Rail [m]	7.1	1.6	1.3	5.9	3.2	3.0	3.7	3.7	4.0	8.1



- [ ] Ranking at each section and finish
- :-:- No data available at this section
- NA No data available

Horse/Jockey Name	Monsignor/S J Thornley
Finish Rank	13
Fastest Section Time (Section)	0:14.62 (1400-1200)
Top Speed [km/h] (Section)	49.7 (1400-1200)
Race State	Finished



NZ Metropolitan Trotting Club Inc Harness

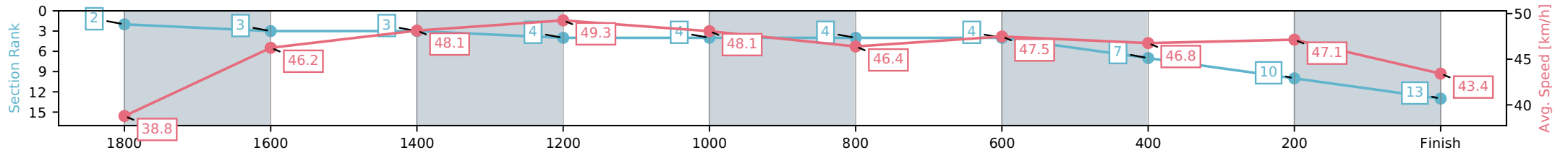
Race 2: COLIN STEELE MEMORIAL TROT - 2000m



29 May 2026 - 5:38PM

Weather: Cloudy

Section	L2000	L1800	L1600	L1400	L1200	L1000	L800	L600	L400	L200
Section Times	2:37.30 (0:18.57)	2:18.73 [2] (0:15.71)	2:03.02 [3] (0:15.10)	1:47.92 [3] (0:14.62)	1:33.30 [4] (0:15.12)	1:18.18 [4] (0:15.62)	1:02.56 [4] (0:15.16)	0:47.40 [4] (0:15.49)	0:31.92 [7] (0:15.38)	0:16.54 [10] (0:16.54)
Average Speed [km/h]	38.8	46.2	48.1	49.3	48.1	46.4	47.5	46.8	47.1	43.4
Top Speed [km/h]	47.5	47.2	49.0	49.7	48.8	48.4	48.0	47.7	47.4	46.6
Avg. Dist. to Rail [m]	3.6	1.7	1.4	4.1	1.3	0.9	1.7	1.2	1.4	3.0



[ ] Ranking at each section and finish  
 -:-:- No data available at this section  
 NA No data available

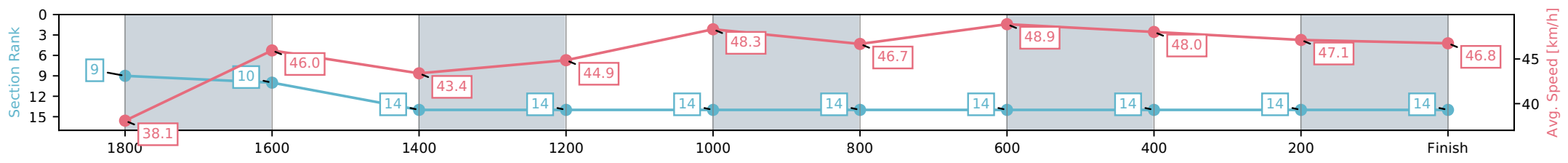
Horse/Jockey Name	Champers Pat/K G Cameron
Finish Rank	14
Fastest Section Time (Section)	0:14.73 (800-600)
Top Speed [km/h] (Section)	50.0 (800-600)
Race State	Finished



NZ Metropolitan Trotting Club Inc Harness  
 Race 2: COLIN STEELE MEMORIAL TROT - 2000m  
 29 May 2026 - 5:38PM  
 Weather: Cloudy



Section	L2000	L1800	L1600	L1400	L1200	L1000	L800	L600	L400	L200
Section Times	2:39.49 (0:19.39)	2:20.10 [9] (0:16.03)	2:04.07 [10] (0:16.98)	1:47.10 [14] (0:16.04)	1:31.05 [14] (0:15.01)	1:16.05 [14] (0:15.51)	1:00.54 [14] (0:14.73)	0:45.81 [14] (0:15.08)	0:30.73 [14] (0:15.34)	0:15.39 [14] (0:15.39)
Average Speed [km/h]	38.1	46.0	43.4	44.9	48.3	46.7	48.9	48.0	47.1	46.8
Top Speed [km/h]	46.6	47.0	48.7	49.8	49.6	48.5	50.0	49.7	47.6	47.9
Avg. Dist. to Rail [m]	4.2	3.7	3.1	3.8	1.0	0.8	1.6	1.2	0.9	2.3



[ ] Ranking at each section and finish  
 -:-:- No data available at this section  
 NA No data available

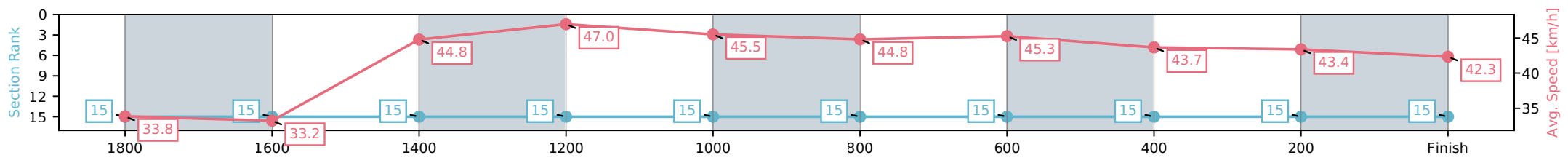
Horse/Jockey Name	Terry Webster/M B Holbrough
Finish Rank	15
Fastest Section Time (Section)	0:15.33 (1400-1200)
Top Speed [km/h] (Section)	47.5 (1400-1200)
Race State	Finished



NZ Metropolitan Trotting Club Inc Harness  
 Race 2: COLIN STEELE MEMORIAL TROT - 2000m  
 29 May 2026 - 5:38PM  
 Weather: Cloudy



Section	L2000	L1800	L1600	L1400	L1200	L1000	L800	L600	L400	L200
Section Times	2:54.47 (0:22.37)	2:32.10 [15] (0:21.86)	2:10.24 [15] (0:16.19)	1:54.05 [15] (0:15.33)	1:38.72 [15] (0:16.02)	1:22.70 [15] (0:16.22)	1:06.48 [15] (0:15.90)	0:50.58 [15] (0:16.83)	0:33.74 [15] (0:16.78)	0:16.97 [15] (0:16.97)
Average Speed [km/h]	33.8	33.2	44.8	47.0	45.5	44.8	45.3	43.7	43.4	42.3
Top Speed [km/h]	43.7	41.9	47.4	47.5	46.2	45.7	45.7	44.7	43.7	43.5
Avg. Dist. to Rail [m]	12.1	1.9	1.1	3.5	1.6	1.4	3.2	3.1	1.9	4.5



[ ] Ranking at each section and finish  
 -:-:- No data available at this section  
 NA No data available