



NZ Metropolitan Trotting Club Inc Harness  
 Race 3: GARRARDS HORSE & HOUND PACE - 2600m  
 29 May 2026 - 6:13PM



Weather: Cloudy

Field Times (Race Tempo) 3:20.06 (0:16.71) 3:03.35 (0:14.16) 2:49.18 (0:15.29) 2:33.89 (0:16.58) 2:17.31 (0:16.57) 2:00.74 (0:16.41) 1:44.33 (0:15.82) 1:28.51 (0:16.09)

Rank	TAB#	Horse	Overall Time	First 400m	Top Speed km/h (Section)	L2600	L2400	L2200	L2000	L1800	L1600	L1400	L1200
	(BAR#)	Driver	Margin (DT-W)	Last 600m	Fastest Section (Time)	Start - 2400	2400 - 2200	2200 - 2000	2000 - 1800	1800 - 1600	1600 - 1400	1400 - 1200	1200 - 1000
1	5	Tee Ball	3:20.06	0:30.88	54.5 (2400-2200)	3:20.06	3:03.28 [2]	2:49.18 [1]	2:33.89 [1]	2:17.31 [1]	2:00.74 [1]	1:44.33 [1]	1:28.51 [1]
	(5)	R D Close		0:41.92	400-200 (0:13.53)	(0:16.78)	(0:14.10)	(0:15.29)	(0:16.58)	(0:16.57)	(0:16.41)	(0:15.82)	(0:16.09)
2	8	Bella Ciao	3:20.69	0:31.81	54.9 (200-0)	3:20.69	3:03.42 [4]	2:48.88 [4]	2:33.58 [4]	2:17.22 [4]	2:00.62 [4]	1:44.26 [3]	1:28.49 [4]
	(8)	R T May	3.6L (+13)	0:41.94	200-0 (0:13.38)	(0:17.27)	(0:14.54)	(0:15.30)	(0:16.36)	(0:16.60)	(0:16.36)	(0:15.77)	(0:16.13)
3	3	Social Experiment	3:20.77	0:31.38	53.7 (200-0)	3:20.77	3:03.73 [3]	2:49.39 [3]	2:34.07 [2]	2:17.64 [2]	2:01.00 [2]	1:44.63 [2]	1:28.86 [2]
	(3)	B N Orange	4.1L (+9)	0:42.31	400-200 (0:13.79)	(0:17.04)	(0:14.34)	(0:15.32)	(0:16.43)	(0:16.64)	(0:16.36)	(0:15.78)	(0:16.12)
4	7	Poseidon	3:21.82	0:33.35	53.8 (400-200)	3:21.82	3:03.41 [6]	2:48.46 [6]	2:33.55 [6]	2:17.86 [6]	2:01.09 [6]	1:44.66 [6]	1:28.91 [6]
	(7)	John R Dunn	10.1L (+28)	0:42.72	400-200 (0:14.01)	(0:18.41)	(0:14.94)	(0:14.92)	(0:15.68)	(0:16.78)	(0:16.43)	(0:15.75)	(0:16.09)
5	6	Neverlooktwice	3:25.28	0:31.28	54.3 (2400-2200)	3:25.28	3:08.57 [1]	2:54.00 [2]	2:38.40 [3]	2:22.07 [3]	2:05.29 [3]	1:48.85 [3]	1:33.18 [3]
	(6)	S E O'Reilly	29.9L (+31)	0:46.48	2400-2200 (0:14.57)	(0:16.71)	(0:14.57)	(0:15.60)	(0:16.33)	(0:16.78)	(0:16.43)	(0:15.67)	(0:16.18)
6	4	Sadie	3:25.54	0:32.88	51.1 (800-600)	3:25.54	3:07.49 [5]	2:52.66 [5]	2:37.76 [5]	2:21.99 [5]	2:05.23 [5]	1:48.80 [5]	1:33.11 [5]
	(4)	J C Morrison	31.3L (+27)	0:47.13	800-600 (0:14.20)	(0:18.05)	(0:14.83)	(0:14.90)	(0:15.77)	(0:16.76)	(0:16.43)	(0:15.69)	(0:16.15)
7	1	Jimandal	3:28.60	0:38.37	48.0 (1600-1400)	3:28.60	3:06.55 [8]	2:50.23 [7]	2:34.57 [7]	2:19.35 [7]	2:03.95 [7]	1:48.70 [7]	1:33.55 [7]
	(1)	J B Geddes	48.8L (+9)	0:46.76	1400-1200 (0:15.15)	(0:22.05)	(0:16.32)	(0:15.66)	(0:15.22)	(0:15.40)	(0:15.25)	(0:15.15)	(0:15.76)

Did Not Finish: Harry's Gold (#2)

Report Created: Fri 29 May 2026

(Note: Races are conducted over an approximate distance as close as possible to the advertised distance, and recorded data may vary accordingly. Official times refer to race times only and do not include handicap times.)

[ ] Position in running at each section and finish  
 TAB# Saddle cloth number  
 --- No data available at this section  
 BAR# Barrier/Gate Position  
 NA No data available  
 DNF Did not finish  
 DNT Did not track  
 DT-W Distance travelled compared to winner in metres

Fastest split  
 Fastest section

data processed by TRIPLES DATA



NZ Metropolitan Trotting Club Inc Harness  
 Race 3: GARRARDS HORSE & HOUND PACE - 2600m  
 29 May 2026 - 6:13PM



Weather: Cloudy

Field Times (Race Tempo)      1:12.42 (0:16.02)    0:56.40 (0:14.48)    0:41.92 (0:14.66)    0:27.26 (0:13.53)    0:13.73 (0:13.73)

Rank	TAB#	Horse	Overall Time	First 400m	Top Speed km/h (Section)	L1000	L800	L600	L400	L200			
	(BAR#)	Driver	Margin (DT-W)	Last 600m	Fastest Section (Time)	1000 - 800	800 - 600	600 - 400	400 - 200	200 - Finish			
1	5	Tee Ball	3:20.06	0:30.88	54.5 (2400-2200)	1:12.42 [1]	0:56.40 [1]	0:41.92 [1]	0:27.26 [1]	0:13.73 [1]			
	(5)	R D Close		0:41.92	400-200 (0:13.53)	(0:16.02)	(0:14.48)	(0:14.66)	(0:13.53)	(0:13.73)			
2	8	Bella Ciao	3:20.69	0:31.81	54.9 (200-0)	1:12.37 [4]	0:56.38 [5]	0:41.95 [4]	0:27.28 [4]	0:13.38 [3]			
	(8)	R T May	3.6L (+13)	0:41.94	200-0 (0:13.38)	(0:15.98)	(0:14.44)	(0:14.67)	(0:13.89)	(0:13.38)			
3	3	Social Experiment	3:20.77	0:31.38	53.7 (200-0)	1:12.74 [2]	0:56.75 [2]	0:42.31 [3]	0:27.65 [2]	0:13.86 [2]			
	(3)	B N Orange	4.1L (+9)	0:42.31	400-200 (0:13.79)	(0:15.99)	(0:14.43)	(0:14.66)	(0:13.79)	(0:13.86)			
4	7	Poseidon	3:21.82	0:33.35	53.8 (400-200)	1:12.81 [6]	0:57.11 [6]	0:42.72 [6]	0:28.10 [5]	0:14.09 [4]			
	(7)	John R Dunn	10.1L (+28)	0:42.72	400-200 (0:14.01)	(0:15.70)	(0:14.39)	(0:14.62)	(0:14.01)	(0:14.09)			
5	6	Neverlooktwice	3:25.28	0:31.28	54.3 (2400-2200)	1:17.00 [3]	1:01.15 [3]	0:46.48 [5]	0:31.29 [6]	0:16.31 [6]			
	(6)	S E O'Reilly	29.9L (+31)	0:46.48	2400-2200 (0:14.57)	(0:15.86)	(0:14.66)	(0:15.19)	(0:14.98)	(0:16.31)			
6	4	Sadie	3:25.54	0:32.88	51.1 (800-600)	1:16.96 [5]	1:01.34 [4]	0:47.14 [2]	0:32.23 [3]	0:16.84 [5]			
	(4)	J C Morrison	31.3L (+27)	0:47.13	800-600 (0:14.20)	(0:15.63)	(0:14.20)	(0:14.91)	(0:15.38)	(0:16.84)			
7	1	Jimandal	3:28.60	0:38.37	48.0 (1600-1400)	1:17.79 [7]	1:02.11 [7]	0:46.77 [7]	0:31.19 [7]	0:15.85 [7]			
	(1)	J B Geddes	48.8L (+9)	0:46.76	1400-1200 (0:15.15)	(0:15.68)	(0:15.35)	(0:15.58)	(0:15.33)	(0:15.85)			

Did Not Finish: Harry's Gold (#2)

Report Created: Fri 29 May 2026

(Note: Races are conducted over an approximate distance as close as possible to the advertised distance, and recorded data may vary accordingly. Official times refer to race times only and do not include handicap times.)

[ ] Position in running at each section and finish    TAB# Saddle cloth number  
 -:-:- No data available at this section                BAR# Barrier/Gate Position  
 NA No data available                                        DNF Did not finish  
 DNT Did not track     DT-W Distance travelled compared to winner in metres

Fastest split  
 Fastest section

data processed by TRIPLES DATA

Horse/Jockey Name	Tee Ball/R D Close
Finish Rank	1
Fastest Section Time (Section)	0:13.53 (400-200)
Top Speed [km/h] (Section)	54.5 (2400-2200)
Race State	Finished



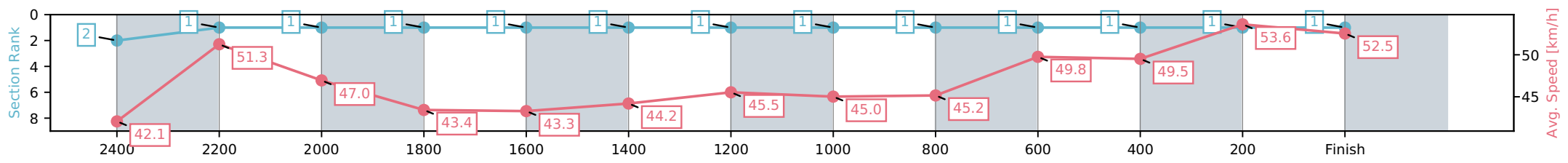
NZ Metropolitan Trotting Club Inc Harness  
 Race 3: GARRARDS HORSE & HOUND PACE - 2600m



29 May 2026 - 6:13PM

Weather: Cloudy

Section	L2600	L2400	L2200	L2000	L1800	L1600	L1400	L1200	L1000	L800	L600	L400	L200
Section Times	3:20.06 (0:16.78)	3:03.28 [2] (0:14.10)	2:49.18 [1] (0:15.29)	2:33.89 [1] (0:16.58)	2:17.31 [1] (0:16.57)	2:00.74 [1] (0:16.41)	1:44.33 [1] (0:15.82)	1:28.51 [1] (0:16.09)	1:12.42 [1] (0:16.02)	0:56.40 [1] (0:14.48)	0:41.92 [1] (0:14.66)	0:27.26 [1] (0:13.53)	0:13.73 [1] (0:13.73)
Average Speed [km/h]	42.1	51.3	47.0	43.4	43.3	44.2	45.5	45.0	45.2	49.8	49.5	53.6	52.5
Top Speed [km/h]	54.1	54.5	49.5	44.8	44.1	45.0	46.0	46.0	46.2	51.3	50.8	54.5	54.5
Avg. Dist. to Rail [m]	8.6	0.8	0.4	0.3	0.4	1.3	2.4	0.8	0.9	1.3	1.4	1.6	3.5



[ ] Ranking at each section and finish  
 -:-:- No data available at this section  
 NA No data available

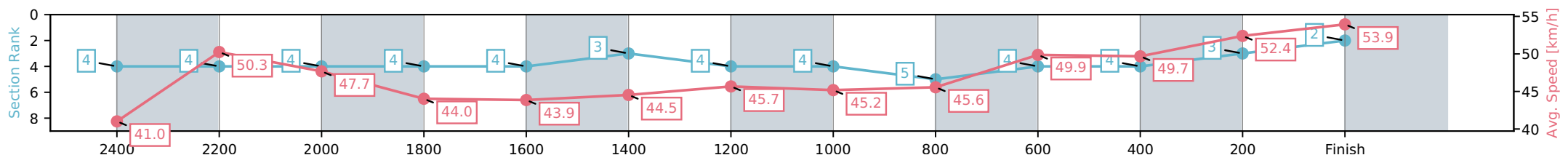
Horse/Jockey Name	Bella Ciao/R T May
Finish Rank	2
Fastest Section Time (Section)	0:13.38 (200-0)
Top Speed [km/h] (Section)	54.9 (200-0)
Race State	Finished



NZ Metropolitan Trotting Club Inc Harness  
 Race 3: GARRARDS HORSE & HOUND PACE - 2600m  
 29 May 2026 - 6:13PM  
 Weather: Cloudy



Section	L2600	L2400	L2200	L2000	L1800	L1600	L1400	L1200	L1000	L800	L600	L400	L200
Section Times	3:20.69 (0:17.27)	3:03.42 [4] (0:14.54)	2:48.88 [4] (0:15.30)	2:33.58 [4] (0:16.36)	2:17.22 [4] (0:16.60)	2:00.62 [4] (0:16.36)	1:44.26 [3] (0:15.77)	1:28.49 [4] (0:16.13)	1:12.37 [4] (0:15.98)	0:56.38 [5] (0:14.44)	0:41.95 [4] (0:14.67)	0:27.28 [4] (0:13.89)	0:13.38 [3] (0:13.38)
Average Speed [km/h]	41.0	50.3	47.7	44.0	43.9	44.5	45.7	45.2	45.6	49.9	49.7	52.4	53.9
Top Speed [km/h]	49.7	51.6	49.7	46.4	44.5	45.3	46.4	46.4	46.4	52.3	50.3	53.9	54.9
Avg. Dist. to Rail [m]	12.2	2.2	1.8	2.0	1.8	1.8	3.3	1.5	1.7	1.9	1.9	1.9	3.7



[ ] Ranking at each section and finish  
 -:-:- No data available at this section  
 NA No data available

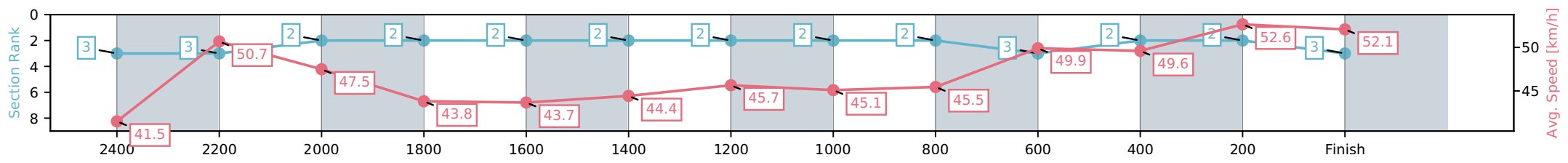
Horse/Jockey Name	Social Experiment/B N Orange
Finish Rank	3
Fastest Section Time (Section)	0:13.79 (400-200)
Top Speed [km/h] (Section)	53.7 (200-0)
Race State	Finished



NZ Metropolitan Trotting Club Inc Harness  
 Race 3: GARRARDS HORSE & HOUND PACE - 2600m  
 29 May 2026 - 6:13PM  
 Weather: Cloudy



Section	L2600	L2400	L2200	L2000	L1800	L1600	L1400	L1200	L1000	L800	L600	L400	L200
Section Times	3:20.77 (0:17.04)	3:03.73 [3] (0:14.34)	2:49.39 [3] (0:15.32)	2:34.07 [2] (0:16.43)	2:17.64 [2] (0:16.64)	2:01.00 [2] (0:16.36)	1:44.63 [2] (0:15.78)	1:28.86 [2] (0:16.12)	1:12.74 [2] (0:15.99)	0:56.75 [2] (0:14.43)	0:42.31 [3] (0:14.66)	0:27.65 [2] (0:13.79)	0:13.86 [2] (0:13.86)
Average Speed [km/h]	41.5	50.7	47.5	43.8	43.7	44.4	45.7	45.1	45.5	49.9	49.6	52.6	52.1
Top Speed [km/h]	52.3	52.5	49.6	46.2	44.2	45.1	46.4	46.0	46.0	51.2	50.5	53.5	53.7
Avg. Dist. to Rail [m]	4.6	1.3	1.4	1.5	1.5	1.5	2.9	1.2	1.4	1.8	1.6	1.5	1.4



[ ] Ranking at each section and finish  
 -:-:- No data available at this section  
 NA No data available

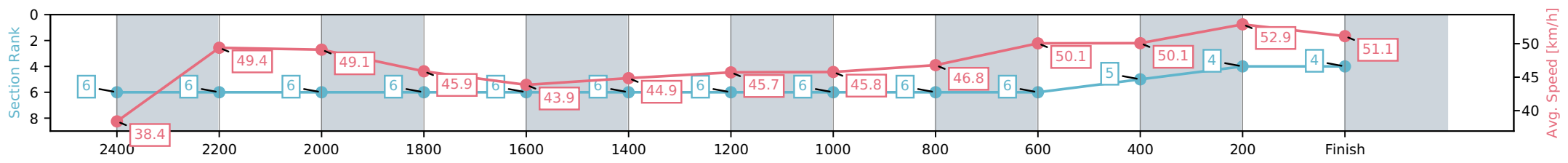
Horse/Jockey Name	Poseidon/John R Dunn
Finish Rank	4
Fastest Section Time (Section)	0:14.01 (400-200)
Top Speed [km/h] (Section)	53.8 (400-200)
Race State	Finished



NZ Metropolitan Trotting Club Inc Harness  
 Race 3: GARRARDS HORSE & HOUND PACE - 2600m  
 29 May 2026 - 6:13PM  
 Weather: Cloudy



Section	L2600	L2400	L2200	L2000	L1800	L1600	L1400	L1200	L1000	L800	L600	L400	L200
Section Times	3:21.82 (0:18.41)	3:03.41 [6] (0:14.94)	2:48.46 [6] (0:14.92)	2:33.55 [6] (0:15.68)	2:17.86 [6] (0:16.78)	2:01.09 [6] (0:16.43)	1:44.66 [6] (0:15.75)	1:28.91 [6] (0:16.09)	1:12.81 [6] (0:15.70)	0:57.11 [6] (0:14.39)	0:42.72 [6] (0:14.62)	0:28.10 [5] (0:14.01)	0:14.09 [4] (0:14.09)
Average Speed [km/h]	38.4	49.4	49.1	45.9	43.9	44.9	45.7	45.8	46.8	50.1	50.1	52.9	51.1
Top Speed [km/h]	49.0	50.7	50.1	49.1	45.2	45.4	47.2	47.2	48.5	51.9	51.9	53.8	53.6
Avg. Dist. to Rail [m]	12.5	3.6	2.4	3.7	3.4	3.3	5.4	2.8	3.0	3.5	2.7	4.3	6.2



[ ] Ranking at each section and finish  
 -:-:- No data available at this section  
 NA No data available

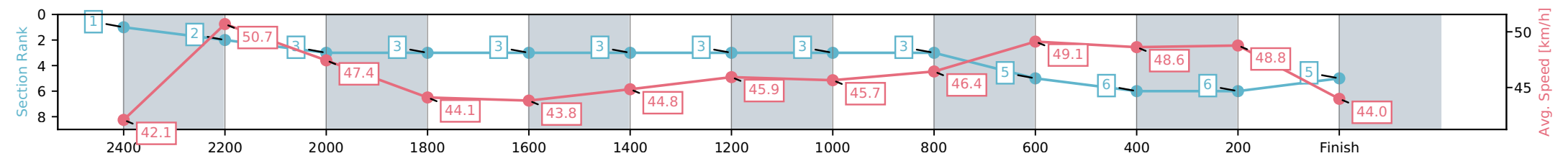
Horse/Jockey Name	Neverlooktwice/S E O'Reilly
Finish Rank	5
Fastest Section Time (Section)	0:14.57 (2400-2200)
Top Speed [km/h] (Section)	54.3 (2400-2200)
Race State	Finished



NZ Metropolitan Trotting Club Inc Harness  
 Race 3: GARRARDS HORSE & HOUND PACE - 2600m  
 29 May 2026 - 6:13PM  
 Weather: Cloudy



Section	L2600	L2400	L2200	L2000	L1800	L1600	L1400	L1200	L1000	L800	L600	L400	L200
Section Times	3:25.28 (0:16.71)	3:08.57 [1] (0:14.57)	2:54.00 [2] (0:15.60)	2:38.40 [3] (0:16.33)	2:22.07 [3] (0:16.78)	2:05.29 [3] (0:16.43)	1:48.85 [3] (0:15.67)	1:33.18 [3] (0:16.18)	1:17.00 [3] (0:15.86)	1:01.15 [3] (0:14.66)	0:46.48 [5] (0:15.19)	0:31.29 [6] (0:14.98)	0:16.31 [6] (0:16.31)
Average Speed [km/h]	42.1	50.7	47.4	44.1	43.8	44.8	45.9	45.7	46.4	49.1	48.6	48.8	44.0
Top Speed [km/h]	54.3	54.3	49.8	46.5	44.9	45.7	47.0	46.3	47.5	50.1	49.6	50.2	47.4
Avg. Dist. to Rail [m]	10.2	3.4	3.6	3.5	3.3	3.2	4.8	3.0	3.2	3.1	3.6	1.8	2.3



[ ] Ranking at each section and finish  
 -:-:- No data available at this section  
 NA No data available

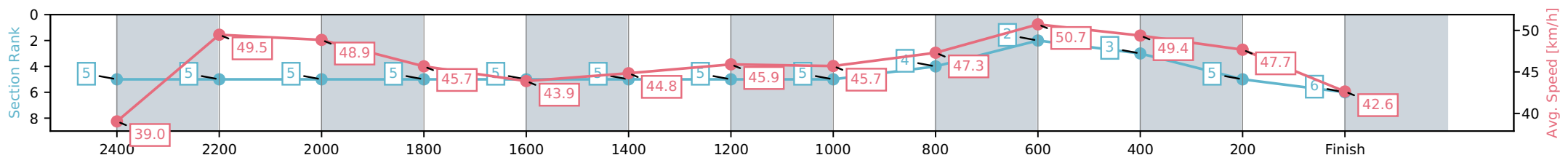
Horse/Jockey Name	Sadie/J C Morrison
Finish Rank	6
Fastest Section Time (Section)	0:14.20 (800-600)
Top Speed [km/h] (Section)	51.1 (800-600)
Race State	Finished



NZ Metropolitan Trotting Club Inc Harness  
 Race 3: GARRARDS HORSE & HOUND PACE - 2600m  
 29 May 2026 - 6:13PM  
 Weather: Cloudy



Section	L2600	L2400	L2200	L2000	L1800	L1600	L1400	L1200	L1000	L800	L600	L400	L200
Section Times	3:25.54 (0:18.05)	3:07.49 [5] (0:14.83)	2:52.66 [5] (0:14.90)	2:37.76 [5] (0:15.77)	2:21.99 [5] (0:16.76)	2:05.23 [5] (0:16.43)	1:48.80 [5] (0:15.69)	1:33.11 [5] (0:16.15)	1:16.96 [5] (0:15.63)	1:01.34 [4] (0:14.20)	0:47.14 [2] (0:14.91)	0:32.23 [3] (0:15.38)	0:16.84 [5] (0:16.84)
Average Speed [km/h]	39.0	49.5	48.9	45.7	43.9	44.8	45.9	45.7	47.3	50.7	49.4	47.7	42.6
Top Speed [km/h]	48.4	50.3	50.1	49.7	45.3	45.9	47.3	46.5	50.5	51.1	49.7	48.6	45.8
Avg. Dist. to Rail [m]	8.6	2.6	1.6	3.8	3.4	3.2	5.1	3.0	3.8	4.3	3.1	2.8	6.6



[ ] Ranking at each section and finish  
 -:-:- No data available at this section  
 NA No data available

Horse/Jockey Name	Jimandal/J B Geddes
Finish Rank	7
Fastest Section Time (Section)	0:15.15 (1400-1200)
Top Speed [km/h] (Section)	48.0 (1600-1400)
Race State	Finished



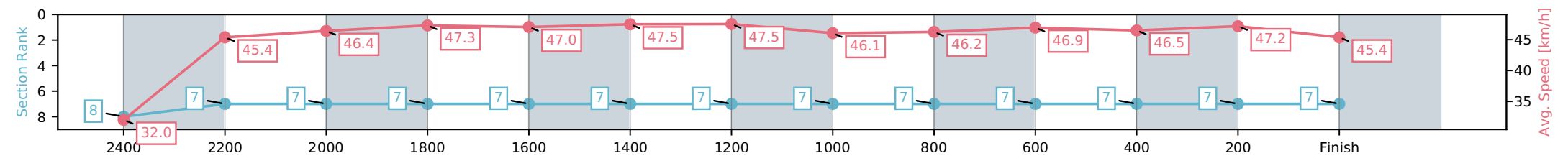
NZ Metropolitan Trotting Club Inc Harness  
 Race 3: GARRARDS HORSE & HOUND PACE - 2600m



29 May 2026 - 6:13PM

Weather: Cloudy

Section	L2600	L2400	L2200	L2000	L1800	L1600	L1400	L1200	L1000	L800	L600	L400	L200
Section Times	3:28.60 (0:22.05)	3:06.55 [8] (0:16.32)	2:50.23 [7] (0:15.66)	2:34.57 [7] (0:15.22)	2:19.35 [7] (0:15.40)	2:03.95 [7] (0:15.25)	1:48.70 [7] (0:15.15)	1:33.55 [7] (0:15.76)	1:17.79 [7] (0:15.68)	1:02.11 [7] (0:15.35)	0:46.77 [7] (0:15.58)	0:31.19 [7] (0:15.33)	0:15.85 [7] (0:15.85)
Average Speed [km/h]	32.0	45.4	46.4	47.3	47.0	47.5	47.5	46.1	46.2	46.9	46.5	47.2	45.4
Top Speed [km/h]	43.5	46.9	47.7	47.7	47.3	48.0	47.9	47.1	47.4	47.5	46.9	47.9	47.4
Avg. Dist. to Rail [m]	4.3	3.5	1.6	1.2	1.1	1.0	2.6	1.0	1.1	1.3	0.9	1.0	2.2



[ ] Ranking at each section and finish  
 -:-:- No data available at this section  
 NA No data available