



NZ Metropolitan Trotting Club Inc Harness
 Race 4: EXPERIENCE THE THRILL AT ADDINGTON HANDICAP TROT - 2600m
 29 May 2026 - 6:38PM



Weather: Cloudy

Field Times (Race Tempo) 3:21.26 (0:17.21) 3:04.05 (0:15.40) 2:48.65 (0:16.37) 2:32.28 (0:15.22) 2:17.06 (0:15.48) 2:01.58 (0:15.24) 1:46.33 (0:14.99) 1:31.34 (0:15.36)

Rank	TAB#	Horse	Overall Time	First 400m	Top Speed km/h (Section)	L2600	L2400	L2200	L2000	L1800	L1600	L1400	L1200
	(BAR#)	Driver	Margin (DT-W)	Last 600m	Fastest Section (Time)	Start - 2400	2400 - 2200	2200 - 2000	2000 - 1800	1800 - 1600	1600 - 1400	1400 - 1200	1200 - 1000
1	14	Look To Da Stars	3:21.26	0:32.60	53.1 (200-0)	3:21.26	3:03.64 [3]	2:48.65 [1]	2:32.28 [1]	2:16.67 [3]	2:00.92 [4]	1:45.68 [5]	1:30.68 [5]
	(8)	John R Dunn		0:44.25	200-0 (0:13.86)	(0:17.62)	(0:14.98)	(0:16.37)	(0:15.61)	(0:15.75)	(0:15.24)	(0:15.00)	(0:15.39)
2	13	The Royal Gamble	3:21.37	0:33.72	51.5 (2000-1800)	3:21.37	3:03.23 [5]	2:47.65 [6]	2:31.52 [5]	2:17.16 [2]	2:01.68 [1]	1:46.44 [1]	1:31.45 [1]
	(7)	B N Orange	0.0L (-3)	0:45.37	2000-1800 (0:14.36)	(0:18.14)	(0:15.58)	(0:16.13)	(0:14.36)	(0:15.48)	(0:15.24)	(0:14.99)	(0:15.36)
3	6	Sheila Laxon	3:21.83	0:32.77	52.4 (200-0)	3:21.83	3:04.62 [1]	2:49.06 [2]	2:32.52 [2]	2:16.91 [5]	2:01.19 [6]	1:45.95 [7]	1:30.94 [7]
	(6)	S E O'Reilly	3.3L (-8)	0:44.47	200-0 (0:14.05)	(0:17.21)	(0:15.56)	(0:16.54)	(0:15.61)	(0:15.72)	(0:15.24)	(0:15.01)	(0:15.39)
4	1	Maroubra	3:21.99	0:33.07	52.5 (200-0)	3:21.99	3:04.52 [2]	2:48.92 [3]	2:32.40 [4]	2:16.79 [6]	2:01.05 [8]	1:45.83 [8]	1:30.83 [9]
	(1)	K K Tomlinson	4.2L (-8)	0:44.36	200-0 (0:13.94)	(0:17.47)	(0:15.60)	(0:16.52)	(0:15.62)	(0:15.74)	(0:15.22)	(0:15.00)	(0:15.41)
5	11	Kairaki Spur	3:21.99	0:34.91	53.5 (200-0)	3:21.99	3:02.34 [11]	2:47.07 [10]	2:31.25 [9]	2:16.09 [10]	2:00.42 [11]	1:45.20 [12]	1:30.16 [13]
	(5)	J W Cox	4.2L (-5)	0:43.70	200-0 (0:13.62)	(0:19.65)	(0:15.26)	(0:15.82)	(0:15.16)	(0:15.68)	(0:15.21)	(0:15.04)	(0:15.41)
6	12	Holly Highlander	3:22.36	0:35.50	51.7 (400-200)	3:22.36	3:02.37 [13]	2:46.86 [12]	2:30.43 [13]	2:15.71 [13]	2:00.70 [12]	1:45.78 [11]	1:30.99 [10]
	(6)	R T May	6.3L (+13)	0:44.82	200-0 (0:14.24)	(0:19.99)	(0:15.51)	(0:16.42)	(0:14.72)	(0:15.01)	(0:14.92)	(0:14.80)	(0:15.41)
7	9	Son E	3:22.51	0:34.04	50.2 (2000-1800)	3:22.51	3:03.97 [7]	2:48.48 [7]	2:32.21 [7]	2:17.71 [4]	2:02.44 [3]	1:47.31 [2]	1:32.43 [2]
	(3)	S J Thornley	7.2L (+4)	0:46.15	2000-1800 (0:14.50)	(0:18.54)	(0:15.50)	(0:16.26)	(0:14.50)	(0:15.27)	(0:15.13)	(0:14.88)	(0:15.41)
8	7	Didn't Di	3:23.83	0:33.70	52.5 (200-0)	3:23.83	3:05.59 [6]	2:50.13 [5]	2:33.94 [6]	2:18.33 [8]	2:02.59 [10]	1:47.39 [10]	1:32.39 [11]
	(1)	T P Duley	14.7L (-5)	0:45.89	200-0 (0:14.24)	(0:18.24)	(0:15.46)	(0:16.19)	(0:15.61)	(0:15.74)	(0:15.20)	(0:15.00)	(0:15.44)
9	4	Diamond Harbour	3:24.02	0:36.52	51.4 (200-0)	3:24.02	3:04.04 [12]	2:47.50 [14]	2:31.66 [14]	2:16.95 [14]	2:01.98 [14]	1:47.12 [13]	1:32.28 [12]
	(4)	Craig D Thornley	15.8L (+15)	0:46.09	2000-1800 (0:14.71)	(0:19.98)	(0:16.54)	(0:15.84)	(0:14.71)	(0:14.97)	(0:14.86)	(0:14.84)	(0:15.38)
10	5	Manakau Blaze	3:24.08	0:35.95	49.9 (1200-1000)	3:24.08	3:03.61 [14]	2:48.14 [13]	2:32.57 [11]	2:17.78 [12]	2:02.17 [13]	1:46.91 [14]	1:31.95 [14]
	(5)	B J Ford	16.2L (+12)	0:45.80	2000-1800 (0:14.80)	(0:20.47)	(0:15.48)	(0:15.56)	(0:14.80)	(0:15.60)	(0:15.26)	(0:14.96)	(0:15.35)

Scratched: Wot Up Tyron (#15)

Report Created: Fri 29 May 2026

(Note: Races are conducted over an approximate distance as close as possible to the advertised distance, and recorded data may vary accordingly. Official times refer to race times only and do not include handicap times.)

[] Position in running at each section and finish
 -:--:-- No data available at this section
 NA No data available
 DNT Did not track

TAB# Saddle cloth number
 BAR# Barrier/Gate Position
 DNF Did not finish
 DT-W Distance travelled compared to winner in metres

Fastest split
 Fastest section

data processed by TRIPLESDATA



NZ Metropolitan Trotting Club Inc Harness
 Race 4: EXPERIENCE THE THRILL AT ADDINGTON HANDICAP TROT - 2600m
 29 May 2026 - 6:38PM



Weather: Cloudy

Field Times (Race Tempo) 3:21.26 (0:17.21) 3:04.05 (0:15.40) 2:48.65 (0:16.37) 2:32.28 (0:15.22) 2:17.06 (0:15.48) 2:01.58 (0:15.24) 1:46.33 (0:14.99) 1:31.34 (0:15.36)

Rank	TAB#	Horse	Overall Time	First 400m	Top Speed km/h (Section)	L2600	L2400	L2200	L2000	L1800	L1600	L1400	L1200
	(BAR#)	Driver	Margin (DT-W)	Last 600m	Fastest Section (Time)	Start - 2400	2400 - 2200	2200 - 2000	2000 - 1800	1800 - 1600	1600 - 1400	1400 - 1200	1200 - 1000
11	10	Miles Away	3:24.26	0:35.14	50.1 (1800-1600)	3:24.26	3:04.62 [10]	2:49.12 [11]	2:32.70 [12]	2:18.04 [11]	2:03.10 [9]	1:48.08 [9]	1:33.21 [8]
	(4)	S J Ottley	17.2L (+16)	0:47.05	2000-1800 (0:14.65)	(0:19.64)	(0:15.50)	(0:16.43)	(0:14.65)	(0:14.94)	(0:15.03)	(0:14.86)	(0:15.42)
12	8	Oliver	3:26.36	0:34.41	50.5 (2000-1800)	3:26.36	3:07.42 [8]	2:51.95 [8]	2:35.62 [8]	2:21.12 [7]	2:05.96 [5]	1:50.86 [4]	1:35.96 [4]
	(2)	S J Tomlinson	29.2L (+8)	0:49.67	2000-1800 (0:14.50)	(0:18.94)	(0:15.47)	(0:16.32)	(0:14.50)	(0:15.16)	(0:15.11)	(0:14.89)	(0:15.43)
13	3	Ruthless Emma	3:28.40	0:34.75	49.8 (1600-1400)	3:28.40	3:09.14 [9]	2:53.65 [9]	2:37.32 [10]	2:22.72 [9]	2:07.66 [7]	1:52.57 [6]	1:37.68 [6]
	(3)	A S Mugford	40.8L (+19)	0:51.56	2000-1800 (0:14.60)	(0:19.26)	(0:15.49)	(0:16.33)	(0:14.60)	(0:15.05)	(0:15.09)	(0:14.89)	(0:15.41)
14	2	The River Boy	3:32.43	0:33.38	49.2 (2400-2200)	3:32.43	3:14.54 [4]	2:59.05 [4]	2:43.04 [3]	2:28.23 [1]	2:12.41 [2]	1:57.19 [3]	1:42.20 [3]
	(2)	R J Butt	63.8L (-5)	0:55.43	2000-1800 (0:14.81)	(0:17.89)	(0:15.49)	(0:16.00)	(0:14.81)	(0:15.82)	(0:15.22)	(0:14.99)	(0:15.39)

Scratched: Wot Up Tyron (#15)

Report Created: Fri 29 May 2026

(Note: Races are conducted over an approximate distance as close as possible to the advertised distance, and recorded data may vary accordingly. Official times refer to race times only and do not include handicap times.)

[] Position in running at each section and finish
 -:--:-- No data available at this section
 NA No data available
 DNT Did not track

TAB# Saddle cloth number
 BAR# Barrier/Gate Position
 DNF Did not finish
 DT-W Distance travelled compared to winner in metres

Fastest split
 Fastest section

data processed by TRIPLES DATA



NZ Metropolitan Trotting Club Inc Harness

Race 4: EXPERIENCE THE THRILL AT ADDINGTON HANDICAP TROT - 2600m

29 May 2026 - 6:38PM

Weather: Cloudy



Field Times
(Race Tempo)

1:15.99 (0:15.56) 1:00.42 (0:15.16) 0:45.26 (0:15.68) 0:29.58 (0:15.13) 0:14.45 (0:14.45)

Rank	TAB#	Horse	Overall Time	First 400m	Top Speed km/h (Section)	L1000	L800	L600	L400	L200			
	(BAR#)	Driver	Margin (DT-W)	Last 600m	Fastest Section (Time)	1000 - 800	800 - 600	600 - 400	400 - 200	200 - Finish			
1	14	Look To Da Stars	3:21.26	0:32.60	53.1 (200-0)	1:15.30 [5]	0:59.72 [5]	0:44.24 [6]	0:28.49 [4]	0:13.86 [2]			
	(8)	John R Dunn		0:44.25	200-0 (0:13.86)	(0:15.58)	(0:15.48)	(0:15.75)	(0:14.64)	(0:13.86)			
2	13	The Royal Gamble	3:21.37	0:33.72	51.5 (2000-1800)	1:16.10 [1]	1:00.53 [1]	0:45.37 [1]	0:29.69 [1]	0:14.56 [1]			
	(7)	B N Orange	0.0L (-3)	0:45.37	2000-1800 (0:14.36)	(0:15.56)	(0:15.16)	(0:15.68)	(0:15.13)	(0:14.56)			
3	6	Sheila Laxon	3:21.83	0:32.77	52.4 (200-0)	1:15.55 [7]	0:59.97 [7]	0:44.48 [8]	0:28.76 [7]	0:14.05 [4]			
	(6)	S E O'Reilly	3.3L (-8)	0:44.47	200-0 (0:14.05)	(0:15.58)	(0:15.49)	(0:15.72)	(0:14.70)	(0:14.05)			
4	1	Maroubra	3:21.99	0:33.07	52.5 (200-0)	1:15.42 [9]	0:59.85 [9]	0:44.36 [10]	0:28.64 [9]	0:13.94 [6]			
	(1)	K K Tomlinson	4.2L (-8)	0:44.36	200-0 (0:13.94)	(0:15.57)	(0:15.49)	(0:15.72)	(0:14.70)	(0:13.94)			
5	11	Kairaki Spur	3:21.99	0:34.91	53.5 (200-0)	1:14.76 [13]	0:59.22 [13]	0:43.70 [14]	0:27.82 [13]	0:13.62 [8]			
	(5)	J W Cox	4.2L (-5)	0:43.70	200-0 (0:13.62)	(0:15.54)	(0:15.52)	(0:15.88)	(0:14.20)	(0:13.62)			
6	12	Holly Highlander	3:22.36	0:35.50	51.7 (400-200)	1:15.57 [10]	0:59.95 [10]	0:44.82 [9]	0:29.07 [8]	0:14.24 [7]			
	(6)	R T May	6.3L (+13)	0:44.82	200-0 (0:14.24)	(0:15.62)	(0:15.13)	(0:15.74)	(0:14.84)	(0:14.24)			
7	9	Son E	3:22.51	0:34.04	50.2 (2000-1800)	1:17.02 [2]	1:01.44 [2]	0:46.16 [2]	0:30.34 [2]	0:14.97 [3]			
	(3)	S J Thornley	7.2L (+4)	0:46.15	2000-1800 (0:14.50)	(0:15.58)	(0:15.28)	(0:15.82)	(0:15.36)	(0:14.97)			
8	7	Didn't Di	3:23.83	0:33.70	52.5 (200-0)	1:16.95 [11]	1:01.39 [11]	0:45.89 [12]	0:29.91 [12]	0:14.24 [12]			
	(1)	T P Duley	14.7L (-5)	0:45.89	200-0 (0:14.24)	(0:15.55)	(0:15.50)	(0:15.98)	(0:15.67)	(0:14.24)			
9	4	Diamond Harbour	3:24.02	0:36.52	51.4 (200-0)	1:16.90 [12]	1:01.29 [12]	0:46.10 [11]	0:30.41 [10]	0:15.44 [10]			
	(4)	Craig D Thornley	15.8L (+15)	0:46.09	2000-1800 (0:14.71)	(0:15.60)	(0:15.19)	(0:15.69)	(0:14.96)	(0:15.44)			
10	5	Manakau Blaze	3:24.08	0:35.95	49.9 (1200-1000)	1:16.60 [14]	1:00.99 [14]	0:45.79 [13]	0:30.22 [11]	0:14.81 [11]			
	(5)	B J Ford	16.2L (+12)	0:45.80	2000-1800 (0:14.80)	(0:15.61)	(0:15.20)	(0:15.58)	(0:15.41)	(0:14.81)			

Scratched: Wot Up Tyron (#15)

Report Created: Fri 29 May 2026

(Note: Races are conducted over an approximate distance as close as possible to the advertised distance, and recorded data may vary accordingly. Official times refer to race times only and do not include handicap times.)

[] Position in running at each section and finish TAB# Saddle cloth number
 -:-:- No data available at this section BAR# Barrier/Gate Position
 NA No data available DNF Did not finish
 DNT Did not track DT-W Distance travelled compared to winner in metres

Fastest split
 Fastest section

data processed by TRIPLES DATA



NZ Metropolitan Trotting Club Inc Harness

Race 4: EXPERIENCE THE THRILL AT ADDINGTON HANDICAP TROT - 2600m

29 May 2026 - 6:38PM

Weather: Cloudy



Field Times	1:15.99	1:00.42	0:45.26	0:29.58	0:14.45
(Race Tempo)	(0:15.56)	(0:15.16)	(0:15.68)	(0:15.13)	(0:14.45)

Rank	TAB#	Horse	Overall Time	First 400m	Top Speed km/h (Section)	L1000	L800	L600	L400	L200			
	(BAR#)	Driver	Margin (DT-W)	Last 600m	Fastest Section (Time)	1000 - 800	800 - 600	600 - 400	400 - 200	200 - Finish			
11	10	Miles Away	3:24.26	0:35.14	50.1 (1800-1600)	1:17.80 [8]	1:02.19 [8]	0:47.05 [7]	0:31.30 [5]	0:15.78 [9]			
	(4)	S J Ottley	17.2L (+16)	0:47.05	2000-1800 (0:14.65)	(0:15.61)	(0:15.14)	(0:15.75)	(0:15.52)	(0:15.78)			
12	8	Oliver	3:26.36	0:34.41	50.5 (2000-1800)	1:20.54 [4]	1:04.96 [4]	0:49.66 [3]	0:33.93 [3]	0:18.54 [5]			
	(2)	S J Tomlinson	29.2L (+8)	0:49.67	2000-1800 (0:14.50)	(0:15.58)	(0:15.30)	(0:15.74)	(0:15.39)	(0:18.54)			
13	3	Ruthless Emma	3:28.40	0:34.75	49.8 (1600-1400)	1:22.27 [6]	1:06.68 [6]	0:51.55 [4]	0:35.40 [6]	0:18.60 [13]			
	(3)	A S Mugford	40.8L (+19)	0:51.56	2000-1800 (0:14.60)	(0:15.59)	(0:15.13)	(0:16.16)	(0:16.80)	(0:18.60)			
14	2	The River Boy	3:32.43	0:33.38	49.2 (2400-2200)	1:26.81 [3]	1:11.20 [3]	0:55.43 [5]	0:37.97 [14]	0:19.74 [14]			
	(2)	R J Butt	63.8L (-5)	0:55.43	2000-1800 (0:14.81)	(0:15.61)	(0:15.78)	(0:17.46)	(0:18.23)	(0:19.74)			

Scratched: Wot Up Tyron (#15)

Report Created: Fri 29 May 2026

(Note: Races are conducted over an approximate distance as close as possible to the advertised distance, and recorded data may vary accordingly. Official times refer to race times only and do not include handicap times.)

[] Position in running at each section and finish TAB# Saddle cloth number
 -:-:- No data available at this section BAR# Barrier/Gate Position
 NA No data available DNF Did not finish
 DNT Did not track DT-W Distance travelled compared to winner in metres

Fastest split
 Fastest section

data processed by  **TRIPLES DATA**

Horse/Jockey Name	Look To Da Stars/John R Dunn
Finish Rank	1
Fastest Section Time (Section)	0:13.86 (200-0)
Top Speed [km/h] (Section)	53.1 (200-0)
Race State	Finished



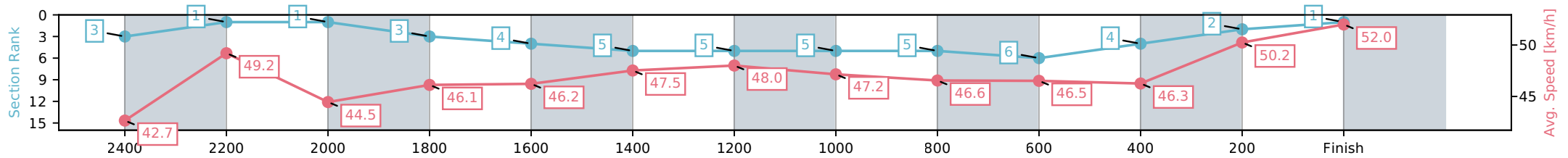
NZ Metropolitan Trotting Club Inc Harness
 Race 4: EXPERIENCE THE THRILL AT ADDINGTON
 HANDICAP TROT - 2600m



29 May 2026 - 6:38PM

Weather: Cloudy

Section	L2600	L2400	L2200	L2000	L1800	L1600	L1400	L1200	L1000	L800	L600	L400	L200
Section Times	3:21.26 (0:17.62)	3:03.64 [3] (0:14.98)	2:48.65 [1] (0:16.37)	2:32.28 [1] (0:15.61)	2:16.67 [3] (0:15.75)	2:00.92 [4] (0:15.24)	1:45.68 [5] (0:15.00)	1:30.68 [5] (0:15.39)	1:15.30 [5] (0:15.58)	0:59.72 [5] (0:15.48)	0:44.24 [6] (0:15.75)	0:28.49 [4] (0:14.64)	0:13.86 [2] (0:13.86)
Average Speed [km/h]	42.7	49.2	44.5	46.1	46.2	47.5	48.0	47.2	46.6	46.5	46.3	50.2	52.0
Top Speed [km/h]	50.6	50.8	46.5	47.1	47.1	47.9	48.5	48.3	47.5	47.7	48.0	53.1	53.1
Avg. Dist. to Rail [m]	12.6	3.2	1.7	1.5	1.8	1.0	2.8	1.1	1.1	2.4	2.2	3.4	5.5



- [] Ranking at each section and finish
- :-:- No data available at this section
- NA No data available

Horse/Jockey Name	The Royal Gamble/B N Orange
Finish Rank	2
Fastest Section Time (Section)	0:14.36 (2000-1800)
Top Speed [km/h] (Section)	51.5 (2000-1800)
Race State	Finished



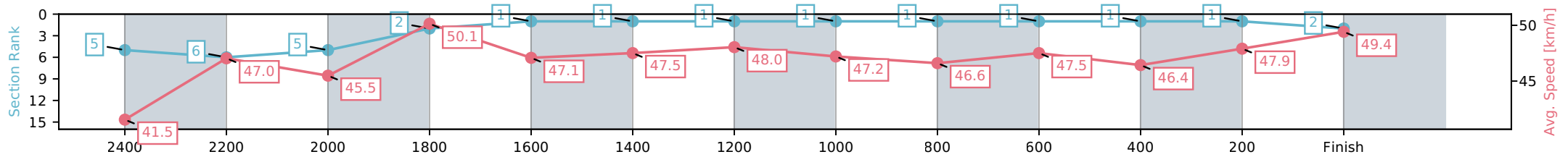
NZ Metropolitan Trotting Club Inc Harness
 Race 4: EXPERIENCE THE THRILL AT ADDINGTON
 HANDICAP TROT - 2600m



29 May 2026 - 6:38PM

Weather: Cloudy

Section	L2600	L2400	L2200	L2000	L1800	L1600	L1400	L1200	L1000	L800	L600	L400	L200
Section Times	3:21.37 (0:18.14)	3:03.23 [5] (0:15.58)	2:47.65 [6] (0:16.13)	2:31.52 [5] (0:14.36)	2:17.16 [2] (0:15.48)	2:01.68 [1] (0:15.24)	1:46.44 [1] (0:14.99)	1:31.45 [1] (0:15.36)	1:16.10 [1] (0:15.56)	1:00.53 [1] (0:15.16)	0:45.37 [1] (0:15.68)	0:29.69 [1] (0:15.13)	0:14.56 [1] (0:14.56)
Average Speed [km/h]	41.5	47.0	45.5	50.1	47.1	47.5	48.0	47.2	46.6	47.5	46.4	47.9	49.4
Top Speed [km/h]	49.9	48.6	49.0	51.5	51.1	47.8	48.4	48.1	47.7	48.2	47.0	49.4	50.0
Avg. Dist. to Rail [m]	11.1	2.5	2.6	3.6	2.3	0.9	2.7	0.9	1.1	1.6	1.9	1.3	2.9



- [] Ranking at each section and finish
- :-:- No data available at this section
- NA No data available

Horse/Jockey Name	Sheila Laxon/S E O'Reilly
Finish Rank	3
Fastest Section Time (Section)	0:14.05 (200-0)
Top Speed [km/h] (Section)	52.4 (200-0)
Race State	Finished



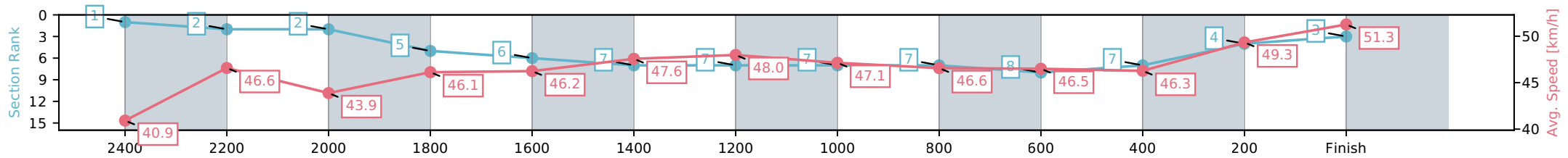
NZ Metropolitan Trotting Club Inc Harness
 Race 4: EXPERIENCE THE THRILL AT ADDINGTON
 HANDICAP TROT - 2600m



29 May 2026 - 6:38PM

Weather: Cloudy

Section	L2600	L2400	L2200	L2000	L1800	L1600	L1400	L1200	L1000	L800	L600	L400	L200
Section Times	3:21.83 (0:17.21)	3:04.62 [1] (0:15.56)	2:49.06 [2] (0:16.54)	2:32.52 [2] (0:15.61)	2:16.91 [5] (0:15.72)	2:01.19 [6] (0:15.24)	1:45.95 [7] (0:15.01)	1:30.94 [7] (0:15.39)	1:15.55 [7] (0:15.58)	0:59.97 [7] (0:15.49)	0:44.48 [8] (0:15.72)	0:28.76 [7] (0:14.70)	0:14.05 [4] (0:14.05)
Average Speed [km/h]	40.9	46.6	43.9	46.1	46.2	47.6	48.0	47.1	46.6	46.5	46.3	49.3	51.3
Top Speed [km/h]	50.3	49.0	44.8	47.1	47.0	47.9	48.5	48.3	47.5	47.4	48.4	51.7	52.4
Avg. Dist. to Rail [m]	8.5	1.0	1.2	1.5	1.7	1.1	2.7	1.0	1.1	2.1	2.0	1.1	1.2



- [] Ranking at each section and finish
- :-:- No data available at this section
- NA No data available

Horse/Jockey Name	Maroubra/K K Tomlinson
Finish Rank	4
Fastest Section Time (Section)	0:13.94 (200-0)
Top Speed [km/h] (Section)	52.5 (200-0)
Race State	Finished



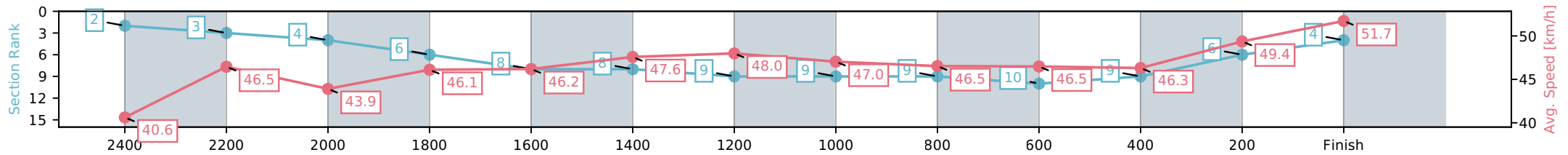
NZ Metropolitan Trotting Club Inc Harness
 Race 4: EXPERIENCE THE THRILL AT ADDINGTON
 HANDICAP TROT - 2600m



29 May 2026 - 6:38PM

Weather: Cloudy

Section	L2600	L2400	L2200	L2000	L1800	L1600	L1400	L1200	L1000	L800	L600	L400	L200
Section Times	3:21.99 (0:17.47)	3:04.52 [2] (0:15.60)	2:48.92 [3] (0:16.52)	2:32.40 [4] (0:15.62)	2:16.79 [6] (0:15.74)	2:01.05 [8] (0:15.22)	1:45.83 [8] (0:15.00)	1:30.83 [9] (0:15.41)	1:15.42 [9] (0:15.57)	0:59.85 [9] (0:15.49)	0:44.36 [10] (0:15.72)	0:28.64 [9] (0:14.70)	0:13.94 [6] (0:13.94)
Average Speed [km/h]	40.6	46.5	43.9	46.1	46.2	47.6	48.0	47.0	46.5	46.5	46.3	49.4	51.7
Top Speed [km/h]	48.5	48.1	45.2	47.2	47.3	47.9	48.7	48.6	47.7	47.8	48.4	51.6	52.5
Avg. Dist. to Rail [m]	1.6	0.8	1.2	1.7	1.6	1.0	2.8	0.9	1.0	2.1	2.0	1.7	6.3



- [] Ranking at each section and finish
- :-:- No data available at this section
- NA No data available

Horse/Jockey Name	Kairaki Spur/J W Cox
Finish Rank	5
Fastest Section Time (Section)	0:13.62 (200-0)
Top Speed [km/h] (Section)	53.5 (200-0)
Race State	Finished



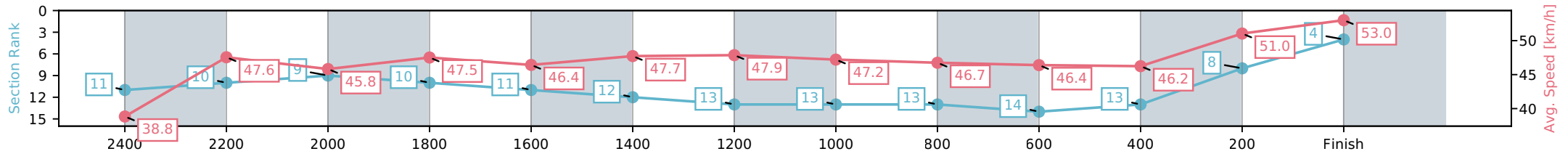
NZ Metropolitan Trotting Club Inc Harness
 Race 4: EXPERIENCE THE THRILL AT ADDINGTON
 HANDICAP TROT - 2600m



29 May 2026 - 6:38PM

Weather: Cloudy

Section	L2600	L2400	L2200	L2000	L1800	L1600	L1400	L1200	L1000	L800	L600	L400	L200
Section Times	3:21.99 (0:19.65)	3:02.34 [11] (0:15.26)	2:47.07 [10] (0:15.82)	2:31.25 [9] (0:15.16)	2:16.09 [10] (0:15.68)	2:00.42 [11] (0:15.21)	1:45.20 [12] (0:15.04)	1:30.16 [13] (0:15.41)	1:14.76 [13] (0:15.54)	0:59.22 [13] (0:15.52)	0:43.70 [14] (0:15.88)	0:27.82 [13] (0:14.20)	0:13.62 [8] (0:13.62)
Average Speed [km/h]	38.8	47.6	45.8	47.5	46.4	47.7	47.9	47.2	46.7	46.4	46.2	51.0	53.0
Top Speed [km/h]	47.8	48.6	47.5	48.8	47.6	48.5	48.7	48.8	48.2	48.0	47.6	53.1	53.5
Avg. Dist. to Rail [m]	6.4	1.2	1.1	1.7	1.8	1.4	3.2	1.3	1.3	2.1	2.8	1.2	3.7



- [] Ranking at each section and finish
- :-:- No data available at this section
- NA No data available

Horse/Jockey Name	Holly Highlander/R T May
Finish Rank	6
Fastest Section Time (Section)	0:14.24 (200-0)
Top Speed [km/h] (Section)	51.7 (400-200)
Race State	Finished



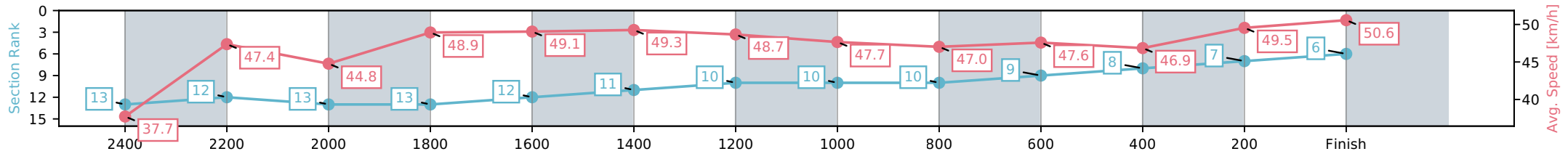
NZ Metropolitan Trotting Club Inc Harness
 Race 4: EXPERIENCE THE THRILL AT ADDINGTON
 HANDICAP TROT - 2600m



29 May 2026 - 6:38PM

Weather: Cloudy

Section	L2600	L2400	L2200	L2000	L1800	L1600	L1400	L1200	L1000	L800	L600	L400	L200
Section Times	3:22.36 (0:19.99)	3:02.37 [13] (0:15.51)	2:46.86 [12] (0:16.42)	2:30.43 [13] (0:14.72)	2:15.71 [13] (0:15.01)	2:00.70 [12] (0:14.92)	1:45.78 [11] (0:14.80)	1:30.99 [10] (0:15.41)	1:15.57 [10] (0:15.62)	0:59.95 [10] (0:15.13)	0:44.82 [9] (0:15.74)	0:29.07 [8] (0:14.84)	0:14.24 [7] (0:14.24)
Average Speed [km/h]	37.7	47.4	44.8	48.9	49.1	49.3	48.7	47.7	47.0	47.6	46.9	49.5	50.6
Top Speed [km/h]	46.1	48.2	47.0	49.8	49.4	49.8	49.4	49.3	48.3	48.0	48.1	51.7	51.7
Avg. Dist. to Rail [m]	10.2	2.7	2.9	3.6	3.7	2.9	4.7	2.6	2.7	3.8	3.8	3.4	8.1



- [] Ranking at each section and finish
- :-:- No data available at this section
- NA No data available

Horse/Jockey Name	Son E/S J Thornley
Finish Rank	7
Fastest Section Time (Section)	0:14.50 (2000-1800)
Top Speed [km/h] (Section)	50.2 (2000-1800)
Race State	Finished



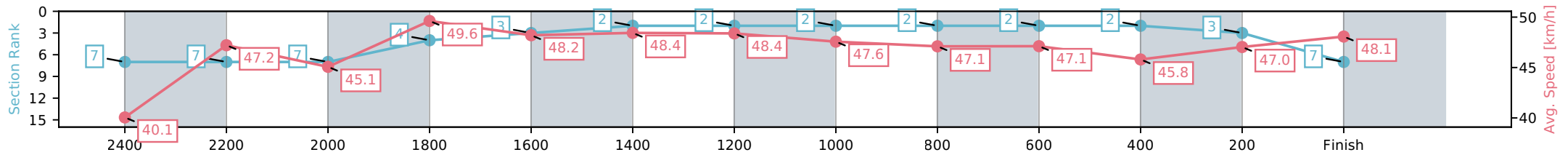
NZ Metropolitan Trotting Club Inc Harness
 Race 4: EXPERIENCE THE THRILL AT ADDINGTON
 HANDICAP TROT - 2600m



29 May 2026 - 6:38PM

Weather: Cloudy

Section	L2600	L2400	L2200	L2000	L1800	L1600	L1400	L1200	L1000	L800	L600	L400	L200
Section Times	3:22.51 (0:18.54)	3:03.97 [7] (0:15.50)	2:48.48 [7] (0:16.26)	2:32.21 [7] (0:14.50)	2:17.71 [4] (0:15.27)	2:02.44 [3] (0:15.13)	1:47.31 [2] (0:14.88)	1:32.43 [2] (0:15.41)	1:17.02 [2] (0:15.58)	1:01.44 [2] (0:15.28)	0:46.16 [2] (0:15.82)	0:30.34 [2] (0:15.36)	0:14.97 [3] (0:14.97)
Average Speed [km/h]	40.1	47.2	45.1	49.6	48.2	48.4	48.4	47.6	47.1	47.1	45.8	47.0	48.1
Top Speed [km/h]	48.0	48.4	47.9	50.2	49.6	49.3	48.6	48.3	48.3	47.8	46.5	48.5	49.1
Avg. Dist. to Rail [m]	6.4	2.2	2.4	3.6	3.4	2.6	4.5	2.3	2.6	2.8	1.3	0.9	2.2



[] Ranking at each section and finish
 -:-:- No data available at this section
 NA No data available

Horse/Jockey Name	Didn't Di/T P Duley
Finish Rank	8
Fastest Section Time (Section)	0:14.24 (200-0)
Top Speed [km/h] (Section)	52.5 (200-0)
Race State	Finished



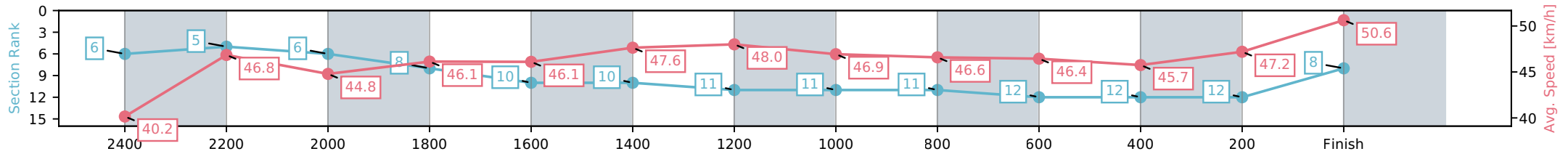
NZ Metropolitan Trotting Club Inc Harness
 Race 4: EXPERIENCE THE THRILL AT ADDINGTON
 HANDICAP TROT - 2600m



29 May 2026 - 6:38PM

Weather: Cloudy

Section	L2600	L2400	L2200	L2000	L1800	L1600	L1400	L1200	L1000	L800	L600	L400	L200
Section Times	3:23.83 (0:18.24)	3:05.59 [6] (0:15.46)	2:50.13 [5] (0:16.19)	2:33.94 [6] (0:15.61)	2:18.33 [8] (0:15.74)	2:02.59 [10] (0:15.20)	1:47.39 [10] (0:15.00)	1:32.39 [11] (0:15.44)	1:16.95 [11] (0:15.55)	1:01.39 [11] (0:15.50)	0:45.89 [12] (0:15.98)	0:29.91 [12] (0:15.67)	0:14.24 [12] (0:14.24)
Average Speed [km/h]	40.2	46.8	44.8	46.1	46.1	47.6	48.0	46.9	46.6	46.4	45.7	47.2	50.6
Top Speed [km/h]	48.9	48.6	46.7	47.4	47.4	48.2	49.1	48.7	48.3	47.8	47.2	50.2	52.5
Avg. Dist. to Rail [m]	3.7	1.0	1.1	1.8	1.5	1.1	2.9	0.9	1.1	2.2	2.5	4.2	6.5



- [] Ranking at each section and finish
- :-:- No data available at this section
- NA No data available

Horse/Jockey Name	Diamond Harbour/Craig D Thornley
Finish Rank	9
Fastest Section Time (Section)	0:14.71 (2000-1800)
Top Speed [km/h] (Section)	51.4 (200-0)
Race State	Finished



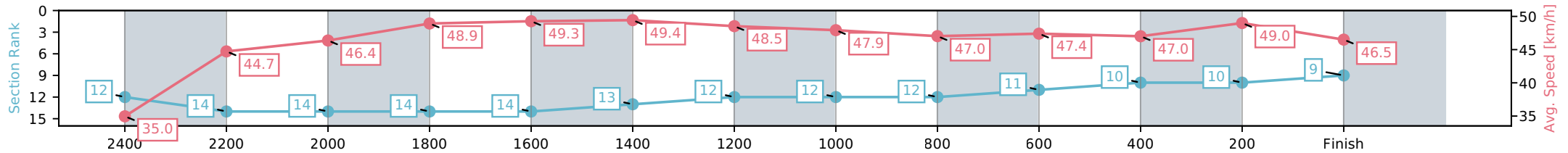
NZ Metropolitan Trotting Club Inc Harness
 Race 4: EXPERIENCE THE THRILL AT ADDINGTON
 HANDICAP TROT - 2600m



29 May 2026 - 6:38PM

Weather: Cloudy

Section	L2600	L2400	L2200	L2000	L1800	L1600	L1400	L1200	L1000	L800	L600	L400	L200
Section Times	3:24.02 (0:19.98)	3:04.04 [12] (0:16.54)	2:47.50 [14] (0:15.84)	2:31.66 [14] (0:14.71)	2:16.95 [14] (0:14.97)	2:01.98 [14] (0:14.86)	1:47.12 [13] (0:14.84)	1:32.28 [12] (0:15.38)	1:16.90 [12] (0:15.60)	1:01.29 [12] (0:15.19)	0:46.10 [11] (0:15.69)	0:30.41 [10] (0:14.96)	0:15.44 [10] (0:15.44)
Average Speed [km/h]	35.0	44.7	46.4	48.9	49.3	49.4	48.5	47.9	47.0	47.4	47.0	49.0	46.5
Top Speed [km/h]	42.0	47.1	49.6	50.0	49.6	50.0	49.2	49.5	48.5	48.1	48.1	51.2	51.4
Avg. Dist. to Rail [m]	8.4	4.0	2.7	3.8	3.8	2.9	5.0	2.9	2.7	3.9	3.8	3.0	7.2



- [] Ranking at each section and finish
- :-:- No data available at this section
- NA No data available

Horse/Jockey Name	Manakau Blaze/B J Ford
Finish Rank	10
Fastest Section Time (Section)	0:14.80 (2000-1800)
Top Speed [km/h] (Section)	49.9 (1200-1000)
Race State	Finished



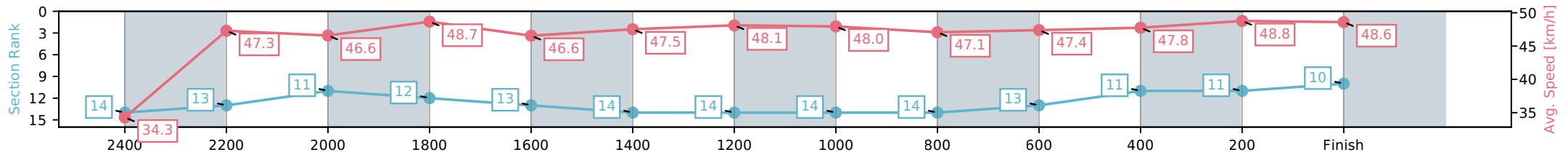
NZ Metropolitan Trotting Club Inc Harness
 Race 4: EXPERIENCE THE THRILL AT ADDINGTON
 HANDICAP TROT - 2600m



29 May 2026 - 6:38PM

Weather: Cloudy

Section	L2600	L2400	L2200	L2000	L1800	L1600	L1400	L1200	L1000	L800	L600	L400	L200
Section Times	3:24.08 (0:20.47)	3:03.61 [14] (0:15.48)	2:48.14 [13] (0:15.56)	2:32.57 [11] (0:14.80)	2:17.78 [12] (0:15.60)	2:02.17 [13] (0:15.26)	1:46.91 [14] (0:14.96)	1:31.95 [14] (0:15.35)	1:16.60 [14] (0:15.61)	1:00.99 [14] (0:15.20)	0:45.79 [13] (0:15.58)	0:30.22 [11] (0:15.41)	0:14.81 [11] (0:14.81)
Average Speed [km/h]	34.3	47.3	46.6	48.7	46.6	47.5	48.1	48.0	47.1	47.4	47.8	48.8	48.6
Top Speed [km/h]	45.5	48.4	48.1	49.5	47.9	48.1	49.0	49.9	48.9	48.1	49.2	49.6	49.7
Avg. Dist. to Rail [m]	9.0	2.2	1.1	1.6	1.6	1.2	4.4	2.8	2.8	3.9	4.7	6.7	9.0



- [] Ranking at each section and finish
- :-:- No data available at this section
- NA No data available

Horse/Jockey Name	Miles Away/S J Ottley
Finish Rank	11
Fastest Section Time (Section)	0:14.65 (2000-1800)
Top Speed [km/h] (Section)	50.1 (1800-1600)
Race State	Finished



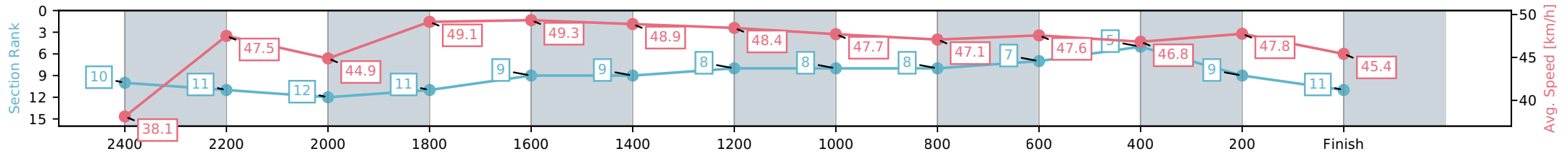
NZ Metropolitan Trotting Club Inc Harness
 Race 4: EXPERIENCE THE THRILL AT ADDINGTON
 HANDICAP TROT - 2600m



29 May 2026 - 6:38PM

Weather: Cloudy

Section	L2600	L2400	L2200	L2000	L1800	L1600	L1400	L1200	L1000	L800	L600	L400	L200
Section Times	3:24.26 (0:19.64)	3:04.62 [10] (0:15.50)	2:49.12 [11] (0:16.43)	2:32.70 [12] (0:14.65)	2:18.04 [11] (0:14.94)	2:03.10 [9] (0:15.03)	1:48.08 [9] (0:14.86)	1:33.21 [8] (0:15.42)	1:17.80 [8] (0:15.61)	1:02.19 [8] (0:15.14)	0:47.05 [7] (0:15.75)	0:31.30 [5] (0:15.52)	0:15.78 [9] (0:15.78)
Average Speed [km/h]	38.1	47.5	44.9	49.1	49.3	48.9	48.4	47.7	47.1	47.6	46.8	47.8	45.4
Top Speed [km/h]	46.6	48.3	47.4	49.9	50.1	50.0	49.4	49.1	48.2	47.9	47.6	48.7	48.8
Avg. Dist. to Rail [m]	8.4	3.0	3.2	3.9	3.8	2.8	4.8	2.6	2.8	3.9	3.7	4.7	9.6



- [] Ranking at each section and finish
- :-:- No data available at this section
- NA No data available

Horse/Jockey Name	Oliver/S J Tomlinson
Finish Rank	12
Fastest Section Time (Section)	0:14.50 (2000-1800)
Top Speed [km/h] (Section)	50.5 (2000-1800)
Race State	Finished



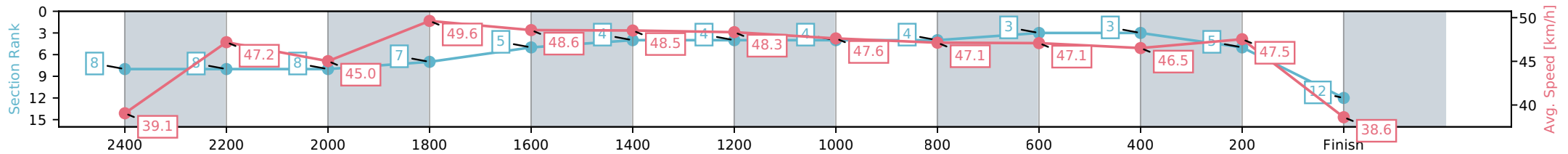
NZ Metropolitan Trotting Club Inc Harness
 Race 4: EXPERIENCE THE THRILL AT ADDINGTON
 HANDICAP TROT - 2600m



29 May 2026 - 6:38PM

Weather: Cloudy

Section	L2600	L2400	L2200	L2000	L1800	L1600	L1400	L1200	L1000	L800	L600	L400	L200
Section Times	3:26.36 (0:18.94)	3:07.42 [8] (0:15.47)	2:51.95 [8] (0:16.32)	2:35.62 [8] (0:14.50)	2:21.12 [7] (0:15.16)	2:05.96 [5] (0:15.11)	1:50.86 [4] (0:14.89)	1:35.96 [4] (0:15.43)	1:20.54 [4] (0:15.58)	1:04.96 [4] (0:15.30)	0:49.66 [3] (0:15.74)	0:33.93 [3] (0:15.39)	0:18.54 [5] (0:18.54)
Average Speed [km/h]	39.1	47.2	45.0	49.6	48.6	48.5	48.3	47.6	47.1	47.1	46.5	47.5	38.6
Top Speed [km/h]	47.5	48.5	47.6	50.5	50.4	49.6	48.7	48.4	48.4	48.2	47.2	48.1	46.4
Avg. Dist. to Rail [m]	4.9	1.9	2.8	3.7	3.5	2.6	4.6	2.5	2.7	3.1	2.7	2.6	4.5



- [] Ranking at each section and finish
- :-:- No data available at this section
- NA No data available

Horse/Jockey Name	Ruthless Emma/A S Mugford
Finish Rank	13
Fastest Section Time (Section)	0:14.60 (2000-1800)
Top Speed [km/h] (Section)	49.8 (1600-1400)
Race State	Finished



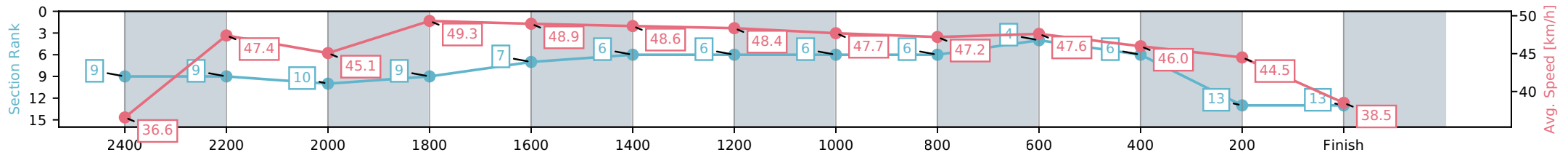
NZ Metropolitan Trotting Club Inc Harness
 Race 4: EXPERIENCE THE THRILL AT ADDINGTON
 HANDICAP TROT - 2600m



29 May 2026 - 6:38PM

Weather: Cloudy

Section	L2600	L2400	L2200	L2000	L1800	L1600	L1400	L1200	L1000	L800	L600	L400	L200
Section Times	3:28.40 (0:19.26)	3:09.14 [9] (0:15.49)	2:53.65 [9] (0:16.33)	2:37.32 [10] (0:14.60)	2:22.72 [9] (0:15.05)	2:07.66 [7] (0:15.09)	1:52.57 [6] (0:14.89)	1:37.68 [6] (0:15.41)	1:22.27 [6] (0:15.59)	1:06.68 [6] (0:15.13)	0:51.55 [4] (0:16.16)	0:35.40 [6] (0:16.80)	0:18.60 [13] (0:18.60)
Average Speed [km/h]	36.6	47.4	45.1	49.3	48.9	48.6	48.4	47.7	47.2	47.6	46.0	44.5	38.5
Top Speed [km/h]	45.8	48.8	47.5	49.8	49.6	49.8	49.0	48.6	48.2	48.2	47.0	45.7	44.3
Avg. Dist. to Rail [m]	6.4	2.6	3.0	3.8	3.7	2.8	4.8	2.6	2.8	4.1	4.5	5.8	6.0



- [] Ranking at each section and finish
- :-:- No data available at this section
- NA No data available

Horse/Jockey Name	The River Boy/R J Butt
Finish Rank	14
Fastest Section Time (Section)	0:14.81 (2000-1800)
Top Speed [km/h] (Section)	49.2 (2400-2200)
Race State	Finished



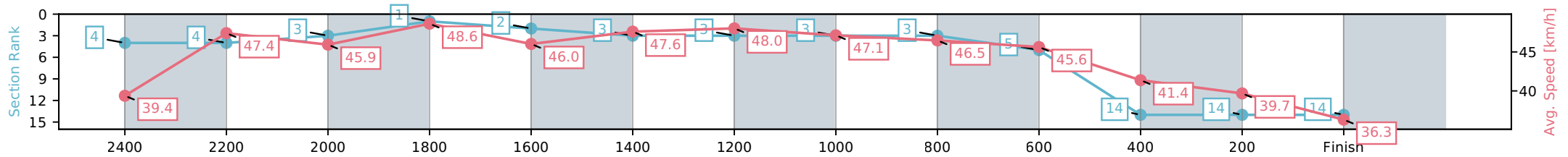
NZ Metropolitan Trotting Club Inc Harness
 Race 4: EXPERIENCE THE THRILL AT ADDINGTON
 HANDICAP TROT - 2600m



29 May 2026 - 6:38PM

Weather: Cloudy

Section	L2600	L2400	L2200	L2000	L1800	L1600	L1400	L1200	L1000	L800	L600	L400	L200
Section Times	3:32.43 (0:17.89)	3:14.54 [4] (0:15.49)	2:59.05 [4] (0:16.00)	2:43.04 [3] (0:14.81)	2:28.23 [1] (0:15.82)	2:12.41 [2] (0:15.22)	1:57.19 [3] (0:14.99)	1:42.20 [3] (0:15.39)	1:26.81 [3] (0:15.61)	1:11.20 [3] (0:15.78)	0:55.43 [5] (0:17.46)	0:37.97 [14] (0:18.23)	0:19.74 [14] (0:19.74)
Average Speed [km/h]	39.4	47.4	45.9	48.6	46.0	47.6	48.0	47.1	46.5	45.6	41.4	39.7	36.3
Top Speed [km/h]	49.0	49.2	48.4	49.2	47.9	47.9	48.5	48.2	47.5	46.5	43.2	41.6	38.3
Avg. Dist. to Rail [m]	4.6	2.6	2.8	3.0	1.9	1.0	2.7	1.0	1.1	0.9	0.6	1.0	2.5



- [] Ranking at each section and finish
- :-:- No data available at this section
- NA No data available