



# NZ Metropolitan Trotting Club Inc Harness

Race 5: WOODLANDS STUD - THE GENETICS OF GREATNESS MOBILE PACE - 1980m

29 May 2026 - 7:08PM

Weather: Cloudy



Field Times	2:24.48	2:13.34	1:59.16	1:44.39	1:29.53	1:14.07	0:58.32	0:43.14
(Race Tempo)	(0:11.14)	(0:14.18)	(0:14.77)	(0:14.86)	(0:15.46)	(0:15.75)	(0:15.18)	(0:14.95)

Rank	TAB#	Horse	Overall Time	First 400m	Top Speed km/h (Section)	L1980	L1800	L1600	L1400	L1200	L1000	L800	L600
	(BAR#)	Driver	Margin (DT-W)	Last 600m	Fastest Section (Time)	Start - 1800	1800 - 1600	1600 - 1400	1400 - 1200	1200 - 1000	1000 - 800	800 - 600	600 - 400
1	6	Crunched	2:24.48	0:26.75	56.1 (1980 - 1800)	2:24.48	2:13.12 [3]	1:59.16 [1]	1:44.39 [1]	1:29.53 [1]	1:14.07 [1]	0:58.32 [1]	0:43.14 [1]
	(6)	B N Orange		0:43.14	1800-1600 (0:13.96)	(0:11.36)	(0:13.96)	(0:14.77)	(0:14.86)	(0:15.46)	(0:15.75)	(0:15.18)	(0:14.95)
2	5	Bonjour Miki	2:25.22	0:27.76	53.9 (1800-1600)	2:25.22	2:13.22 [5]	1:58.96 [5]	1:43.62 [5]	1:28.84 [5]	1:14.00 [4]	0:58.63 [3]	0:43.60 [2]
	(5)	Craig D Thornley	4.2L (-2)	0:43.60	1800-1600 (0:14.26)	(0:12.00)	(0:14.26)	(0:15.33)	(0:14.78)	(0:14.84)	(0:15.37)	(0:15.04)	(0:14.71)
3	1	Nansana	2:25.26	0:28.35	52.7 (200-0)	2:25.26	2:13.20 [7]	1:58.45 [6]	1:43.15 [6]	1:28.43 [6]	1:13.73 [6]	0:58.35 [5]	0:43.37 [4]
	(1)	K A Butt	4.4L (+6)	0:43.37	200-0 (0:14.04)	(0:12.06)	(0:14.75)	(0:15.30)	(0:14.72)	(0:14.70)	(0:15.39)	(0:14.97)	(0:14.97)
4	3	Let It Rip	2:25.61	0:27.22	56.5 (1980 - 1800)	2:25.61	2:14.38 [2]	1:59.94 [3]	1:44.76 [3]	1:29.87 [3]	1:14.60 [3]	0:58.84 [4]	0:43.68 [5]
	(3)	R T May	6.5L (-6)	0:43.67	200-0 (0:14.12)	(0:11.23)	(0:14.44)	(0:15.17)	(0:14.90)	(0:15.27)	(0:15.76)	(0:15.16)	(0:14.97)
5	2	Franco Not Out	2:25.66	0:27.55	54.4 (1980 - 1800)	2:25.66	2:14.12 [4]	1:59.64 [4]	1:44.32 [4]	1:29.54 [4]	1:14.32 [5]	0:58.50 [6]	0:43.39 [7]
	(2)	J C Morrison	6.7L (-1)	0:43.39	200-0 (0:14.08)	(0:11.54)	(0:14.47)	(0:15.33)	(0:14.78)	(0:15.22)	(0:15.83)	(0:15.10)	(0:14.94)
6	7	Harry's Girl	2:27.65	0:26.90	56.5 (1980 - 1800)	2:27.65	2:16.50 [1]	2:02.28 [2]	1:47.19 [2]	1:32.37 [2]	1:16.93 [2]	1:01.17 [2]	0:46.01 [3]
	(7)	S J Thornley	18.1L (-4)	0:46.02	1800-1600 (0:14.22)	(0:11.14)	(0:14.22)	(0:15.09)	(0:14.82)	(0:15.44)	(0:15.76)	(0:15.16)	(0:15.00)
7	4	Ultimate Dreamer	2:28.28	0:28.65	52.2 (1980 - 1800)	2:28.28	2:16.28 [6]	2:01.23 [7]	1:45.74 [7]	1:31.03 [7]	1:16.46 [7]	1:01.05 [7]	0:46.06 [6]
	(4)	A M Butt	21.7L (+7)	0:46.05	1200-1000 (0:14.57)	(0:12.00)	(0:15.05)	(0:15.48)	(0:14.71)	(0:14.57)	(0:15.41)	(0:14.99)	(0:15.20)

Report Created: Fri 29 May 2026

(Note: Races are conducted over an approximate distance as close as possible to the advertised distance, and recorded data may vary accordingly. Official times refer to race times only and do not include handicap times.)

[ ] Position in running at each section and finish    TAB# Saddle cloth number  
 --- No data available at this section    BAR# Barrier/Gate Position  
 NA No data available    DNF Did not finish  
 DNT Did not track    DT-W Distance travelled compared to winner in metres

Fastest split  
 Fastest section



NZ Metropolitan Trotting Club Inc Harness  
 Race 5: WOODLANDS STUD - THE GENETICS OF GREATNESS MOBILE PACE - 1980m  
 29 May 2026 - 7:08PM



Weather: Cloudy

Field Times                      0:28.19      0:13.99  
 (Race Tempo)                    (0:14.20)    (0:13.99)

Rank	TAB#	Horse	Overall Time	First 400m	Top Speed km/h (Section)	L400	L200						
	(BAR#)	Driver	Margin (DT-W)	Last 600m	Fastest Section (Time)	400 - 200	200 - Finish						
1	6	Crunched	2:24.48	0:26.75	56.1 (1980 - 1800)	0:28.19 [1]	0:13.99 [1]						
	(6)	B N Orange		0:43.14	1800-1600 (0:13.96)	(0:14.20)	(0:13.99)						
2	5	Bonjour Miki	2:25.22	0:27.76	53.9 (1800-1600)	0:28.88 [2]	0:14.39 [2]						
	(5)	Craig D Thornley	4.2L (-2)	0:43.60	1800-1600 (0:14.26)	(0:14.50)	(0:14.39)						
3	1	Nansana	2:25.26	0:28.35	52.7 (200-0)	0:28.40 [4]	0:14.04 [3]						
	(1)	K A Butt	4.4L (+6)	0:43.37	200-0 (0:14.04)	(0:14.36)	(0:14.04)						
4	3	Let It Rip	2:25.61	0:27.22	56.5 (1980 - 1800)	0:28.70 [5]	0:14.12 [5]						
	(3)	R T May	6.5L (-6)	0:43.67	200-0 (0:14.12)	(0:14.58)	(0:14.12)						
5	2	Franco Not Out	2:25.66	0:27.55	54.4 (1980 - 1800)	0:28.45 [6]	0:14.08 [6]						
	(2)	J C Morrison	6.7L (-1)	0:43.39	200-0 (0:14.08)	(0:14.37)	(0:14.08)						
6	7	Harry's Girl	2:27.65	0:26.90	56.5 (1980 - 1800)	0:31.02 [3]	0:16.33 [4]						
	(7)	S J Thornley	18.1L (-4)	0:46.02	1800-1600 (0:14.22)	(0:14.69)	(0:16.33)						
7	4	Ultimate Dreamer	2:28.28	0:28.65	52.2 (1980 - 1800)	0:30.86 [7]	0:15.81 [7]						
	(4)	A M Butt	21.7L (+7)	0:46.05	1200-1000 (0:14.57)	(0:15.04)	(0:15.81)						

Report Created: Fri 29 May 2026

(Note: Races are conducted over an approximate distance as close as possible to the advertised distance, and recorded data may vary accordingly. Official times refer to race times only and do not include handicap times.)

- [ ] Position in running at each section and finish    TAB# Saddle cloth number
- [-:-] No data available at this section                BAR# Barrier/Gate Position
- NA No data available                                        DNF Did not finish
- DNT Did not track     DT-W Distance travelled compared to winner in metres

- Fastest split
- Fastest section

Horse/Jockey Name	Crunched/B N Orange
Finish Rank	1
Fastest Section Time (Section)	0:13.96 (1800-1600)
Top Speed [km/h] (Section)	56.1 (1980 - 1800)
Race State	Finished



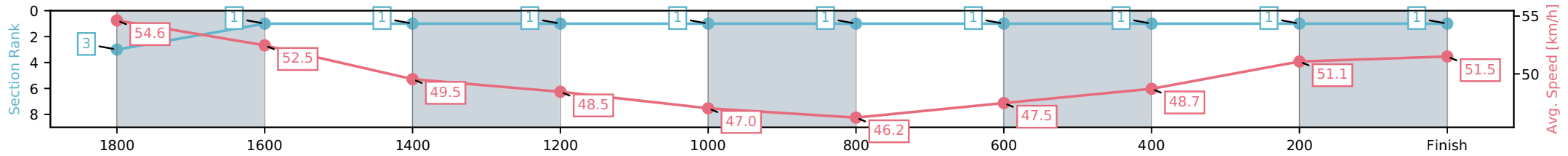
NZ Metropolitan Trotting Club Inc Harness  
 Race 5: WOODLANDS STUD - THE GENETICS OF GREATNESS MOBILE PACE - 1980m



29 May 2026 - 7:08PM

Weather: Cloudy

Section	L1980	L1800	L1600	L1400	L1200	L1000	L800	L600	L400	L200
Section Times	2:24.48 (0:11.36)	2:13.12 [3] (0:13.96)	1:59.16 [1] (0:14.77)	1:44.39 [1] (0:14.86)	1:29.53 [1] (0:15.46)	1:14.07 [1] (0:15.75)	0:58.32 [1] (0:15.18)	0:43.14 [1] (0:14.95)	0:28.19 [1] (0:14.20)	0:13.99 [1] (0:13.99)
Average Speed [km/h]	54.6	52.5	49.5	48.5	47.0	46.2	47.5	48.7	51.1	51.5
Top Speed [km/h]	56.1	53.5	51.6	49.0	48.4	46.9	48.5	49.7	52.6	53.4
Avg. Dist. to Rail [m]	8.9	3.0	2.2	2.8	1.1	1.9	2.4	1.8	1.5	3.4



- [ ] Ranking at each section and finish
- :-:- No data available at this section
- NA No data available

Horse/Jockey Name	Bonjour Miki/Craig D Thornley
Finish Rank	2
Fastest Section Time (Section)	0:14.26 (1800-1600)
Top Speed [km/h] (Section)	53.9 (1800-1600)
Race State	Finished



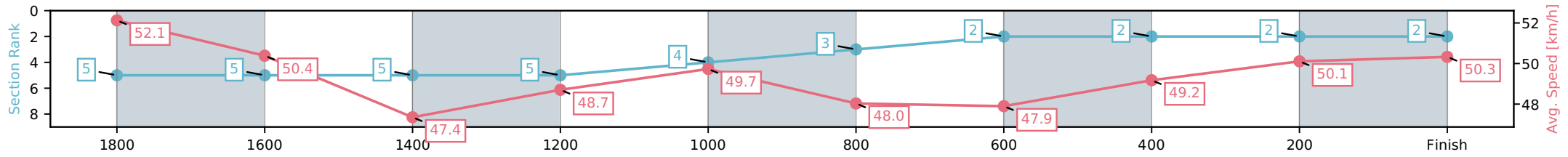
NZ Metropolitan Trotting Club Inc Harness  
 Race 5: WOODLANDS STUD - THE GENETICS OF GREATNESS MOBILE PACE - 1980m



29 May 2026 - 7:08PM

Weather: Cloudy

Section	L1980	L1800	L1600	L1400	L1200	L1000	L800	L600	L400	L200
Section Times	2:25.22 (0:12.00)	2:13.22 [5] (0:14.26)	1:58.96 [5] (0:15.33)	1:43.62 [5] (0:14.78)	1:28.84 [5] (0:14.84)	1:14.00 [4] (0:15.37)	0:58.63 [3] (0:15.04)	0:43.60 [2] (0:14.71)	0:28.88 [2] (0:14.50)	0:14.39 [2] (0:14.39)
Average Speed [km/h]	52.1	50.4	47.4	48.7	49.7	48.0	47.9	49.2	50.1	50.3
Top Speed [km/h]	53.7	53.9	48.3	49.3	50.8	49.8	48.8	50.2	51.1	51.3
Avg. Dist. to Rail [m]	7.4	1.3	1.6	4.2	3.1	3.5	3.6	1.3	1.8	2.8



[ ] Ranking at each section and finish  
 -:-:- No data available at this section  
 NA No data available

Horse/Jockey Name	Nansana/K A Butt
Finish Rank	3
Fastest Section Time (Section)	0:14.04 (200-0)
Top Speed [km/h] (Section)	52.7 (200-0)
Race State	Finished



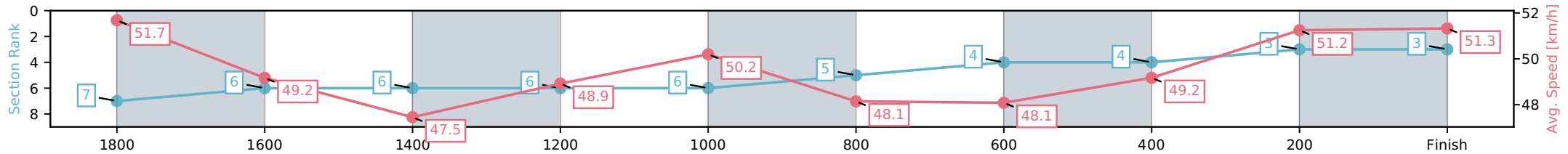
NZ Metropolitan Trotting Club Inc Harness  
 Race 5: WOODLANDS STUD - THE GENETICS OF GREATNESS MOBILE PACE - 1980m



29 May 2026 - 7:08PM

Weather: Cloudy

Section	L1980	L1800	L1600	L1400	L1200	L1000	L800	L600	L400	L200
Section Times	2:25.26 (0:12.06)	2:13.20 [7] (0:14.75)	1:58.45 [6] (0:15.30)	1:43.15 [6] (0:14.72)	1:28.43 [6] (0:14.70)	1:13.73 [6] (0:15.39)	0:58.35 [5] (0:14.97)	0:43.37 [4] (0:14.97)	0:28.40 [4] (0:14.36)	0:14.04 [3] (0:14.04)
Average Speed [km/h]	51.7	49.2	47.5	48.9	50.2	48.1	48.1	49.2	51.2	51.3
Top Speed [km/h]	52.4	52.2	48.6	50.4	50.9	49.4	48.9	50.7	52.4	52.7
Avg. Dist. to Rail [m]	2.4	1.4	1.3	4.1	3.0	3.8	4.1	3.4	3.6	7.4



- [ ] Ranking at each section and finish
- :-:- No data available at this section
- NA No data available

Horse/Jockey Name	Let It Rip/R T May
Finish Rank	4
Fastest Section Time (Section)	0:14.12 (200-0)
Top Speed [km/h] (Section)	56.5 (1980 - 1800)
Race State	Finished



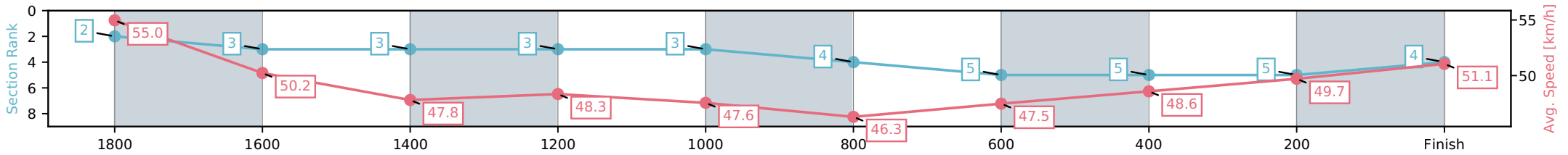
NZ Metropolitan Trotting Club Inc Harness  
 Race 5: WOODLANDS STUD - THE GENETICS OF GREATNESS MOBILE PACE - 1980m



29 May 2026 - 7:08PM

Weather: Cloudy

Section	L1980	L1800	L1600	L1400	L1200	L1000	L800	L600	L400	L200
Section Times	2:25.61 (0:11.23)	2:14.38 [2] (0:14.44)	1:59.94 [3] (0:15.17)	1:44.76 [3] (0:14.90)	1:29.87 [3] (0:15.27)	1:14.60 [3] (0:15.76)	0:58.84 [4] (0:15.16)	0:43.68 [5] (0:14.97)	0:28.70 [5] (0:14.58)	0:14.12 [5] (0:14.12)
Average Speed [km/h]	55.0	50.2	47.8	48.3	47.6	46.3	47.5	48.6	49.7	51.1
Top Speed [km/h]	56.5	53.3	49.2	48.7	48.1	47.2	49.0	49.5	51.4	52.2
Avg. Dist. to Rail [m]	5.0	1.7	1.1	2.9	1.1	1.9	2.5	1.8	1.5	4.9



- [ ] Ranking at each section and finish
- :-:- No data available at this section
- NA No data available

Horse/Jockey Name	Franco Not Out/J C Morrison
Finish Rank	5
Fastest Section Time (Section)	0:14.08 (200-0)
Top Speed [km/h] (Section)	54.4 (1980 - 1800)
Race State	Finished



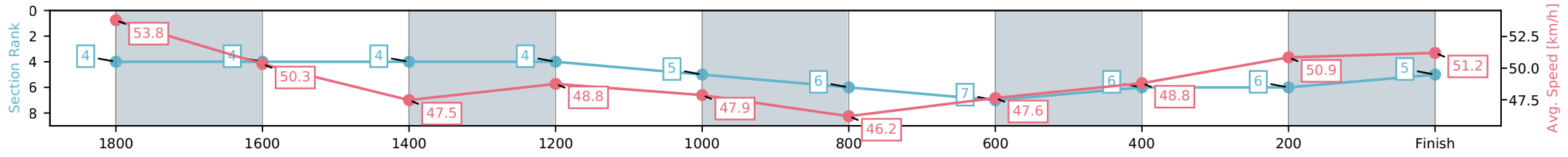
NZ Metropolitan Trotting Club Inc Harness  
 Race 5: WOODLANDS STUD - THE GENETICS OF GREATNESS MOBILE PACE - 1980m



29 May 2026 - 7:08PM

Weather: Cloudy

Section	L1980	L1800	L1600	L1400	L1200	L1000	L800	L600	L400	L200
Section Times	2:25.66 (0:11.54)	2:14.12 [4] (0:14.47)	1:59.64 [4] (0:15.33)	1:44.32 [4] (0:14.78)	1:29.54 [4] (0:15.22)	1:14.32 [5] (0:15.83)	0:58.50 [6] (0:15.10)	0:43.39 [7] (0:14.94)	0:28.45 [6] (0:14.37)	0:14.08 [6] (0:14.08)
Average Speed [km/h]	53.8	50.3	47.5	48.8	47.9	46.2	47.6	48.8	50.9	51.2
Top Speed [km/h]	54.4	53.1	48.4	49.2	48.8	47.0	49.5	50.4	51.7	52.1
Avg. Dist. to Rail [m]	3.5	2.1	1.5	3.4	1.5	2.1	2.6	1.9	2.7	6.6



[ ] Ranking at each section and finish  
 -:-:- No data available at this section  
 NA No data available

Horse/Jockey Name	Harry's Girl/S J Thornley
Finish Rank	6
Fastest Section Time (Section)	0:14.22 (1800-1600)
Top Speed [km/h] (Section)	56.5 (1980 - 1800)
Race State	Finished



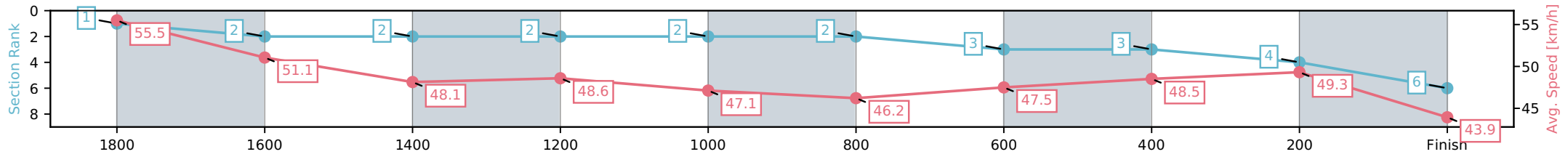
NZ Metropolitan Trotting Club Inc Harness  
 Race 5: WOODLANDS STUD - THE GENETICS OF GREATNESS MOBILE PACE - 1980m



29 May 2026 - 7:08PM

Weather: Cloudy

Section	L1980	L1800	L1600	L1400	L1200	L1000	L800	L600	L400	L200
Section Times	2:27.65 (0:11.14)	2:16.50 [1] (0:14.22)	2:02.28 [2] (0:15.09)	1:47.19 [2] (0:14.82)	1:32.37 [2] (0:15.44)	1:16.93 [2] (0:15.76)	1:01.17 [2] (0:15.16)	0:46.01 [3] (0:15.00)	0:31.02 [3] (0:14.69)	0:16.33 [4] (0:16.33)
Average Speed [km/h]	55.5	51.1	48.1	48.6	47.1	46.2	47.5	48.5	49.3	43.9
Top Speed [km/h]	56.5	55.8	49.5	49.1	48.3	47.1	48.5	49.4	49.7	49.1
Avg. Dist. to Rail [m]	10.8	2.1	1.4	3.0	1.3	1.8	2.5	1.8	1.2	2.5



[ ] Ranking at each section and finish  
 -:-:- No data available at this section  
 NA No data available

Horse/Jockey Name	Ultimate Dreamer/A M Butt
Finish Rank	7
Fastest Section Time (Section)	0:14.57 (1200-1000)
Top Speed [km/h] (Section)	52.2 (1980 - 1800)
Race State	Finished



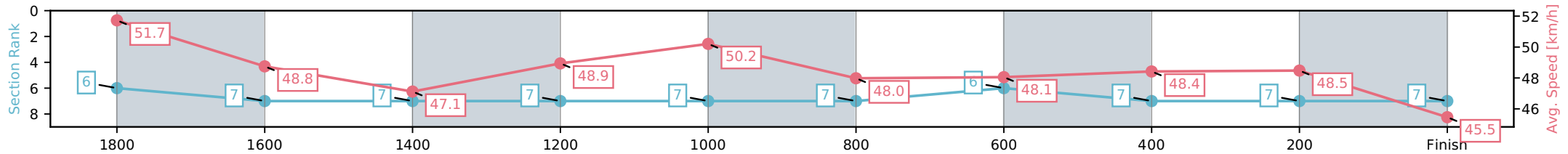
NZ Metropolitan Trotting Club Inc Harness  
 Race 5: WOODLANDS STUD - THE GENETICS OF GREATNESS MOBILE PACE - 1980m



29 May 2026 - 7:08PM

Weather: Cloudy

Section	L1980	L1800	L1600	L1400	L1200	L1000	L800	L600	L400	L200
Section Times	2:28.28 (0:12.00)	2:16.28 [6] (0:15.05)	2:01.23 [7] (0:15.48)	1:45.74 [7] (0:14.71)	1:31.03 [7] (0:14.57)	1:16.46 [7] (0:15.41)	1:01.05 [7] (0:14.99)	0:46.06 [6] (0:15.20)	0:30.86 [7] (0:15.04)	0:15.81 [7] (0:15.81)
Average Speed [km/h]	51.7	48.8	47.1	48.9	50.2	48.0	48.1	48.4	48.5	45.5
Top Speed [km/h]	52.2	51.3	48.3	50.4	50.6	49.8	48.7	49.4	48.7	47.9
Avg. Dist. to Rail [m]	6.4	3.1	1.8	4.1	2.0	3.4	4.2	3.3	2.0	4.7



- [ ] Ranking at each section and finish
- :-:- No data available at this section
- NA No data available