



NZ Metropolitan Trotting Club Inc Harness  
 Race 8: CONTINENTAL EVENT HIRE MOBILE PACE - 1980m  
 29 May 2026 - 8:39PM



Weather: Cloudy

Field Times (Race Tempo) 2:23.49 (0:11.12) 2:12.37 (0:14.27) 1:58.10 (0:15.34) 1:42.76 (0:14.71) 1:28.05 (0:15.45) 1:12.60 (0:15.18) 0:57.42 (0:14.52) 0:42.90 (0:14.50)

Rank	TAB#	Horse	Overall Time	First 400m	Top Speed km/h (Section)	L1980	L1800	L1600	L1400	L1200	L1000	L800	L600
	(BAR#)	Driver	Margin (DT-W)	Last 600m	Fastest Section (Time)	Start - 1800	1800 - 1600	1600 - 1400	1400 - 1200	1200 - 1000	1000 - 800	800 - 600	600 - 400
1	3	Mostert	2:23.49	0:27.21	56.6 (1980 - 1800)	2:23.49	2:12.33 [2]	1:57.80 [2]	1:42.47 [2]	1:27.78 [3]	1:12.34 [3]	0:57.15 [3]	0:42.55 [4]
	(3)	C J Dalgety		0:42.55	200-0 (0:13.87)	(0:11.16)	(0:14.53)	(0:15.32)	(0:14.69)	(0:15.44)	(0:15.20)	(0:14.60)	(0:14.45)
2	2	Taumutu Lad	2:23.96	0:27.65	55.4 (1980 - 1800)	2:23.96	2:12.51 [3]	1:57.83 [3]	1:42.56 [5]	1:27.87 [5]	1:12.47 [5]	0:57.28 [5]	0:42.71 [7]
	(2)	S E O'Reilly	2.7L (-2)	0:42.71	200-0 (0:14.04)	(0:11.45)	(0:14.68)	(0:15.27)	(0:14.68)	(0:15.40)	(0:15.18)	(0:14.58)	(0:14.48)
3	8	Beachbreak	2:24.11	0:27.78	55.1 (1980 - 1800)	2:24.11	2:12.56 [4]	1:57.84 [4]	1:42.81 [4]	1:28.14 [4]	1:12.64 [4]	0:57.58 [4]	0:43.52 [1]
	(8)	T M Williams	3.5L (+17)	0:43.52	800-600 (0:14.06)	(0:11.56)	(0:14.72)	(0:15.02)	(0:14.68)	(0:15.50)	(0:15.06)	(0:14.06)	(0:14.50)
4	4	Henry Winkler	2:24.18	0:28.38	53.2 (1980 - 1800)	2:24.18	2:12.25 [8]	1:57.33 [8]	1:42.16 [8]	1:27.53 [8]	1:12.02 [8]	0:56.98 [9]	0:43.00 [6]
	(4)	S J Ottley	3.9L (+20)	0:43.00	800-600 (0:13.98)	(0:11.93)	(0:14.92)	(0:15.18)	(0:14.63)	(0:15.50)	(0:15.04)	(0:13.98)	(0:14.61)
5	10	Biggles	2:24.23	0:28.73	53.8 (1980 - 1800)	2:24.23	2:11.98 [9]	1:57.06 [9]	1:41.96 [9]	1:27.32 [9]	1:11.80 [10]	0:57.32 [7]	0:43.29 [3]
	(10)	R T May	4.2L (+18)	0:43.29	800-600 (0:14.03)	(0:12.26)	(0:14.92)	(0:15.10)	(0:14.64)	(0:15.53)	(0:14.48)	(0:14.03)	(0:14.59)
6	5	Commander Joe	2:24.25	0:28.01	54.8 (1980 - 1800)	2:24.25	2:12.67 [5]	1:57.77 [6]	1:42.63 [6]	1:27.97 [6]	1:12.46 [6]	0:57.37 [6]	0:42.98 [8]
	(5)	H V Douglas	4.3L (+15)	0:42.98	200-0 (0:13.82)	(0:11.58)	(0:14.90)	(0:15.14)	(0:14.66)	(0:15.51)	(0:15.09)	(0:14.39)	(0:14.80)
7	6	Bettor Than Lizzy	2:24.39	0:26.92	56.6 (1980 - 1800)	2:24.39	2:13.27 [1]	1:59.00 [1]	1:43.66 [1]	1:28.95 [1]	1:13.50 [1]	0:58.32 [1]	0:43.73 [2]
	(6)	J W Cox	5.2L (+0)	0:43.73	1800-1600 (0:14.27)	(0:11.12)	(0:14.27)	(0:15.34)	(0:14.71)	(0:15.45)	(0:15.18)	(0:14.59)	(0:14.45)
8	9	Kowhai Nugget	2:24.80	0:29.32	53.6 (1980 - 1800)	2:24.80	2:12.45 [10]	1:57.25 [10]	1:42.33 [10]	1:27.84 [10]	1:12.62 [9]	0:57.50 [10]	0:43.32 [9]
	(9)	B T Hope	7.5L (+14)	0:43.33	800-600 (0:14.17)	(0:12.35)	(0:15.20)	(0:14.92)	(0:14.49)	(0:15.22)	(0:15.12)	(0:14.17)	(0:14.65)
9	7	The Bettor Major	2:25.90	0:28.09	54.5 (1980 - 1800)	2:25.90	2:14.06 [7]	1:59.32 [7]	1:44.71 [3]	1:30.23 [2]	1:14.76 [2]	0:59.58 [2]	0:44.92 [5]
	(7)	S J Tomlinson	13.8L (+18)	0:44.93	1400-1200 (0:14.48)	(0:11.84)	(0:14.74)	(0:14.62)	(0:14.48)	(0:15.47)	(0:15.18)	(0:14.66)	(0:14.80)
10	1	Verducci	2:26.11	0:27.96	53.9 (1980 - 1800)	2:26.11	2:14.36 [6]	1:59.68 [5]	1:44.39 [7]	1:29.58 [7]	1:14.28 [7]	0:59.13 [8]	0:44.51 [10]
	(1)	J J A Young-Grant	15.0L (-6)	0:44.51	600-400 (0:14.49)	(0:11.76)	(0:14.68)	(0:15.29)	(0:14.80)	(0:15.30)	(0:15.15)	(0:14.62)	(0:14.49)

Report Created: Fri 29 May 2026

(Note: Races are conducted over an approximate distance as close as possible to the advertised distance, and recorded data may vary accordingly. Official times refer to race times only and do not include handicap times.)

[ ] Position in running at each section and finish TAB# Saddle cloth number

:-:-- No data available at this section

NA No data available

DNT Did not track

BAR# Barrier/Gate Position

DNF Did not finish

DT-W Distance travelled compared to winner in metres

Fastest split

Fastest section



NZ Metropolitan Trotting Club Inc Harness  
 Race 8: CONTINENTAL EVENT HIRE MOBILE PACE - 1980m  
 29 May 2026 - 8:39PM



Weather: Cloudy

Field Times                      0:28.40      0:13.97  
 (Race Tempo)                    (0:14.43)    (0:13.97)

Rank	TAB#	Horse	Overall Time	First 400m	Top Speed km/h (Section)	L400	L200						
	(BAR#)	Driver	Margin (DT-W)	Last 600m	Fastest Section (Time)	400 - 200	200 - Finish						
1	3	Mostert	2:23.49	0:27.21	56.6 (1980 - 1800)	0:28.10 [3]	0:13.87 [3]						
	(3)	C J Dalgety		0:42.55	200-0 (0:13.87)	(0:14.23)	(0:13.87)						
2	2	Taumutu Lad	2:23.96	0:27.65	55.4 (1980 - 1800)	0:28.23 [5]	0:14.04 [4]						
	(2)	S E O'Reilly	2.7L (-2)	0:42.71	200-0 (0:14.04)	(0:14.19)	(0:14.04)						
3	8	Beachbreak	2:24.11	0:27.78	55.1 (1980 - 1800)	0:29.02 [1]	0:14.59 [1]						
	(8)	T M Williams	3.5L (+17)	0:43.52	800-600 (0:14.06)	(0:14.43)	(0:14.59)						
4	4	Henry Winkler	2:24.18	0:28.38	53.2 (1980 - 1800)	0:28.39 [7]	0:14.12 [6]						
	(4)	S J Ottley	3.9L (+20)	0:43.00	800-600 (0:13.98)	(0:14.27)	(0:14.12)						
5	10	Biggles	2:24.23	0:28.73	53.8 (1980 - 1800)	0:28.70 [4]	0:14.24 [5]						
	(10)	R T May	4.2L (+18)	0:43.29	800-600 (0:14.03)	(0:14.46)	(0:14.24)						
6	5	Commander Joe	2:24.25	0:28.01	54.8 (1980 - 1800)	0:28.18 [8]	0:13.82 [7]						
	(5)	H V Douglas	4.3L (+15)	0:42.98	200-0 (0:13.82)	(0:14.36)	(0:13.82)						
7	6	Bettor Than Lizzy	2:24.39	0:26.92	56.6 (1980 - 1800)	0:29.28 [2]	0:14.81 [2]						
	(6)	J W Cox	5.2L (+0)	0:43.73	1800-1600 (0:14.27)	(0:14.47)	(0:14.81)						
8	9	Kowhai Nugget	2:24.80	0:29.32	53.6 (1980 - 1800)	0:28.68 [10]	0:14.24 [8]						
	(9)	B T Hope	7.5L (+14)	0:43.33	800-600 (0:14.17)	(0:14.44)	(0:14.24)						
9	7	The Bettor Major	2:25.90	0:28.09	54.5 (1980 - 1800)	0:30.12 [6]	0:15.31 [9]						
	(7)	S J Tomlinson	13.8L (+18)	0:44.93	1400-1200 (0:14.48)	(0:14.82)	(0:15.31)						
10	1	Verducci	2:26.11	0:27.96	53.9 (1980 - 1800)	0:30.02 [9]	0:15.50 [10]						
	(1)	J J A Young-Grant	15.0L (-6)	0:44.51	600-400 (0:14.49)	(0:14.52)	(0:15.50)						

Report Created: Fri 29 May 2026

(Note: Races are conducted over an approximate distance as close as possible to the advertised distance, and recorded data may vary accordingly. Official times refer to race times only and do not include handicap times.)

[ ] Position in running at each section and finish    TAB#    Saddle cloth number

Fastest split

-:-:- No data available at this section

BAR#    Barrier/Gate Position

Fastest section

NA    No data available

DNF    Did not finish

DNT    Did not track

DT-W    Distance travelled compared to winner in metres

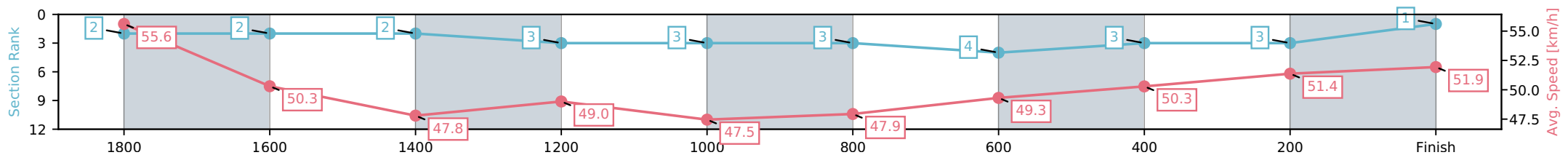
Horse/Jockey Name	Mostert/C J Dalgety
Finish Rank	1
Fastest Section Time (Section)	0:13.87 (200-0)
Top Speed [km/h] (Section)	56.6 (1980 - 1800)
Race State	Finished



NZ Metropolitan Trotting Club Inc Harness  
 Race 8: CONTINENTAL EVENT HIRE MOBILE PACE - 1980m  
 29 May 2026 - 8:39PM  
 Weather: Cloudy



Section	L1980	L1800	L1600	L1400	L1200	L1000	L800	L600	L400	L200
Section Times	2:23.49 (0:11.16)	2:12.33 [2] (0:14.53)	1:57.80 [2] (0:15.32)	1:42.47 [2] (0:14.69)	1:27.78 [3] (0:15.44)	1:12.34 [3] (0:15.20)	0:57.15 [3] (0:14.60)	0:42.55 [4] (0:14.45)	0:28.10 [3] (0:14.23)	0:13.87 [3] (0:13.87)
Average Speed [km/h]	55.6	50.3	47.8	49.0	47.5	47.9	49.3	50.3	51.4	51.9
Top Speed [km/h]	56.6	53.5	48.9	50.1	48.3	48.4	50.1	50.6	54.0	54.0
Avg. Dist. to Rail [m]	5.4	2.4	2.3	4.8	2.3	1.6	1.5	1.4	2.8	7.1



[ ] Ranking at each section and finish  
 -:-:- No data available at this section  
 NA No data available

Horse/Jockey Name	Taumutu Lad/S E O'Reilly
Finish Rank	2
Fastest Section Time (Section)	0:14.04 (200-0)
Top Speed [km/h] (Section)	55.4 (1980 - 1800)
Race State	Finished



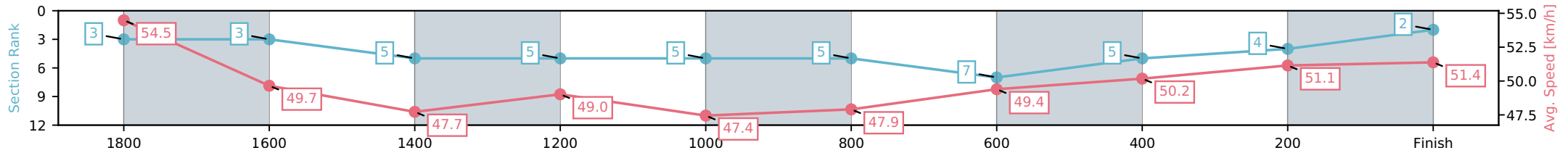
NZ Metropolitan Trotting Club Inc Harness  
 Race 8: CONTINENTAL EVENT HIRE MOBILE PACE - 1980m



29 May 2026 - 8:39PM

Weather: Cloudy

Section	L1980	L1800	L1600	L1400	L1200	L1000	L800	L600	L400	L200
Section Times	2:23.96 (0:11.45)	2:12.51 [3] (0:14.68)	1:57.83 [3] (0:15.27)	1:42.56 [5] (0:14.68)	1:27.87 [5] (0:15.40)	1:12.47 [5] (0:15.18)	0:57.28 [5] (0:14.58)	0:42.71 [7] (0:14.48)	0:28.23 [5] (0:14.19)	0:14.04 [4] (0:14.04)
Average Speed [km/h]	54.5	49.7	47.7	49.0	47.4	47.9	49.4	50.2	51.1	51.4
Top Speed [km/h]	55.4	52.8	48.4	50.7	48.5	49.0	50.0	50.6	52.1	52.3
Avg. Dist. to Rail [m]	3.6	1.9	1.8	4.3	1.9	1.5	1.3	1.4	1.5	2.6



- [ ] Ranking at each section and finish
- :-:- No data available at this section
- NA No data available

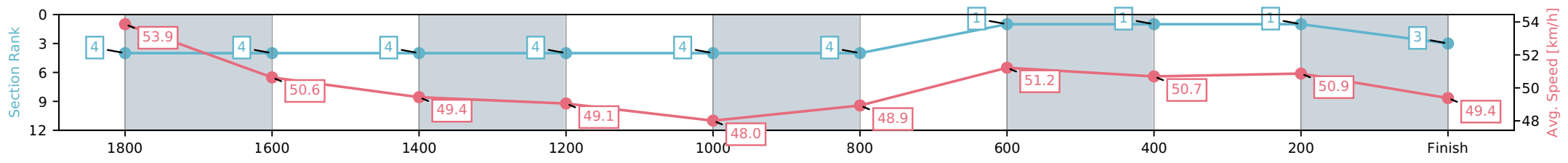
Horse/Jockey Name	Beachbreak/T M Williams
Finish Rank	3
Fastest Section Time (Section)	0:14.06 (800-600)
Top Speed [km/h] (Section)	55.1 (1980 - 1800)
Race State	Finished



NZ Metropolitan Trotting Club Inc Harness  
 Race 8: CONTINENTAL EVENT HIRE MOBILE PACE - 1980m  
 29 May 2026 - 8:39PM  
 Weather: Cloudy



Section	L1980	L1800	L1600	L1400	L1200	L1000	L800	L600	L400	L200
Section Times	2:24.11 (0:11.56)	2:12.56 [4] (0:14.72)	1:57.84 [4] (0:15.02)	1:42.81 [4] (0:14.68)	1:28.14 [4] (0:15.50)	1:12.64 [4] (0:15.06)	0:57.58 [4] (0:14.06)	0:43.52 [1] (0:14.50)	0:29.02 [1] (0:14.43)	0:14.59 [1] (0:14.59)
Average Speed [km/h]	53.9	50.6	49.4	49.1	48.0	48.9	51.2	50.7	50.9	49.4
Top Speed [km/h]	55.1	52.5	50.3	49.7	49.0	51.4	52.1	51.3	51.3	51.0
Avg. Dist. to Rail [m]	12.3	5.6	4.1	6.6	4.1	3.5	4.1	3.0	3.0	5.5



[ ] Ranking at each section and finish  
 -:-:- No data available at this section  
 NA No data available

Horse/Jockey Name	Henry Winkler/S J Ottley
Finish Rank	4
Fastest Section Time (Section)	0:13.98 (800-600)
Top Speed [km/h] (Section)	53.2 (1980 - 1800)
Race State	Finished



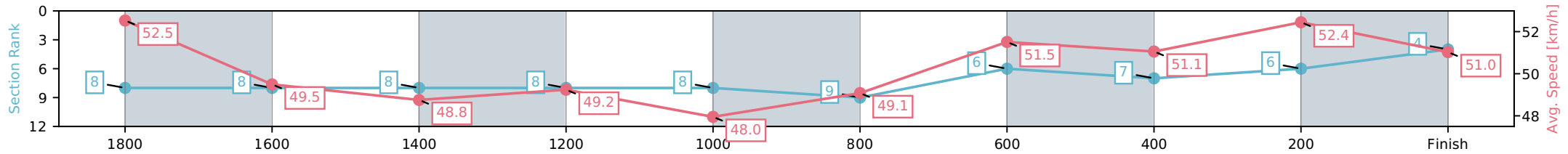
NZ Metropolitan Trotting Club Inc Harness  
 Race 8: CONTINENTAL EVENT HIRE MOBILE PACE - 1980m



29 May 2026 - 8:39PM

Weather: Cloudy

Section	L1980	L1800	L1600	L1400	L1200	L1000	L800	L600	L400	L200
Section Times	2:24.18 (0:11.93)	2:12.25 [8] (0:14.92)	1:57.33 [8] (0:15.18)	1:42.16 [8] (0:14.63)	1:27.53 [8] (0:15.50)	1:12.02 [8] (0:15.04)	0:56.98 [9] (0:13.98)	0:43.00 [6] (0:14.61)	0:28.39 [7] (0:14.27)	0:14.12 [6] (0:14.12)
Average Speed [km/h]	52.5	49.5	48.8	49.2	48.0	49.1	51.5	51.1	52.4	51.0
Top Speed [km/h]	53.2	51.1	49.5	49.8	48.9	50.3	52.5	52.3	52.8	52.8
Avg. Dist. to Rail [m]	5.9	3.8	3.8	6.8	4.1	3.6	4.7	4.9	6.1	9.7



- [ ] Ranking at each section and finish
- :-:- No data available at this section
- NA No data available

Horse/Jockey Name	Biggles/R T May
Finish Rank	5
Fastest Section Time (Section)	0:14.03 (800-600)
Top Speed [km/h] (Section)	53.8 (1980 - 1800)
Race State	Finished



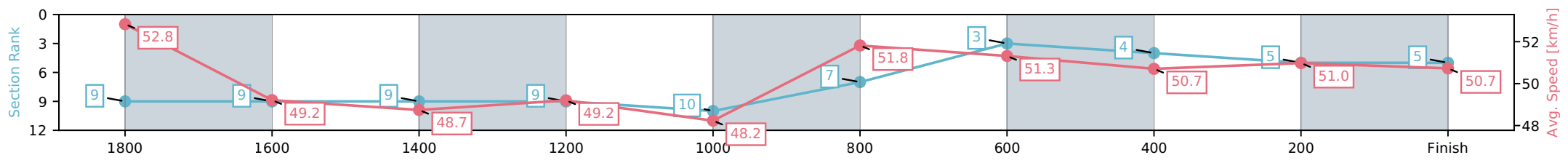
NZ Metropolitan Trotting Club Inc Harness  
 Race 8: CONTINENTAL EVENT HIRE MOBILE PACE - 1980m



29 May 2026 - 8:39PM

Weather: Cloudy

Section	L1980	L1800	L1600	L1400	L1200	L1000	L800	L600	L400	L200
Section Times	2:24.23 (0:12.26)	2:11.98 [9] (0:14.92)	1:57.06 [9] (0:15.10)	1:41.96 [9] (0:14.64)	1:27.32 [9] (0:15.53)	1:11.80 [10] (0:14.48)	0:57.32 [7] (0:14.03)	0:43.29 [3] (0:14.59)	0:28.70 [4] (0:14.46)	0:14.24 [5] (0:14.24)
Average Speed [km/h]	52.8	49.2	48.7	49.2	48.2	51.8	51.3	50.7	51.0	50.7
Top Speed [km/h]	53.8	50.8	49.3	50.0	50.9	53.4	52.2	51.4	51.5	51.6
Avg. Dist. to Rail [m]	4.0	3.3	3.1	6.6	4.9	5.6	4.7	3.9	3.9	7.3



- [ ] Ranking at each section and finish
- :-:- No data available at this section
- NA No data available

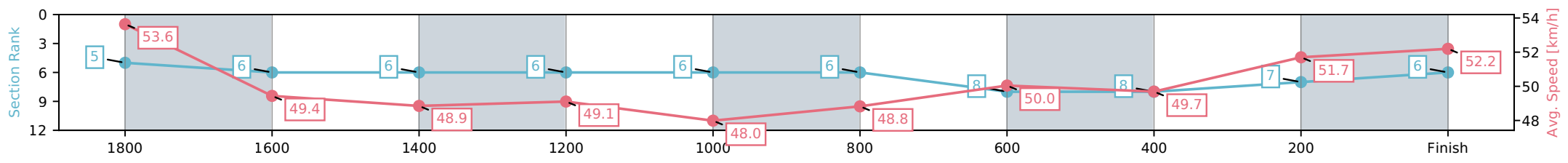
Horse/Jockey Name	Commander Joe/H V Douglas
Finish Rank	6
Fastest Section Time (Section)	0:13.82 (200-0)
Top Speed [km/h] (Section)	54.8 (1980 - 1800)
Race State	Finished



NZ Metropolitan Trotting Club Inc Harness  
 Race 8: CONTINENTAL EVENT HIRE MOBILE PACE - 1980m  
 29 May 2026 - 8:39PM  
 Weather: Cloudy



Section	L1980	L1800	L1600	L1400	L1200	L1000	L800	L600	L400	L200
Section Times	2:24.25 (0:11.58)	2:12.67 [5] (0:14.90)	1:57.77 [6] (0:15.14)	1:42.63 [6] (0:14.66)	1:27.97 [6] (0:15.51)	1:12.46 [6] (0:15.09)	0:57.37 [6] (0:14.39)	0:42.98 [8] (0:14.80)	0:28.18 [8] (0:14.36)	0:13.82 [7] (0:13.82)
Average Speed [km/h]	53.6	49.4	48.9	49.1	48.0	48.8	50.0	49.7	51.7	52.2
Top Speed [km/h]	54.8	51.2	49.6	49.6	49.0	50.3	50.6	50.0	52.3	52.5
Avg. Dist. to Rail [m]	7.3	3.5	3.7	6.6	4.1	3.3	3.1	3.0	5.2	11.8



[ ] Ranking at each section and finish  
 -:-:- No data available at this section  
 NA No data available

Horse/Jockey Name	Bettor Than Lizzy/J W Cox
Finish Rank	7
Fastest Section Time (Section)	0:14.27 (1800-1600)
Top Speed [km/h] (Section)	56.6 (1980 - 1800)
Race State	Finished



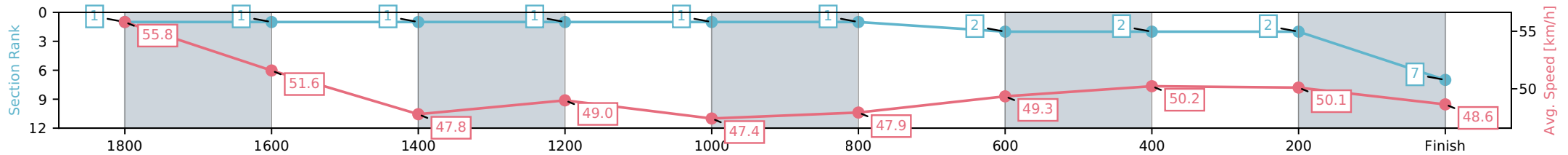
NZ Metropolitan Trotting Club Inc Harness  
 Race 8: CONTINENTAL EVENT HIRE MOBILE PACE - 1980m



29 May 2026 - 8:39PM

Weather: Cloudy

Section	L1980	L1800	L1600	L1400	L1200	L1000	L800	L600	L400	L200
Section Times	2:24.39 (0:11.12)	2:13.27 [1] (0:14.27)	1:59.00 [1] (0:15.34)	1:43.66 [1] (0:14.71)	1:28.95 [1] (0:15.45)	1:13.50 [1] (0:15.18)	0:58.32 [1] (0:14.59)	0:43.73 [2] (0:14.45)	0:29.28 [2] (0:14.47)	0:14.81 [2] (0:14.81)
Average Speed [km/h]	55.8	51.6	47.8	49.0	47.4	47.9	49.3	50.2	50.1	48.6
Top Speed [km/h]	56.6	54.5	48.8	49.7	47.9	48.6	50.2	50.5	50.3	50.0
Avg. Dist. to Rail [m]	9.9	4.1	2.4	4.9	2.3	1.6	1.5	1.3	1.4	4.0



- [ ] Ranking at each section and finish
- :-:- No data available at this section
- NA No data available

Horse/Jockey Name	Kowhai Nugget/B T Hope
Finish Rank	8
Fastest Section Time (Section)	0:14.17 (800-600)
Top Speed [km/h] (Section)	53.6 (1980 - 1800)
Race State	Finished



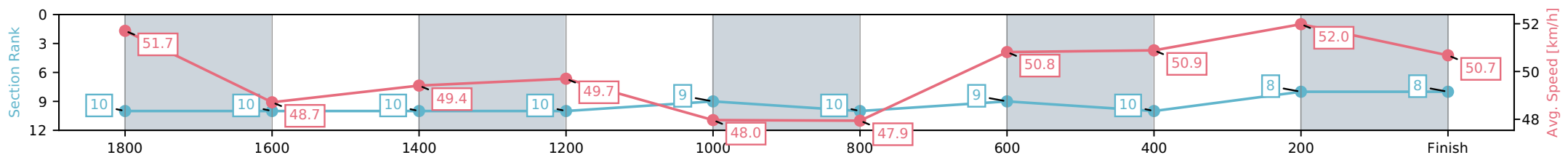
NZ Metropolitan Trotting Club Inc Harness  
 Race 8: CONTINENTAL EVENT HIRE MOBILE PACE - 1980m



29 May 2026 - 8:39PM

Weather: Cloudy

Section	L1980	L1800	L1600	L1400	L1200	L1000	L800	L600	L400	L200
Section Times	2:24.80 (0:12.35)	2:12.45 [10] (0:15.20)	1:57.25 [10] (0:14.92)	1:42.33 [10] (0:14.49)	1:27.84 [10] (0:15.22)	1:12.62 [9] (0:15.12)	0:57.50 [10] (0:14.17)	0:43.32 [9] (0:14.65)	0:28.68 [10] (0:14.44)	0:14.24 [8] (0:14.24)
Average Speed [km/h]	51.7	48.7	49.4	49.7	48.0	47.9	50.8	50.9	52.0	50.7
Top Speed [km/h]	53.6	49.5	50.4	50.3	49.0	49.0	51.2	51.3	52.2	52.0
Avg. Dist. to Rail [m]	12.8	4.8	3.0	4.1	1.7	1.2	3.6	4.8	6.8	12.9



[ ] Ranking at each section and finish  
 -:-:- No data available at this section  
 NA No data available

Horse/Jockey Name	The Bettor Major/S J Tomlinson
Finish Rank	9
Fastest Section Time (Section)	0:14.48 (1400-1200)
Top Speed [km/h] (Section)	54.5 (1980 - 1800)
Race State	Finished



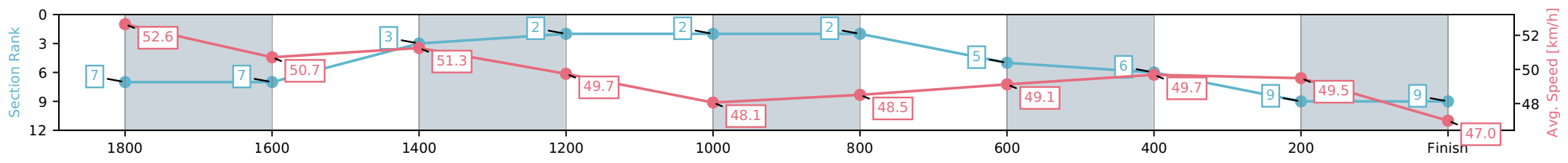
NZ Metropolitan Trotting Club Inc Harness  
 Race 8: CONTINENTAL EVENT HIRE MOBILE PACE - 1980m



29 May 2026 - 8:39PM

Weather: Cloudy

Section	L1980	L1800	L1600	L1400	L1200	L1000	L800	L600	L400	L200
Section Times	2:25.90 (0:11.84)	2:14.06 [7] (0:14.74)	1:59.32 [7] (0:14.62)	1:44.71 [3] (0:14.48)	1:30.23 [2] (0:15.47)	1:14.76 [2] (0:15.18)	0:59.58 [2] (0:14.66)	0:44.92 [5] (0:14.80)	0:30.12 [6] (0:14.82)	0:15.31 [9] (0:15.31)
Average Speed [km/h]	52.6	50.7	51.3	49.7	48.1	48.5	49.1	49.7	49.5	47.0
Top Speed [km/h]	54.5	51.4	51.8	51.4	48.6	49.2	49.9	49.9	49.8	49.6
Avg. Dist. to Rail [m]	10.7	6.0	5.4	7.3	4.0	3.1	3.2	3.0	2.9	5.3



[ ] Ranking at each section and finish  
 -:-:- No data available at this section  
 NA No data available

Horse/Jockey Name	Verducci/J J A Young-Grant
Finish Rank	10
Fastest Section Time (Section)	0:14.49 (600-400)
Top Speed [km/h] (Section)	53.9 (1980 - 1800)
Race State	Finished



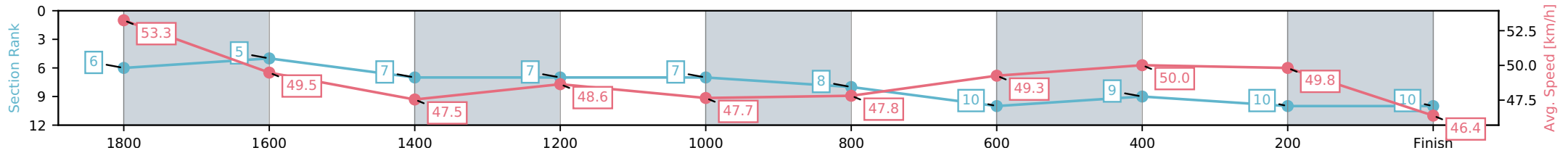
NZ Metropolitan Trotting Club Inc Harness  
 Race 8: CONTINENTAL EVENT HIRE MOBILE PACE - 1980m



29 May 2026 - 8:39PM

Weather: Cloudy

Section	L1980	L1800	L1600	L1400	L1200	L1000	L800	L600	L400	L200
Section Times	2:26.11 (0:11.76)	2:14.36 [6] (0:14.68)	1:59.68 [5] (0:15.29)	1:44.39 [7] (0:14.80)	1:29.58 [7] (0:15.30)	1:14.28 [7] (0:15.15)	0:59.13 [8] (0:14.62)	0:44.51 [10] (0:14.49)	0:30.02 [9] (0:14.52)	0:15.50 [10] (0:15.50)
Average Speed [km/h]	53.3	49.5	47.5	48.6	47.7	47.8	49.3	50.0	49.8	46.4
Top Speed [km/h]	53.9	51.9	48.4	49.3	48.5	48.8	49.6	50.2	50.1	49.3
Avg. Dist. to Rail [m]	2.2	1.5	1.5	4.0	1.6	1.1	1.3	1.2	1.0	2.9



- [ ] Ranking at each section and finish
- :-:- No data available at this section
- NA No data available