



NZ Metropolitan Trotting Club Inc Harness
 Race 1: IRT. YOUR HORSE. OUR PASSION. MOBILE PACE - 1980m
 05 June 2026 - 5:03PM



Weather: Fine

Field Times (Race Tempo) 2:23.65 (0:11.16) 2:12.49 (0:14.07) 1:58.42 (0:14.68) 1:43.74 (0:13.92) 1:29.82 (0:15.19) 1:14.62 (0:15.19) 0:59.44 (0:15.10) 0:44.34 (0:14.93)

Rank	TAB#	Horse	Overall Time	First 400m	Top Speed km/h (Section)	L1980	L1800	L1600	L1400	L1200	L1000	L800	L600
	(BAR#)	Driver	Margin (DT-W)	Last 600m	Fastest Section (Time)	Start - 1800	1800 - 1600	1600 - 1400	1400 - 1200	1200 - 1000	1000 - 800	800 - 600	600 - 400
1	5	Seaside Brucie	2:23.65	0:27.26	56.8 (1980 - 1800)	2:23.65	2:12.49 [1]	1:58.42 [1]	1:43.74 [1]	1:29.82 [1]	1:14.62 [1]	0:59.44 [1]	0:44.34 [1]
	(5)	S J Ottley		0:44.34	1400-1200 (0:13.92)	(0:11.16)	(0:14.07)	(0:14.68)	(0:13.92)	(0:15.19)	(0:15.19)	(0:15.10)	(0:14.93)
2	2	B B Crunch	2:23.73	0:28.02	52.5 (1400-1200)	2:23.73	2:11.53 [6]	1:57.56 [5]	1:43.11 [5]	1:29.11 [5]	1:14.07 [5]	0:58.88 [5]	0:43.78 [6]
	(2)	S J Thornley	1.2L (+0)	0:43.77	1800-1600 (0:13.97)	(0:12.20)	(0:13.97)	(0:14.45)	(0:14.00)	(0:15.04)	(0:15.18)	(0:15.11)	(0:14.85)
3	9	Taumutu Lad	2:24.03	0:30.12	54.7 (400-200)	2:24.03	2:11.36 [9]	1:55.85 [10]	1:41.67 [10]	1:28.00 [10]	1:13.19 [10]	0:58.04 [10]	0:43.34 [10]
	(9)	S E O'Reilly	2.1L (+28)	0:43.34	1400-1200 (0:13.68)	(0:12.67)	(0:15.51)	(0:14.18)	(0:13.68)	(0:14.81)	(0:15.15)	(0:14.70)	(0:15.07)
4	1	Logan Rock	2:24.52	0:27.39	53.7 (1980 - 1800)	2:24.52	2:12.76 [4]	1:58.96 [3]	1:44.43 [2]	1:30.29 [3]	1:15.23 [3]	0:59.94 [3]	0:44.81 [3]
	(1)	R D Close	5.0L (-7)	0:44.80	1800-1600 (0:13.80)	(0:11.76)	(0:13.80)	(0:14.53)	(0:14.14)	(0:15.06)	(0:15.29)	(0:15.13)	(0:14.75)
5	3	Artful Bromac	2:24.82	0:29.17	52.8 (1400-1200)	2:24.82	2:12.06 [10]	1:57.46 [8]	1:43.10 [8]	1:29.32 [8]	1:14.30 [9]	0:59.16 [9]	0:44.49 [8]
	(3)	W J House	6.6L (+26)	0:44.49	1400-1200 (0:13.79)	(0:12.76)	(0:14.61)	(0:14.35)	(0:13.79)	(0:15.01)	(0:15.15)	(0:14.67)	(0:15.11)
6	6	Betterwithbling	2:25.11	0:28.66	53.3 (1400-1200)	2:25.11	2:13.04 [5]	1:58.41 [6]	1:44.07 [6]	1:30.33 [6]	1:15.24 [6]	1:00.04 [6]	0:45.12 [7]
	(6)	T P Borcoskie	8.3L (+20)	0:45.13	1400-1200 (0:13.74)	(0:12.07)	(0:14.63)	(0:14.34)	(0:13.74)	(0:15.09)	(0:15.20)	(0:14.92)	(0:15.35)
7	8	Franco Chaplin	2:25.25	0:29.58	52.8 (1980 - 1800)	2:25.25	2:12.85 [7]	1:57.56 [9]	1:43.36 [9]	1:29.26 [9]	1:14.74 [8]	0:59.81 [8]	0:44.91 [9]
	(8)	Craig D Thornley	9.1L (+0)	0:44.92	1400-1200 (0:14.11)	(0:12.40)	(0:15.29)	(0:14.19)	(0:14.11)	(0:14.51)	(0:14.94)	(0:14.90)	(0:14.92)
8	7	Deal Breaker	2:26.24	0:27.40	56.2 (1980 - 1800)	2:26.24	2:14.97 [2]	2:00.82 [2]	1:46.11 [3]	1:32.12 [2]	1:16.98 [2]	1:01.78 [2]	0:46.77 [2]
	(7)	John R Dunn	14.8L (+18)	0:46.77	1400-1200 (0:13.99)	(0:11.27)	(0:14.14)	(0:14.71)	(0:13.99)	(0:15.14)	(0:15.20)	(0:15.01)	(0:15.54)
9	4	Treasure Cove	2:46.33	0:27.93	53.7 (1400-1200)	2:46.33	2:34.62 [3]	2:20.37 [4]	2:05.82 [4]	1:51.89 [4]	1:36.76 [4]	1:21.56 [4]	1:06.55 [4]
	(4)	T M Williams	129.6L (+36)	1:06.55	1400-1200 (0:13.93)	(0:11.71)	(0:14.25)	(0:14.56)	(0:13.93)	(0:15.13)	(0:15.20)	(0:15.02)	(0:24.08)
10	10	Franco Lomu	2:47.08	0:28.63	53.9 (800-600)	2:47.08	2:34.61 [8]	2:20.00 [7]	2:05.67 [7]	1:51.95 [7]	1:36.85 [7]	1:21.71 [7]	1:07.24 [5]
	(10)	B N Orange	133.9L (+41)	1:07.24	1400-1200 (0:13.72)	(0:12.47)	(0:14.61)	(0:14.33)	(0:13.72)	(0:15.10)	(0:15.14)	(0:14.47)	(0:24.53)

Report Created: Fri 05 June 2026

(Note: Races are conducted over an approximate distance as close as possible to the advertised distance, and recorded data may vary accordingly. Official times refer to race times only and do not include handicap times.)

[] Position in running at each section and finish TAB# Saddle cloth number

:-:-- No data available at this section

NA No data available

DNT Did not track

BAR# Barrier/Gate Position

DNF Did not finish

DT-W Distance travelled compared to winner in metres

Fastest split

Fastest section



NZ Metropolitan Trotting Club Inc Harness
 Race 1: IRT. YOUR HORSE. OUR PASSION. MOBILE PACE - 1980m
 05 June 2026 - 5:03PM



Weather: Fine

Field Times 0:29.41 0:14.85
 (Race Tempo) (0:14.56) (0:14.85)

Rank	TAB#	Horse	Overall Time	First 400m	Top Speed km/h (Section)	L400	L200						
	(BAR#)	Driver	Margin (DT-W)	Last 600m	Fastest Section (Time)	400 - 200	200 - Finish						
1	5	Seaside Bruce	2:23.65	0:27.26	56.8 (1980 - 1800)	0:29.41 [1]	0:14.85 [1]						
	(5)	S J Ottley		0:44.34	1400-1200 (0:13.92)	(0:14.56)	(0:14.85)						
2	2	B B Crunch	2:23.73	0:28.02	52.5 (1400-1200)	0:28.92 [3]	0:14.51 [2]						
	(2)	S J Thornley	1.2L (+0)	0:43.77	1800-1600 (0:13.97)	(0:14.41)	(0:14.51)						
3	9	Taumutu Lad	2:24.03	0:30.12	54.7 (400-200)	0:28.27 [8]	0:14.05 [4]						
	(9)	S E O'Reilly	2.1L (+28)	0:43.34	1400-1200 (0:13.68)	(0:14.22)	(0:14.05)						
4	1	Logan Rock	2:24.52	0:27.39	53.7 (1980 - 1800)	0:30.06 [2]	0:15.23 [3]						
	(1)	R D Close	5.0L (-7)	0:44.80	1800-1600 (0:13.80)	(0:14.82)	(0:15.23)						
5	3	Artful Bromac	2:24.82	0:29.17	52.8 (1400-1200)	0:29.38 [7]	0:14.48 [7]						
	(3)	W J House	6.6L (+26)	0:44.49	1400-1200 (0:13.79)	(0:14.90)	(0:14.48)						
6	6	Betterwithbling	2:25.11	0:28.66	53.3 (1400-1200)	0:29.77 [6]	0:14.53 [8]						
	(6)	T P Borcoskie	8.3L (+20)	0:45.13	1400-1200 (0:13.74)	(0:15.25)	(0:14.53)						
7	8	Franco Chaplin	2:25.25	0:29.58	52.8 (1980 - 1800)	0:29.99 [5]	0:15.23 [5]						
	(8)	Craig D Thornley	9.1L (+0)	0:44.92	1400-1200 (0:14.11)	(0:14.77)	(0:15.23)						
8	7	Deal Breaker	2:26.24	0:27.40	56.2 (1980 - 1800)	0:31.23 [4]	0:15.90 [6]						
	(7)	John R Dunn	14.8L (+18)	0:46.77	1400-1200 (0:13.99)	(0:15.33)	(0:15.90)						
9	4	Treasure Cove	2:46.33	0:27.93	53.7 (1400-1200)	0:42.47 [9]	0:20.63 [9]						
	(4)	T M Williams	129.6L (+36)	1:06.55	1400-1200 (0:13.93)	(0:21.84)	(0:20.63)						
10	10	Franco Lomu	2:47.08	0:28.63	53.9 (800-600)	0:42.71 [10]	0:21.26 [10]						
	(10)	B N Orange	133.9L (+41)	1:07.24	1400-1200 (0:13.72)	(0:21.45)	(0:21.26)						

Report Created: Fri 05 June 2026

(Note: Races are conducted over an approximate distance as close as possible to the advertised distance, and recorded data may vary accordingly. Official times refer to race times only and do not include handicap times.)

[] Position in running at each section and finish TAB# Saddle cloth number

:-:-- No data available at this section

NA No data available

DNT Did not track

BAR# Barrier/Gate Position

DNF Did not finish

DT-W Distance travelled compared to winner in metres

Fastest split

Fastest section

Horse/Jockey Name	Seaside Brucie/S J Ottley
Finish Rank	1
Fastest Section Time (Section)	0:13.92 (1400-1200)
Top Speed [km/h] (Section)	56.8 (1980 - 1800)
Race State	Finished



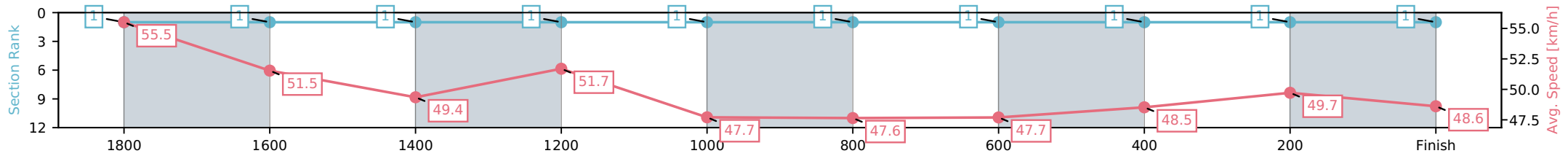
NZ Metropolitan Trotting Club Inc Harness
 Race 1: IRT. YOUR HORSE. OUR PASSION. MOBILE PACE - 1980m



05 June 2026 - 5:03PM

Weather: Fine

Section	L1980	L1800	L1600	L1400	L1200	L1000	L800	L600	L400	L200
Section Times	2:23.65 (0:11.16)	2:12.49 [1] (0:14.07)	1:58.42 [1] (0:14.68)	1:43.74 [1] (0:13.92)	1:29.82 [1] (0:15.19)	1:14.62 [1] (0:15.19)	0:59.44 [1] (0:15.10)	0:44.34 [1] (0:14.93)	0:29.41 [1] (0:14.56)	0:14.85 [1] (0:14.85)
Average Speed [km/h]	55.5	51.5	49.4	51.7	47.7	47.6	47.7	48.5	49.7	48.6
Top Speed [km/h]	56.8	53.3	50.3	53.1	49.1	48.7	48.3	48.9	50.8	50.8
Avg. Dist. to Rail [m]	5.1	1.3	1.0	2.6	0.9	0.9	1.0	1.0	1.2	3.4



- [] Ranking at each section and finish
- :-:- No data available at this section
- NA No data available

Horse/Jockey Name	B B Crunch/S J Thornley
Finish Rank	2
Fastest Section Time (Section)	0:13.97 (1800-1600)
Top Speed [km/h] (Section)	52.5 (1400-1200)
Race State	Finished



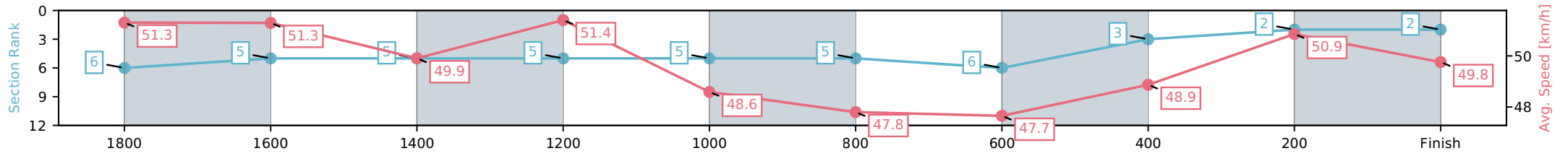
NZ Metropolitan Trotting Club Inc Harness
 Race 1: IRT. YOUR HORSE. OUR PASSION. MOBILE PACE - 1980m



05 June 2026 - 5:03PM

Weather: Fine

Section	L1980	L1800	L1600	L1400	L1200	L1000	L800	L600	L400	L200
Section Times	2:23.73 (0:12.20)	2:11.53 [6] (0:13.97)	1:57.56 [5] (0:14.45)	1:43.11 [5] (0:14.00)	1:29.11 [5] (0:15.04)	1:14.07 [5] (0:15.18)	0:58.88 [5] (0:15.11)	0:43.78 [6] (0:14.85)	0:28.92 [3] (0:14.41)	0:14.51 [2] (0:14.51)
Average Speed [km/h]	51.3	51.3	49.9	51.4	48.6	47.8	47.7	48.9	50.9	49.8
Top Speed [km/h]	52.5	51.9	50.7	52.5	50.4	48.8	48.6	50.1	51.4	51.7
Avg. Dist. to Rail [m]	3.1	1.0	1.0	3.5	1.9	1.2	1.2	1.3	3.0	5.8



[] Ranking at each section and finish
 -:-:- No data available at this section
 NA No data available

Horse/Jockey Name	Taumutu Lad/S E O'Reilly
Finish Rank	3
Fastest Section Time (Section)	0:13.68 (1400-1200)
Top Speed [km/h] (Section)	54.7 (400-200)
Race State	Finished



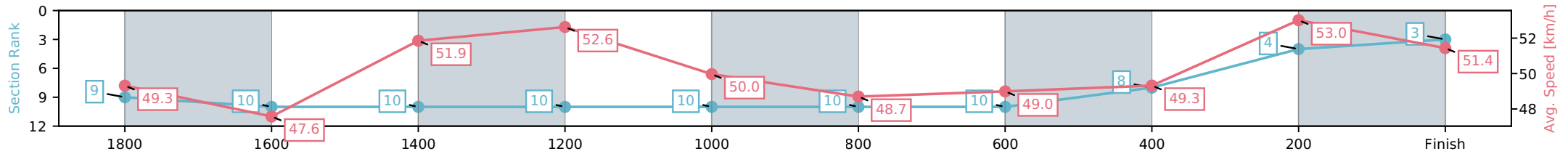
NZ Metropolitan Trotting Club Inc Harness
 Race 1: IRT. YOUR HORSE. OUR PASSION. MOBILE PACE - 1980m



05 June 2026 - 5:03PM

Weather: Fine

Section	L1980	L1800	L1600	L1400	L1200	L1000	L800	L600	L400	L200
Section Times	2:24.03 (0:12.67)	2:11.36 [9] (0:15.51)	1:55.85 [10] (0:14.18)	1:41.67 [10] (0:13.68)	1:28.00 [10] (0:14.81)	1:13.19 [10] (0:15.15)	0:58.04 [10] (0:14.70)	0:43.34 [10] (0:15.07)	0:28.27 [8] (0:14.22)	0:14.05 [4] (0:14.05)
Average Speed [km/h]	49.3	47.6	51.9	52.6	50.0	48.7	49.0	49.3	53.0	51.4
Top Speed [km/h]	52.9	49.8	52.9	53.3	52.7	50.4	50.2	50.8	54.7	54.0
Avg. Dist. to Rail [m]	13.0	4.6	2.8	5.1	3.4	3.4	4.3	4.4	6.9	8.1



- [] Ranking at each section and finish
- :-:- No data available at this section
- NA No data available

Horse/Jockey Name	Logan Rock/R D Close
Finish Rank	4
Fastest Section Time (Section)	0:13.80 (1800-1600)
Top Speed [km/h] (Section)	53.7 (1980 - 1800)
Race State	Finished



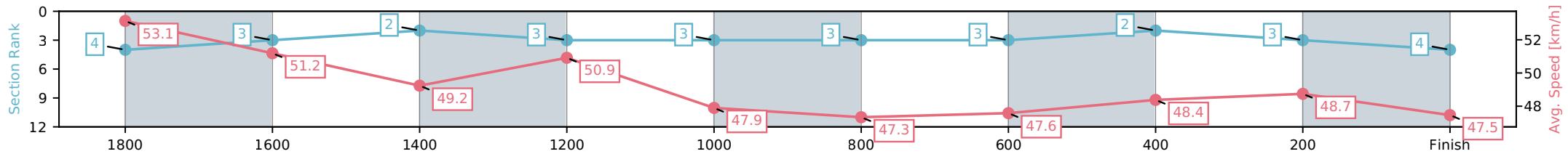
NZ Metropolitan Trotting Club Inc Harness
 Race 1: IRT. YOUR HORSE. OUR PASSION. MOBILE PACE - 1980m



05 June 2026 - 5:03PM

Weather: Fine

Section	L1980	L1800	L1600	L1400	L1200	L1000	L800	L600	L400	L200
Section Times	2:24.52 (0:11.76)	2:12.76 [4] (0:13.80)	1:58.96 [3] (0:14.53)	1:44.43 [2] (0:14.14)	1:30.29 [3] (0:15.06)	1:15.23 [3] (0:15.29)	0:59.94 [3] (0:15.13)	0:44.81 [3] (0:14.75)	0:30.06 [2] (0:14.82)	0:15.23 [3] (0:15.23)
Average Speed [km/h]	53.1	51.2	49.2	50.9	47.9	47.3	47.6	48.4	48.7	47.5
Top Speed [km/h]	53.7	52.8	50.5	51.7	49.9	48.4	48.3	48.7	49.2	49.1
Avg. Dist. to Rail [m]	0.2	2.0	1.4	2.4	0.4	0.8	0.3	0.9	1.1	2.3



- [] Ranking at each section and finish
- :-:- No data available at this section
- NA No data available

Horse/Jockey Name	Artful Bromac/W J House
Finish Rank	5
Fastest Section Time (Section)	0:13.79 (1400-1200)
Top Speed [km/h] (Section)	52.8 (1400-1200)
Race State	Finished



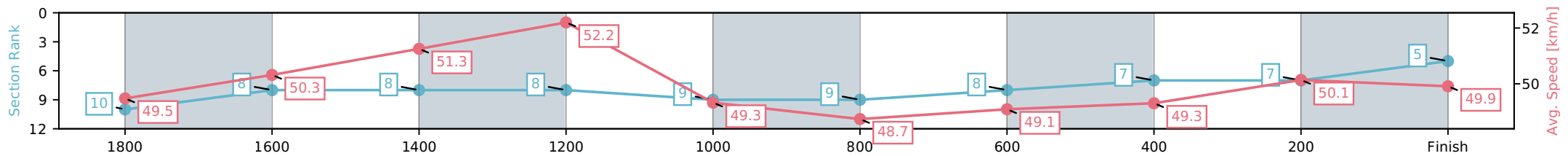
NZ Metropolitan Trotting Club Inc Harness
 Race 1: IRT. YOUR HORSE. OUR PASSION. MOBILE PACE - 1980m



05 June 2026 - 5:03PM

Weather: Fine

Section	L1980	L1800	L1600	L1400	L1200	L1000	L800	L600	L400	L200
Section Times	2:24.82 (0:12.76)	2:12.06 [10] (0:14.61)	1:57.46 [8] (0:14.35)	1:43.10 [8] (0:13.79)	1:29.32 [8] (0:15.01)	1:14.30 [9] (0:15.15)	0:59.16 [9] (0:14.67)	0:44.49 [8] (0:15.11)	0:29.38 [7] (0:14.90)	0:14.48 [7] (0:14.48)
Average Speed [km/h]	49.5	50.3	51.3	52.2	49.3	48.7	49.1	49.3	50.1	49.9
Top Speed [km/h]	50.8	51.1	52.2	52.8	52.1	50.5	50.0	50.1	51.2	51.5
Avg. Dist. to Rail [m]	5.0	3.4	2.9	5.5	3.4	3.5	4.0	4.5	5.4	7.0



- [] Ranking at each section and finish
- :-:- No data available at this section
- NA No data available

Horse/Jockey Name	Betterwithbling/T P Borcoskie
Finish Rank	6
Fastest Section Time (Section)	0:13.74 (1400-1200)
Top Speed [km/h] (Section)	53.3 (1400-1200)
Race State	Finished



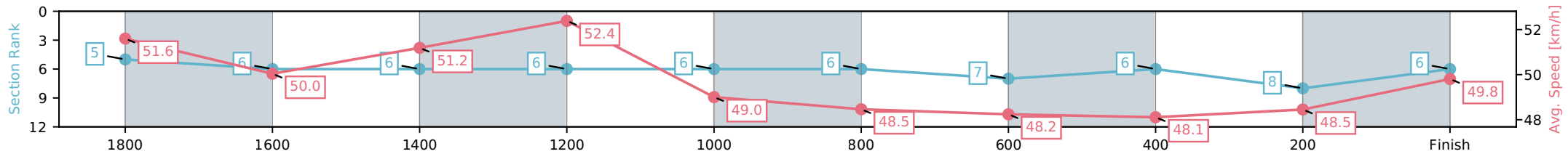
NZ Metropolitan Trotting Club Inc Harness
 Race 1: IRT. YOUR HORSE. OUR PASSION. MOBILE PACE - 1980m



05 June 2026 - 5:03PM

Weather: Fine

Section	L1980	L1800	L1600	L1400	L1200	L1000	L800	L600	L400	L200
Section Times	2:25.11 (0:12.07)	2:13.04 [5] (0:14.63)	1:58.41 [6] (0:14.34)	1:44.07 [6] (0:13.74)	1:30.33 [6] (0:15.09)	1:15.24 [6] (0:15.20)	1:00.04 [6] (0:14.92)	0:45.12 [7] (0:15.35)	0:29.77 [6] (0:15.25)	0:14.53 [8] (0:14.53)
Average Speed [km/h]	51.6	50.0	51.2	52.4	49.0	48.5	48.2	48.1	48.5	49.8
Top Speed [km/h]	52.8	50.7	51.9	53.3	50.9	49.9	49.0	48.6	49.3	50.9
Avg. Dist. to Rail [m]	6.7	2.8	2.7	5.3	3.3	3.2	3.7	3.5	4.1	6.5



- [] Ranking at each section and finish
- :-:- No data available at this section
- NA No data available

Horse/Jockey Name	Franco Chaplin/Craig D Thornley
Finish Rank	7
Fastest Section Time (Section)	0:14.11 (1400-1200)
Top Speed [km/h] (Section)	52.8 (1980 - 1800)
Race State	Finished



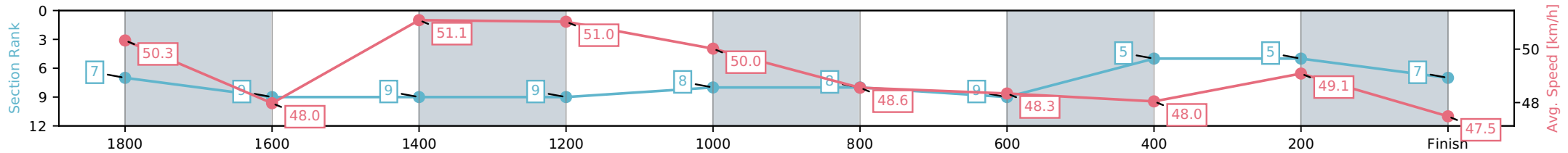
NZ Metropolitan Trotting Club Inc Harness
 Race 1: IRT. YOUR HORSE. OUR PASSION. MOBILE PACE - 1980m



05 June 2026 - 5:03PM

Weather: Fine

Section	L1980	L1800	L1600	L1400	L1200	L1000	L800	L600	L400	L200
Section Times	2:25.25 (0:12.40)	2:12.85 [7] (0:15.29)	1:57.56 [9] (0:14.19)	1:43.36 [9] (0:14.11)	1:29.26 [9] (0:14.51)	1:14.74 [8] (0:14.94)	0:59.81 [8] (0:14.90)	0:44.91 [9] (0:14.92)	0:29.99 [5] (0:14.77)	0:15.23 [5] (0:15.23)
Average Speed [km/h]	50.3	48.0	51.1	51.0	50.0	48.6	48.3	48.0	49.1	47.5
Top Speed [km/h]	52.8	50.5	51.4	51.4	51.8	50.6	49.1	49.0	49.6	49.6
Avg. Dist. to Rail [m]	9.9	3.4	1.2	3.3	1.1	1.2	0.5	0.5	1.7	4.6



- [] Ranking at each section and finish
- :-:- No data available at this section
- NA No data available

Horse/Jockey Name	Deal Breaker/John R Dunn
Finish Rank	8
Fastest Section Time (Section)	0:13.99 (1400-1200)
Top Speed [km/h] (Section)	56.2 (1980 - 1800)
Race State	Finished



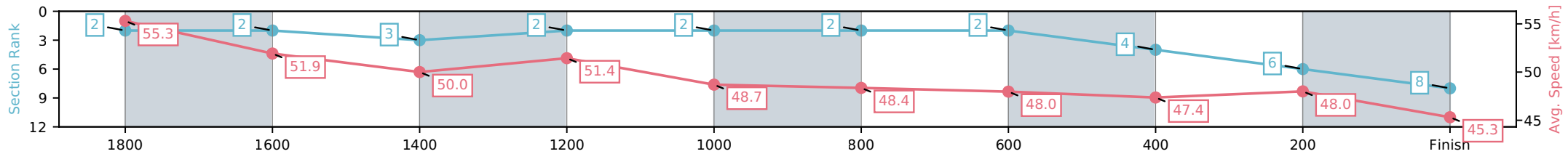
NZ Metropolitan Trotting Club Inc Harness
 Race 1: IRT. YOUR HORSE. OUR PASSION. MOBILE PACE - 1980m



05 June 2026 - 5:03PM

Weather: Fine

Section	L1980	L1800	L1600	L1400	L1200	L1000	L800	L600	L400	L200
Section Times	2:26.24 (0:11.27)	2:14.97 [2] (0:14.14)	2:00.82 [2] (0:14.71)	1:46.11 [3] (0:13.99)	1:32.12 [2] (0:15.14)	1:16.98 [2] (0:15.20)	1:01.78 [2] (0:15.01)	0:46.77 [2] (0:15.54)	0:31.23 [4] (0:15.33)	0:15.90 [6] (0:15.90)
Average Speed [km/h]	55.3	51.9	50.0	51.4	48.7	48.4	48.0	47.4	48.0	45.3
Top Speed [km/h]	56.2	54.7	51.2	53.2	49.4	49.6	48.2	48.0	48.6	48.0
Avg. Dist. to Rail [m]	8.5	3.4	2.9	5.0	2.9	2.9	3.5	3.1	3.4	3.5



- [] Ranking at each section and finish
- :-:- No data available at this section
- NA No data available

Horse/Jockey Name	Treasure Cove/T M Williams
Finish Rank	9
Fastest Section Time (Section)	0:13.93 (1400-1200)
Top Speed [km/h] (Section)	53.7 (1400-1200)
Race State	Finished



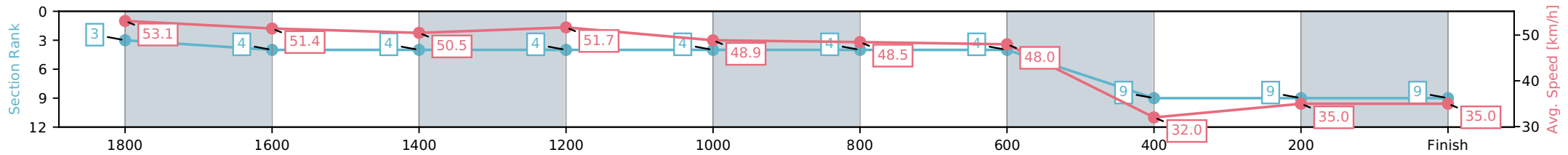
NZ Metropolitan Trotting Club Inc Harness
 Race 1: IRT. YOUR HORSE. OUR PASSION. MOBILE PACE - 1980m



05 June 2026 - 5:03PM

Weather: Fine

Section	L1980	L1800	L1600	L1400	L1200	L1000	L800	L600	L400	L200
Section Times	2:46.33 (0:11.71)	2:34.62 [3] (0:14.25)	2:20.37 [4] (0:14.56)	2:05.82 [4] (0:13.93)	1:51.89 [4] (0:15.13)	1:36.76 [4] (0:15.20)	1:21.56 [4] (0:15.02)	1:06.55 [4] (0:24.08)	0:42.47 [9] (0:21.84)	0:20.63 [9] (0:20.63)
Average Speed [km/h]	53.1	51.4	50.5	51.7	48.9	48.5	48.0	32.0	35.0	35.0
Top Speed [km/h]	53.3	52.4	51.4	53.7	49.9	49.7	50.2	42.8	40.1	39.4
Avg. Dist. to Rail [m]	4.8	3.1	2.8	5.3	3.3	3.1	4.1	8.5	8.8	8.1



- [] Ranking at each section and finish
- :-:- No data available at this section
- NA No data available

Horse/Jockey Name	Franco Lomu/B N Orange
Finish Rank	10
Fastest Section Time (Section)	0:13.72 (1400-1200)
Top Speed [km/h] (Section)	53.9 (800-600)
Race State	Finished



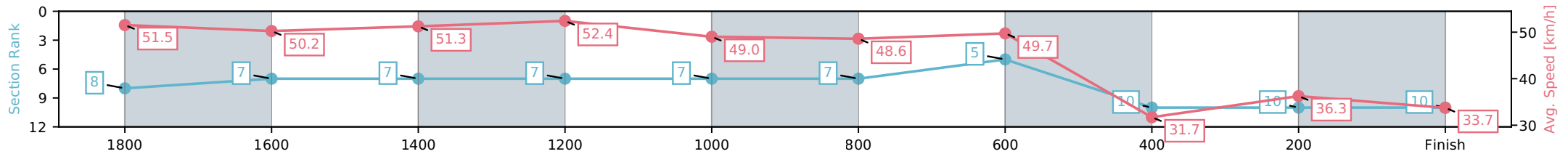
NZ Metropolitan Trotting Club Inc Harness
 Race 1: IRT. YOUR HORSE. OUR PASSION. MOBILE PACE - 1980m



05 June 2026 - 5:03PM

Weather: Fine

Section	L1980	L1800	L1600	L1400	L1200	L1000	L800	L600	L400	L200
Section Times	2:47.08 (0:12.47)	2:34.61 [8] (0:14.61)	2:20.00 [7] (0:14.33)	2:05.67 [7] (0:13.72)	1:51.95 [7] (0:15.10)	1:36.85 [7] (0:15.14)	1:21.71 [7] (0:14.47)	1:07.24 [5] (0:24.53)	0:42.71 [10] (0:21.45)	0:21.26 [10] (0:21.26)
Average Speed [km/h]	51.5	50.2	51.3	52.4	49.0	48.6	49.7	31.7	36.3	33.7
Top Speed [km/h]	53.5	51.4	52.1	53.5	51.4	50.2	53.9	43.2	37.7	37.4
Avg. Dist. to Rail [m]	3.0	3.2	2.7	5.3	3.4	3.0	4.6	9.5	11.4	13.0



- [] Ranking at each section and finish
- :-:- No data available at this section
- NA No data available