



NZ Metropolitan Trotting Club Inc Harness
 Race 3: WOODLANDS STUD - ALL STAR FIVE MOBILE PACE - 1980m
 05 June 2026 - 6:12PM



Weather: Fine

Field Times (Race Tempo) 2:26.86 (0:11.40) 2:15.46 (0:14.23) 2:01.23 (0:15.06) 1:46.17 (0:15.58) 1:30.59 (0:15.85) 1:14.75 (0:15.94) 0:58.81 (0:15.45) 0:43.35 (0:14.91)

Rank	TAB#	Horse	Overall Time	First 400m	Top Speed km/h (Section)	L1980	L1800	L1600	L1400	L1200	L1000	L800	L600
	(BAR#)	Driver	Margin (DT-W)	Last 600m	Fastest Section (Time)	Start - 1800	1800 - 1600	1600 - 1400	1400 - 1200	1200 - 1000	1000 - 800	800 - 600	600 - 400
1	5	Franco Not Out	2:26.86	0:27.61	56.3 (1980 - 1800)	2:26.86	2:15.46 [1]	2:01.23 [1]	1:46.17 [1]	1:30.59 [1]	1:14.74 [1]	0:58.81 [1]	0:43.35 [1]
	(5)	S J Thornley		0:43.35	200-0 (0:14.02)	(0:11.40)	(0:14.23)	(0:15.06)	(0:15.58)	(0:15.85)	(0:15.94)	(0:15.45)	(0:14.91)
2	4	Crunchy Granola	2:26.87	0:29.60	52.5 (200-0)	2:26.87	2:14.54 [6]	1:59.23 [7]	1:44.29 [7]	1:29.14 [7]	1:14.33 [3]	0:58.54 [3]	0:43.21 [2]
	(4)	J C Morrison	0.1L (+21)	0:43.20	200-0 (0:13.94)	(0:12.33)	(0:15.31)	(0:14.94)	(0:15.16)	(0:14.80)	(0:15.79)	(0:15.34)	(0:14.96)
3	1	Culture Vulture	2:27.04	0:27.73	54.2 (1980 - 1800)	2:27.04	2:15.40 [2]	2:01.26 [2]	1:46.03 [2]	1:30.31 [2]	1:14.66 [2]	0:58.72 [2]	0:43.11 [3]
	(1)	R D Close	1.0L (-13)	0:43.12	200-0 (0:14.11)	(0:11.64)	(0:14.14)	(0:15.23)	(0:15.72)	(0:15.65)	(0:15.94)	(0:15.61)	(0:14.57)
4	10	Bonjour Miki	2:27.16	0:27.98	54.8 (1980 - 1800)	2:27.16	2:15.20 [4]	2:00.72 [3]	1:45.62 [3]	1:30.10 [3]	1:14.32 [4]	0:58.46 [5]	0:42.96 [5]
	(10)	Craig D Thornley	1.7L (-5)	0:42.96	200-0 (0:13.84)	(0:11.96)	(0:14.48)	(0:15.10)	(0:15.52)	(0:15.78)	(0:15.86)	(0:15.50)	(0:14.72)
5	3	Mikime	2:27.62	0:29.29	53.4 (1980 - 1800)	2:27.62	2:15.47 [5]	2:00.31 [6]	1:45.39 [6]	1:30.02 [6]	1:14.43 [7]	0:58.60 [6]	0:43.25 [6]
	(3)	K G Cameron	4.4L (+19)	0:43.26	200-0 (0:14.08)	(0:12.15)	(0:15.16)	(0:14.92)	(0:15.37)	(0:15.59)	(0:15.83)	(0:15.35)	(0:14.88)
6	6	Suzy Franco	2:27.69	0:29.87	52.7 (200-0)	2:27.69	2:15.15 [8]	1:59.80 [8]	1:44.88 [9]	1:29.68 [9]	1:14.19 [9]	0:58.32 [8]	0:42.95 [8]
	(6)	G N Thornley	4.8L (+19)	0:42.95	200-0 (0:14.11)	(0:12.54)	(0:15.36)	(0:14.91)	(0:15.20)	(0:15.48)	(0:15.87)	(0:15.36)	(0:14.50)
7	13	Olympian	2:27.94	0:30.29	53.4 (600-400)	2:27.94	2:14.47 [12]	1:59.18 [12]	1:44.23 [11]	1:28.93 [11]	1:13.67 [11]	0:57.95 [11]	0:42.71 [11]
	(U1)	J W Cox	6.2L (+30)	0:42.72	200-0 (0:14.06)	(0:13.47)	(0:15.29)	(0:14.96)	(0:15.30)	(0:15.26)	(0:15.72)	(0:15.24)	(0:14.37)
8	11	Rise N Shine	2:28.04	0:28.74	53.1 (1980 - 1800)	2:28.04	2:15.67 [7]	2:00.87 [5]	1:46.07 [5]	1:30.57 [5]	1:14.93 [6]	0:59.01 [7]	0:43.59 [7]
	(11)	M B Holbrough	6.7L (+0)	0:43.58	200-0 (0:14.32)	(0:12.37)	(0:14.80)	(0:14.80)	(0:15.49)	(0:15.64)	(0:15.92)	(0:15.43)	(0:14.91)
9	2	Kiwi Can Do	2:28.30	0:28.93	54.0 (1980 - 1800)	2:28.30	2:16.42 [3]	2:01.37 [4]	1:46.44 [4]	1:31.03 [4]	1:15.44 [5]	0:59.63 [4]	0:44.32 [4]
	(2)	R D Holmes	8.2L (+16)	0:44.32	400-200 (0:14.55)	(0:11.88)	(0:15.05)	(0:14.93)	(0:15.41)	(0:15.59)	(0:15.81)	(0:15.31)	(0:14.99)
10	7	Livingthekiwidream	2:28.36	0:30.16	52.7 (400-200)	2:28.36	2:15.73 [10]	2:00.11 [10]	1:45.05 [10]	1:29.79 [10]	1:14.48 [10]	0:58.70 [10]	0:43.36 [10]
	(7)	John R Dunn	8.6L (+18)	0:43.36	400-200 (0:13.96)	(0:12.63)	(0:15.62)	(0:15.05)	(0:15.26)	(0:15.31)	(0:15.78)	(0:15.34)	(0:15.21)

Scratched: Let It Rip (#12)
 Did Not Finish: Ouramericangirl (#8)

Report Created: Fri 05 June 2026

(Note: Races are conducted over an approximate distance as close as possible to the advertised distance, and recorded data may vary accordingly. Official times refer to race times only and do not include handicap times.)

[] Position in running at each section and finish TAB# Saddle cloth number

Fastest split

-:-:- No data available at this section

BAR# Barrier/Gate Position

Fastest section

NA No data available

DNF Did not finish

DNT Did not track

DT-W Distance travelled compared to winner in metres



NZ Metropolitan Trotting Club Inc Harness
 Race 3: WOODLANDS STUD - ALL STAR FIVE MOBILE PACE - 1980m
 05 June 2026 - 6:12PM



Weather: Fine

Field Times (Race Tempo) 2:26.86 (0:11.40) 2:15.46 (0:14.23) 2:01.23 (0:15.06) 1:46.17 (0:15.58) 1:30.59 (0:15.85) 1:14.75 (0:15.94) 0:58.81 (0:15.45) 0:43.35 (0:14.91)

Rank	TAB#	Horse	Overall Time	First 400m	Top Speed km/h (Section)	L1980	L1800	L1600	L1400	L1200	L1000	L800	L600
	(BAR#)	Driver	Margin (DT-W)	Last 600m	Fastest Section (Time)	Start - 1800	1800 - 1600	1600 - 1400	1400 - 1200	1200 - 1000	1000 - 800	800 - 600	600 - 400
11	9	Loving Wish	2:28.42	0:29.56	52.0 (200-0)	2:28.42	2:15.41 [11]	2:00.46 [9]	1:45.65 [8]	1:30.52 [8]	1:14.98 [8]	0:59.01 [9]	0:43.58 [9]
	(9)	T M Williams	8.9L (+8)	0:43.57	400-200 (0:14.32)	(0:13.01)	(0:14.95)	(0:14.81)	(0:15.13)	(0:15.54)	(0:15.98)	(0:15.43)	(0:14.80)

Scratched: Let It Rip (#12)
 Did Not Finish: Ouramericangirl (#8)

Report Created: Fri 05 June 2026

(Note: Races are conducted over an approximate distance as close as possible to the advertised distance, and recorded data may vary accordingly. Official times refer to race times only and do not include handicap times.)

[] Position in running at each section and finish
 -:--:-- No data available at this section
 NA No data available
 DNT Did not track

TAB# Saddle cloth number
 BAR# Barrier/Gate Position
 DNF Did not finish
 DT-W Distance travelled compared to winner in metres

Fastest split
 Fastest section



NZ Metropolitan Trotting Club Inc Harness
 Race 3: WOODLANDS STUD - ALL STAR FIVE MOBILE PACE - 1980m
 05 June 2026 - 6:12PM



Weather: Fine

Field Times 0:28.45 0:14.02
 (Race Tempo) (0:14.42) (0:14.02)

Rank	TAB#	Horse	Overall Time	First 400m	Top Speed km/h (Section)	L400	L200						
	(BAR#)	Driver	Margin (DT-W)	Last 600m	Fastest Section (Time)	400 - 200	200 - Finish						
1	5	Franco Not Out	2:26.86	0:27.61	56.3 (1980 - 1800)	0:28.45 [1]	0:14.02 [1]						
	(5)	S J Thornley		0:43.35	200-0 (0:14.02)	(0:14.42)	(0:14.02)						
2	4	Crunchy Granola	2:26.87	0:29.60	52.5 (200-0)	0:28.24 [3]	0:13.94 [2]						
	(4)	J C Morrison	0.1L (+21)	0:43.20	200-0 (0:13.94)	(0:14.30)	(0:13.94)						
3	1	Culture Vulture	2:27.04	0:27.73	54.2 (1980 - 1800)	0:28.55 [2]	0:14.11 [3]						
	(1)	R D Close	1.0L (-13)	0:43.12	200-0 (0:14.11)	(0:14.44)	(0:14.11)						
4	10	Bonjour Miki	2:27.16	0:27.98	54.8 (1980 - 1800)	0:28.25 [4]	0:13.84 [4]						
	(10)	Craig D Thornley	1.7L (-5)	0:42.96	200-0 (0:13.84)	(0:14.40)	(0:13.84)						
5	3	Mikime	2:27.62	0:29.29	53.4 (1980 - 1800)	0:28.38 [7]	0:14.08 [6]						
	(3)	K G Cameron	4.4L (+19)	0:43.26	200-0 (0:14.08)	(0:14.30)	(0:14.08)						
6	6	Suzy Franco	2:27.69	0:29.87	52.7 (200-0)	0:28.45 [6]	0:14.11 [7]						
	(6)	G N Thornley	4.8L (+19)	0:42.95	200-0 (0:14.11)	(0:14.34)	(0:14.11)						
7	13	Olympian	2:27.94	0:30.29	53.4 (600-400)	0:28.34 [9]	0:14.06 [9]						
	(U1)	J W Cox	6.2L (+30)	0:42.72	200-0 (0:14.06)	(0:14.29)	(0:14.06)						
8	11	Rise N Shine	2:28.04	0:28.74	53.1 (1980 - 1800)	0:28.67 [8]	0:14.32 [8]						
	(11)	M B Holbrough	6.7L (+0)	0:43.58	200-0 (0:14.32)	(0:14.35)	(0:14.32)						
9	2	Kiwi Can Do	2:28.30	0:28.93	54.0 (1980 - 1800)	0:29.33 [5]	0:14.78 [5]						
	(2)	R D Holmes	8.2L (+16)	0:44.32	400-200 (0:14.55)	(0:14.55)	(0:14.78)						
10	7	Livingthekiwidream	2:28.36	0:30.16	52.7 (400-200)	0:28.14 [11]	0:14.19 [11]						
	(7)	John R Dunn	8.6L (+18)	0:43.36	400-200 (0:13.96)	(0:13.96)	(0:14.19)						

Scratched: Let It Rip (#12)
 Did Not Finish: Ouramericangirl (#8)

Report Created: Fri 05 June 2026

(Note: Races are conducted over an approximate distance as close as possible to the advertised distance, and recorded data may vary accordingly. Official times refer to race times only and do not include handicap times.)

[] Position in running at each section and finish TAB# Saddle cloth number

Fastest split

:-:-- No data available at this section

BAR# Barrier/Gate Position

Fastest section

NA No data available

DNF Did not finish

DNT Did not track

DT-W Distance travelled compared to winner in metres



NZ Metropolitan Trotting Club Inc Harness
 Race 3: WOODLANDS STUD - ALL STAR FIVE MOBILE PACE - 1980m
 05 June 2026 - 6:12PM



Weather: Fine

Field Times 0:28.45 0:14.02
 (Race Tempo) (0:14.42) (0:14.02)

Rank	TAB#	Horse	Overall Time	First 400m	Top Speed km/h (Section)	L400	L200						
	(BAR#)	Driver	Margin (DT-W)	Last 600m	Fastest Section (Time)	400 - 200	200 - Finish						
11	9	Loving Wish	2:28.42	0:29.56	52.0 (200-0)	0:28.78 [10]	0:14.45 [10]						
	(9)	T M Williams	8.9L (+8)	0:43.57	400-200 (0:14.32)	(0:14.32)	(0:14.45)						

Scratched: Let It Rip (#12)
 Did Not Finish: Ouramericangirl (#8)

Report Created: Fri 05 June 2026

(Note: Races are conducted over an approximate distance as close as possible to the advertised distance, and recorded data may vary accordingly. Official times refer to race times only and do not include handicap times.)

[] Position in running at each section and finish TAB# Saddle cloth number
 -:-:- No data available at this section BAR# Barrier/Gate Position
 NA No data available DNF Did not finish
 DNT Did not track DT-W Distance travelled compared to winner in metres

Fastest split
 Fastest section

Horse/Jockey Name	Franco Not Out/S J Thornley
Finish Rank	1
Fastest Section Time (Section)	0:14.02 (200-0)
Top Speed [km/h] (Section)	56.3 (1980 - 1800)
Race State	Finished



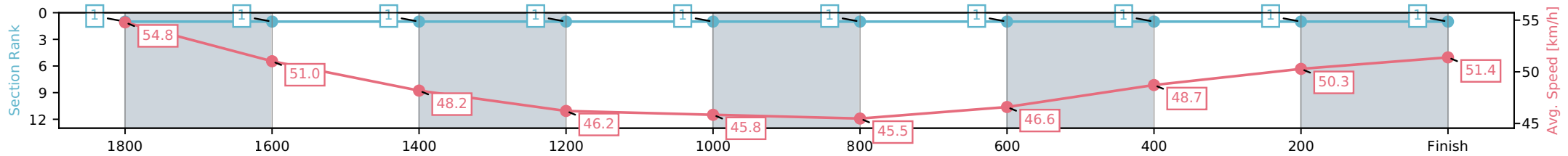
NZ Metropolitan Trotting Club Inc Harness
 Race 3: WOODLANDS STUD - ALL STAR FIVE MOBILE PACE
 - 1980m



05 June 2026 - 6:12PM

Weather: Fine

Section	L1980	L1800	L1600	L1400	L1200	L1000	L800	L600	L400	L200
Section Times	2:26.86 (0:11.40)	2:15.46 [1] (0:14.23)	2:01.23 [1] (0:15.06)	1:46.17 [1] (0:15.58)	1:30.59 [1] (0:15.85)	1:14.74 [1] (0:15.94)	0:58.81 [1] (0:15.45)	0:43.35 [1] (0:14.91)	0:28.45 [1] (0:14.42)	0:14.02 [1] (0:14.02)
Average Speed [km/h]	54.8	51.0	48.2	46.2	45.8	45.5	46.6	48.7	50.3	51.4
Top Speed [km/h]	56.3	55.1	48.8	47.1	46.9	47.6	47.6	50.1	51.4	52.3
Avg. Dist. to Rail [m]	6.1	1.5	1.1	2.0	1.1	1.1	1.2	1.3	1.4	3.6



[] Ranking at each section and finish
 -:-:- No data available at this section
 NA No data available

Horse/Jockey Name	Crunchy Granola/J C Morrison
Finish Rank	2
Fastest Section Time (Section)	0:13.94 (200-0)
Top Speed [km/h] (Section)	52.5 (200-0)
Race State	Finished



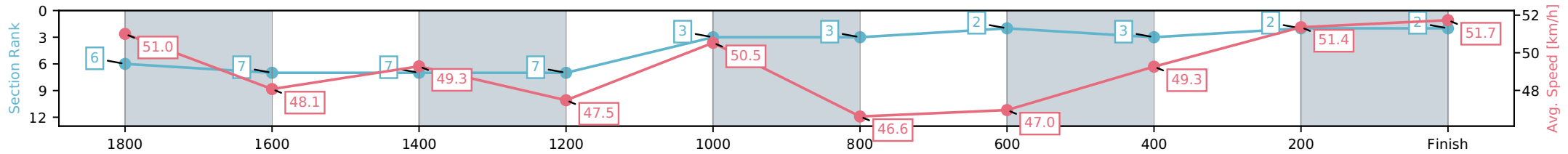
NZ Metropolitan Trotting Club Inc Harness
 Race 3: WOODLANDS STUD - ALL STAR FIVE MOBILE PACE
 - 1980m



05 June 2026 - 6:12PM

Weather: Fine

Section	L1980	L1800	L1600	L1400	L1200	L1000	L800	L600	L400	L200
Section Times	2:26.87 (0:12.33)	2:14.54 [6] (0:15.31)	1:59.23 [7] (0:14.94)	1:44.29 [7] (0:15.16)	1:29.14 [7] (0:14.80)	1:14.33 [3] (0:15.79)	0:58.54 [3] (0:15.34)	0:43.21 [2] (0:14.96)	0:28.24 [3] (0:14.30)	0:13.94 [2] (0:13.94)
Average Speed [km/h]	51.0	48.1	49.3	47.5	50.5	46.6	47.0	49.3	51.4	51.7
Top Speed [km/h]	52.5	49.5	50.4	49.8	50.8	49.8	48.0	50.7	52.4	52.5
Avg. Dist. to Rail [m]	6.1	3.6	3.0	4.9	4.6	3.0	2.8	3.1	3.3	5.3



- [] Ranking at each section and finish
- :-:- No data available at this section
- NA No data available

Horse/Jockey Name	Culture Vulture/R D Close
Finish Rank	3
Fastest Section Time (Section)	0:14.11 (200-0)
Top Speed [km/h] (Section)	54.2 (1980 - 1800)
Race State	Finished



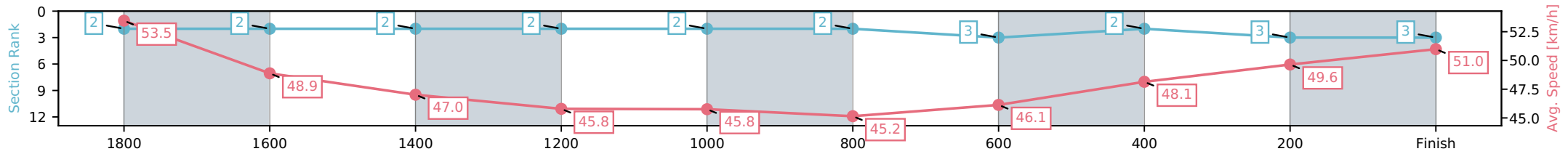
NZ Metropolitan Trotting Club Inc Harness
 Race 3: WOODLANDS STUD - ALL STAR FIVE MOBILE PACE
 - 1980m



05 June 2026 - 6:12PM

Weather: Fine

Section	L1980	L1800	L1600	L1400	L1200	L1000	L800	L600	L400	L200
Section Times	2:27.04 (0:11.64)	2:15.40 [2] (0:14.14)	2:01.26 [2] (0:15.23)	1:46.03 [2] (0:15.72)	1:30.31 [2] (0:15.65)	1:14.66 [2] (0:15.94)	0:58.72 [2] (0:15.61)	0:43.11 [3] (0:14.57)	0:28.55 [2] (0:14.44)	0:14.11 [3] (0:14.11)
Average Speed [km/h]	53.5	48.9	47.0	45.8	45.8	45.2	46.1	48.1	49.6	51.0
Top Speed [km/h]	54.2	52.9	48.1	46.9	46.6	47.1	47.1	49.6	51.6	52.0
Avg. Dist. to Rail [m]	3.5	5.5	2.0	1.9	0.6	0.2	1.1	3.1	1.0	0.9



- [] Ranking at each section and finish
- :-:- No data available at this section
- NA No data available

Horse/Jockey Name	Bonjour Miki/Craig D Thornley
Finish Rank	4
Fastest Section Time (Section)	0:13.84 (200-0)
Top Speed [km/h] (Section)	54.8 (1980 - 1800)
Race State	Finished



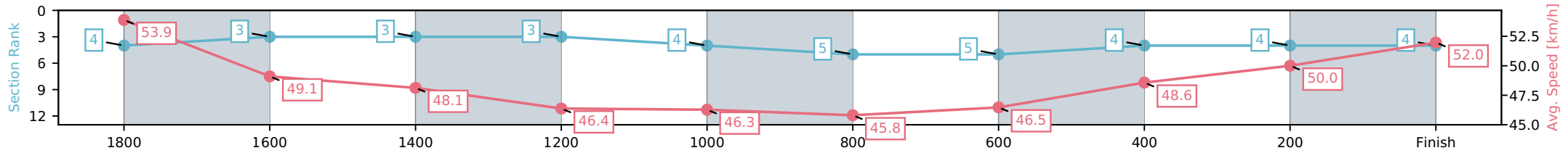
NZ Metropolitan Trotting Club Inc Harness
 Race 3: WOODLANDS STUD - ALL STAR FIVE MOBILE PACE
 - 1980m



05 June 2026 - 6:12PM

Weather: Fine

Section	L1980	L1800	L1600	L1400	L1200	L1000	L800	L600	L400	L200
Section Times	2:27.16 (0:11.96)	2:15.20 [4] (0:14.48)	2:00.72 [3] (0:15.10)	1:45.62 [3] (0:15.52)	1:30.10 [3] (0:15.78)	1:14.32 [4] (0:15.86)	0:58.46 [5] (0:15.50)	0:42.96 [5] (0:14.72)	0:28.25 [4] (0:14.40)	0:13.84 [4] (0:13.84)
Average Speed [km/h]	53.9	49.1	48.1	46.4	46.3	45.8	46.5	48.6	50.0	52.0
Top Speed [km/h]	54.8	53.6	48.9	47.6	47.5	47.9	47.4	50.0	51.7	52.7
Avg. Dist. to Rail [m]	1.2	1.8	1.6	3.0	1.8	1.3	0.8	0.7	0.7	3.0



- [] Ranking at each section and finish
- :-:- No data available at this section
- NA No data available

Horse/Jockey Name	Mikime/K G Cameron
Finish Rank	5
Fastest Section Time (Section)	0:14.08 (200-0)
Top Speed [km/h] (Section)	53.4 (1980 - 1800)
Race State	Finished



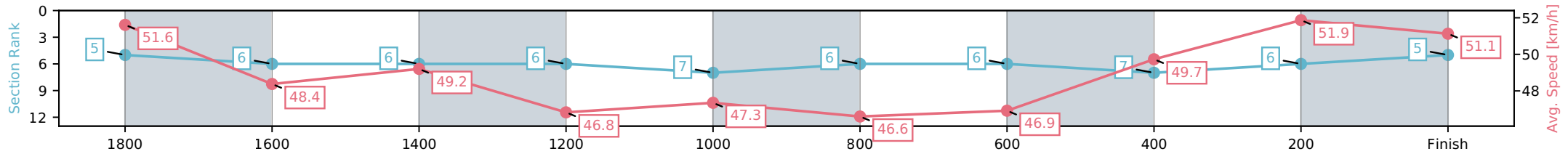
NZ Metropolitan Trotting Club Inc Harness
 Race 3: WOODLANDS STUD - ALL STAR FIVE MOBILE PACE
 - 1980m



05 June 2026 - 6:12PM

Weather: Fine

Section	L1980	L1800	L1600	L1400	L1200	L1000	L800	L600	L400	L200
Section Times	2:27.62 (0:12.15)	2:15.47 [5] (0:15.16)	2:00.31 [6] (0:14.92)	1:45.39 [6] (0:15.37)	1:30.02 [6] (0:15.59)	1:14.43 [7] (0:15.83)	0:58.60 [6] (0:15.35)	0:43.25 [6] (0:14.88)	0:28.38 [7] (0:14.30)	0:14.08 [6] (0:14.08)
Average Speed [km/h]	51.6	48.4	49.2	46.8	47.3	46.6	46.9	49.7	51.9	51.1
Top Speed [km/h]	53.4	49.0	49.8	48.6	48.0	48.9	47.7	50.8	52.3	52.6
Avg. Dist. to Rail [m]	4.5	2.9	2.6	4.1	3.0	3.2	3.1	3.5	4.7	7.6



- [] Ranking at each section and finish
- :-:- No data available at this section
- NA No data available

Horse/Jockey Name	Suzy Franco/G N Thornley
Finish Rank	6
Fastest Section Time (Section)	0:14.11 (200-0)
Top Speed [km/h] (Section)	52.7 (200-0)
Race State	Finished



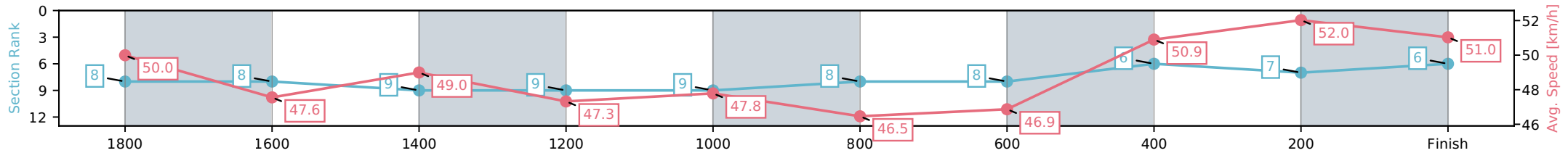
NZ Metropolitan Trotting Club Inc Harness
 Race 3: WOODLANDS STUD - ALL STAR FIVE MOBILE PACE
 - 1980m



05 June 2026 - 6:12PM

Weather: Fine

Section	L1980	L1800	L1600	L1400	L1200	L1000	L800	L600	L400	L200
Section Times	2:27.69 (0:12.54)	2:15.15 [8] (0:15.36)	1:59.80 [8] (0:14.91)	1:44.88 [9] (0:15.20)	1:29.68 [9] (0:15.48)	1:14.19 [9] (0:15.87)	0:58.32 [8] (0:15.36)	0:42.95 [8] (0:14.50)	0:28.45 [6] (0:14.34)	0:14.11 [7] (0:14.11)
Average Speed [km/h]	50.0	47.6	49.0	47.3	47.8	46.5	46.9	50.9	52.0	51.0
Top Speed [km/h]	51.7	49.5	50.0	50.6	50.6	49.5	48.2	52.5	52.7	52.7
Avg. Dist. to Rail [m]	8.3	3.0	2.2	4.7	3.3	3.1	2.5	3.2	5.7	9.4



- [] Ranking at each section and finish
- :-:- No data available at this section
- NA No data available

Horse/Jockey Name	Olympian/J W Cox
Finish Rank	7
Fastest Section Time (Section)	0:14.06 (200-0)
Top Speed [km/h] (Section)	53.4 (600-400)
Race State	Finished



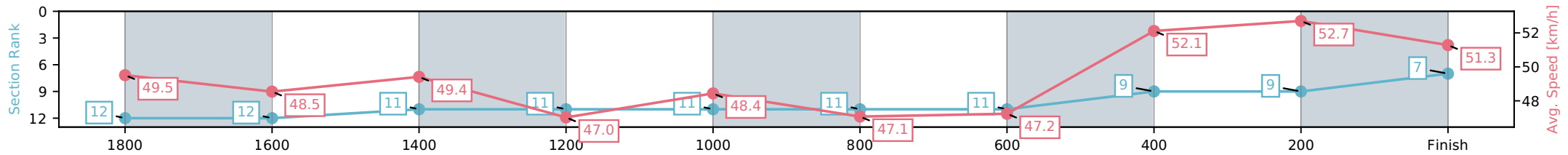
NZ Metropolitan Trotting Club Inc Harness
 Race 3: WOODLANDS STUD - ALL STAR FIVE MOBILE PACE
 - 1980m



05 June 2026 - 6:12PM

Weather: Fine

Section	L1980	L1800	L1600	L1400	L1200	L1000	L800	L600	L400	L200
Section Times	2:27.94 (0:13.47)	2:14.47 [12] (0:15.29)	1:59.18 [12] (0:14.96)	1:44.23 [11] (0:15.30)	1:28.93 [11] (0:15.26)	1:13.67 [11] (0:15.72)	0:57.95 [11] (0:15.24)	0:42.71 [11] (0:14.37)	0:28.34 [9] (0:14.29)	0:14.06 [9] (0:14.06)
Average Speed [km/h]	49.5	48.5	49.4	47.0	48.4	47.1	47.2	52.1	52.7	51.3
Top Speed [km/h]	50.2	50.1	50.2	49.7	49.4	48.8	49.3	53.4	53.1	53.0
Avg. Dist. to Rail [m]	11.6	5.5	3.4	5.4	3.3	3.6	4.3	5.2	7.0	11.3



- [] Ranking at each section and finish
- :-:- No data available at this section
- NA No data available

Horse/Jockey Name	Rise N Shine/M B Holbrough
Finish Rank	8
Fastest Section Time (Section)	0:14.32 (200-0)
Top Speed [km/h] (Section)	53.1 (1980 - 1800)
Race State	Finished



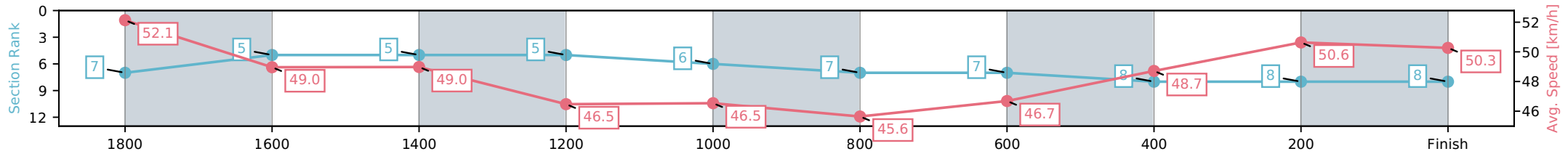
NZ Metropolitan Trotting Club Inc Harness
 Race 3: WOODLANDS STUD - ALL STAR FIVE MOBILE PACE
 - 1980m



05 June 2026 - 6:12PM

Weather: Fine

Section	L1980	L1800	L1600	L1400	L1200	L1000	L800	L600	L400	L200
Section Times	2:28.04 (0:12.37)	2:15.67 [7] (0:14.80)	2:00.87 [5] (0:14.80)	1:46.07 [5] (0:15.49)	1:30.57 [5] (0:15.64)	1:14.93 [6] (0:15.92)	0:59.01 [7] (0:15.43)	0:43.59 [7] (0:14.91)	0:28.67 [8] (0:14.35)	0:14.32 [8] (0:14.32)
Average Speed [km/h]	52.1	49.0	49.0	46.5	46.5	45.6	46.7	48.7	50.6	50.3
Top Speed [km/h]	53.1	50.8	49.7	48.6	47.6	47.7	47.8	50.2	52.6	52.8
Avg. Dist. to Rail [m]	2.7	1.0	1.1	2.3	1.4	1.3	1.2	1.2	1.6	3.3



- [] Ranking at each section and finish
- :-:- No data available at this section
- NA No data available

Horse/Jockey Name	Kiwi Can Do/R D Holmes
Finish Rank	9
Fastest Section Time (Section)	0:14.55 (400-200)
Top Speed [km/h] (Section)	54.0 (1980 - 1800)
Race State	Finished



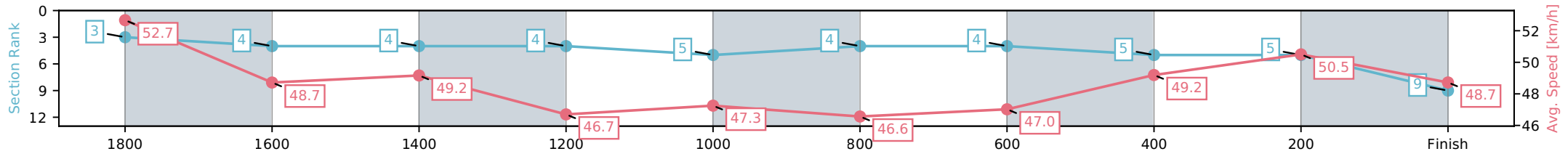
NZ Metropolitan Trotting Club Inc Harness
 Race 3: WOODLANDS STUD - ALL STAR FIVE MOBILE PACE
 - 1980m



05 June 2026 - 6:12PM

Weather: Fine

Section	L1980	L1800	L1600	L1400	L1200	L1000	L800	L600	L400	L200
Section Times	2:28.30 (0:11.88)	2:16.42 [3] (0:15.05)	2:01.37 [4] (0:14.93)	1:46.44 [4] (0:15.41)	1:31.03 [4] (0:15.59)	1:15.44 [5] (0:15.81)	0:59.63 [4] (0:15.31)	0:44.32 [4] (0:14.99)	0:29.33 [5] (0:14.55)	0:14.78 [5] (0:14.78)
Average Speed [km/h]	52.7	48.7	49.2	46.7	47.3	46.6	47.0	49.2	50.5	48.7
Top Speed [km/h]	54.0	51.5	50.6	48.4	47.9	48.8	47.8	50.2	50.8	50.5
Avg. Dist. to Rail [m]	2.6	2.6	2.6	3.9	2.8	2.9	2.9	3.1	3.3	5.3



- [] Ranking at each section and finish
- :-:- No data available at this section
- NA No data available

Horse/Jockey Name	Livingthekiwdream/John R Dunn
Finish Rank	10
Fastest Section Time (Section)	0:13.96 (400-200)
Top Speed [km/h] (Section)	52.7 (400-200)
Race State	Finished



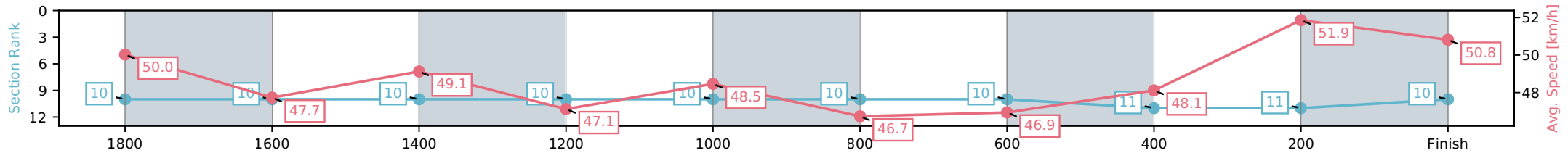
NZ Metropolitan Trotting Club Inc Harness
 Race 3: WOODLANDS STUD - ALL STAR FIVE MOBILE PACE
 - 1980m



05 June 2026 - 6:12PM

Weather: Fine

Section	L1980	L1800	L1600	L1400	L1200	L1000	L800	L600	L400	L200
Section Times	2:28.36 (0:12.63)	2:15.73 [10] (0:15.62)	2:00.11 [10] (0:15.05)	1:45.05 [10] (0:15.26)	1:29.79 [10] (0:15.31)	1:14.48 [10] (0:15.78)	0:58.70 [10] (0:15.34)	0:43.36 [10] (0:15.21)	0:28.14 [11] (0:13.96)	0:14.19 [11] (0:14.19)
Average Speed [km/h]	50.0	47.7	49.1	47.1	48.5	46.7	46.9	48.1	51.9	50.8
Top Speed [km/h]	51.3	49.2	49.9	49.7	50.5	49.1	48.4	50.5	52.7	52.7
Avg. Dist. to Rail [m]	10.8	5.9	3.5	5.3	3.7	3.2	3.6	2.6	0.9	1.2



- [] Ranking at each section and finish
- :-:- No data available at this section
- NA No data available

Horse/Jockey Name	Loving Wish/T M Williams
Finish Rank	11
Fastest Section Time (Section)	0:14.32 (400-200)
Top Speed [km/h] (Section)	52.0 (200-0)
Race State	Finished



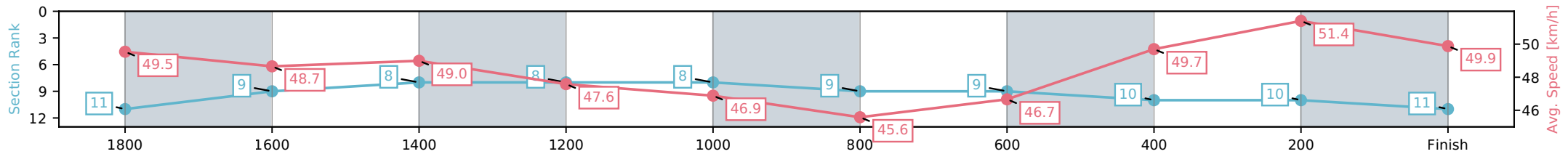
NZ Metropolitan Trotting Club Inc Harness
 Race 3: WOODLANDS STUD - ALL STAR FIVE MOBILE PACE
 - 1980m



05 June 2026 - 6:12PM

Weather: Fine

Section	L1980	L1800	L1600	L1400	L1200	L1000	L800	L600	L400	L200
Section Times	2:28.42 (0:13.01)	2:15.41 [11] (0:14.95)	2:00.46 [9] (0:14.81)	1:45.65 [8] (0:15.13)	1:30.52 [8] (0:15.54)	1:14.98 [8] (0:15.98)	0:59.01 [9] (0:15.43)	0:43.58 [9] (0:14.80)	0:28.78 [10] (0:14.32)	0:14.45 [10] (0:14.45)
Average Speed [km/h]	49.5	48.7	49.0	47.6	46.9	45.6	46.7	49.7	51.4	49.9
Top Speed [km/h]	50.6	49.4	50.1	50.2	47.8	47.5	47.7	51.9	51.9	52.0
Avg. Dist. to Rail [m]	12.5	2.5	1.1	1.9	1.4	1.4	1.2	2.6	3.4	6.4



- [] Ranking at each section and finish
- :-:- No data available at this section
- NA No data available