



NZ Metropolitan Trotting Club Inc Harness
 Race 4: MAJESTIC HORSE FLOATS MOBILE TROT - 1980m
 05 June 2026 - 6:39PM



Weather: Fine

Field Times (Race Tempo) 2:29.33 (0:11.69) 2:17.64 (0:15.05) 2:02.59 (0:15.44) 1:47.15 (0:15.14) 1:32.00 (0:15.28) 1:16.72 (0:15.79) 1:00.93 (0:15.42) 0:45.51 (0:15.60)

Rank	TAB#	Horse	Overall Time	First 400m	Top Speed km/h (Section)	L1980	L1800	L1600	L1400	L1200	L1000	L800	L600
	(BAR#)	Driver	Margin (DT-W)	Last 600m	Fastest Section (Time)	Start - 1800	1800 - 1600	1600 - 1400	1400 - 1200	1200 - 1000	1000 - 800	800 - 600	600 - 400
1	6	Major Cyclone	2:29.33	0:29.63	51.5 (1600-1400)	2:29.33	2:16.77 [6]	2:01.44 [6]	1:46.58 [3]	1:31.64 [3]	1:16.39 [3]	1:00.48 [4]	0:44.94 [5]
	(6)	R J Butt		0:44.95	200-0 (0:14.36)	(0:12.56)	(0:15.33)	(0:14.87)	(0:14.94)	(0:15.25)	(0:15.91)	(0:15.53)	(0:15.59)
2	8	Mumsdawitch	2:29.50	0:29.56	52.1 (1980 - 1800)	2:29.50	2:17.26 [3]	2:01.87 [4]	1:46.40 [6]	1:31.36 [6]	1:16.15 [6]	1:00.29 [6]	0:44.78 [8]
	(8)	M J Williamson	0.9L (-2)	0:44.78	200-0 (0:14.12)	(0:12.24)	(0:15.39)	(0:15.47)	(0:15.04)	(0:15.21)	(0:15.87)	(0:15.51)	(0:15.60)
3	2	Ridge	2:29.59	0:29.22	52.9 (1980 - 1800)	2:29.59	2:17.62 [2]	2:02.45 [2]	1:47.02 [2]	1:31.88 [4]	1:16.58 [4]	1:00.79 [3]	0:45.35 [3]
	(2)	S E O'Reilly	1.5L (-18)	0:45.36	200-0 (0:14.52)	(0:11.97)	(0:15.17)	(0:15.43)	(0:15.14)	(0:15.30)	(0:15.79)	(0:15.44)	(0:15.60)
4	9	Maroubra	2:29.95	0:29.87	51.6 (1980 - 1800)	2:29.95	2:17.28 [8]	2:01.71 [8]	1:46.95 [5]	1:32.62 [1]	1:17.33 [2]	1:01.43 [2]	0:45.88 [2]
	(9)	K K Tomlinson	3.5L (+2)	0:45.88	1400-1200 (0:14.32)	(0:12.67)	(0:15.57)	(0:14.76)	(0:14.32)	(0:15.30)	(0:15.90)	(0:15.55)	(0:15.59)
5	10	Chocta	2:30.04	0:29.39	52.0 (200-0)	2:30.04	2:17.45 [7]	2:02.25 [5]	1:46.85 [7]	1:31.73 [7]	1:16.40 [7]	1:00.55 [8]	0:45.05 [11]
	(10)	R D Close	4.0L (-12)	0:45.04	200-0 (0:14.40)	(0:12.59)	(0:15.20)	(0:15.40)	(0:15.12)	(0:15.34)	(0:15.85)	(0:15.50)	(0:15.60)
6	11	Terry Webster	2:30.18	0:29.95	51.8 (1980 - 1800)	2:30.18	2:17.48 [9]	2:01.89 [9]	1:46.46 [10]	1:31.34 [10]	1:16.12 [10]	1:00.35 [10]	0:45.50 [7]
	(11)	M B Holbrough	4.8L (+6)	0:45.50	200-0 (0:14.75)	(0:12.70)	(0:15.59)	(0:15.43)	(0:15.12)	(0:15.22)	(0:15.78)	(0:14.85)	(0:15.63)
7	13	Noah Magnific	2:30.57	0:30.25	52.1 (1980 - 1800)	2:30.57	2:17.70 [10]	2:02.01 [11]	1:46.52 [11]	1:31.39 [11]	1:16.28 [11]	1:00.52 [11]	0:45.61 [10]
	(U1)	S J Thornley	7.1L (+7)	0:45.61	800-600 (0:14.91)	(0:12.87)	(0:15.69)	(0:15.49)	(0:15.14)	(0:15.11)	(0:15.75)	(0:14.91)	(0:15.54)
8	1	Robo Trouble	2:30.58	0:29.41	52.3 (1980 - 1800)	2:30.58	2:18.34 [4]	2:03.13 [3]	1:47.71 [4]	1:32.59 [5]	1:17.29 [5]	1:01.50 [5]	0:46.06 [6]
	(1)	R D Holmes	7.1L (-20)	0:46.07	1400-1200 (0:15.12)	(0:12.24)	(0:15.21)	(0:15.42)	(0:15.12)	(0:15.29)	(0:15.79)	(0:15.44)	(0:15.58)
9	5	Prince Teka	2:30.89	0:28.84	54.1 (1980 - 1800)	2:30.89	2:19.20 [1]	2:04.15 [1]	1:48.71 [1]	1:33.53 [2]	1:18.28 [1]	1:02.49 [1]	0:47.07 [1]
	(5)	K G Cameron	8.9L (-21)	0:47.07	1800-1600 (0:15.05)	(0:11.69)	(0:15.05)	(0:15.44)	(0:15.18)	(0:15.25)	(0:15.79)	(0:15.42)	(0:15.60)
10	3	Aradne	2:31.21	0:29.96	51.4 (1980 - 1800)	2:31.21	2:18.86 [5]	2:03.25 [7]	1:47.80 [8]	1:32.68 [8]	1:17.51 [8]	1:01.82 [7]	0:46.87 [4]
	(3)	B N Orange	10.7L (+1)	0:46.87	800-600 (0:14.95)	(0:12.35)	(0:15.60)	(0:15.46)	(0:15.12)	(0:15.17)	(0:15.69)	(0:14.95)	(0:15.58)

Scratched: Katelin (#7)

Report Created: Fri 05 June 2026

(Note: Races are conducted over an approximate distance as close as possible to the advertised distance, and recorded data may vary accordingly. Official times refer to race times only and do not include handicap times.)

[] Position in running at each section and finish
 TAB# Saddle cloth number
 --- No data available at this section
 BAR# Barrier/Gate Position
 NA No data available
 DNF Did not finish
 DNT Did not track
 DT-W Distance travelled compared to winner in metres

Fastest split
 Fastest section

data processed by TRIPLESDATA



NZ Metropolitan Trotting Club Inc Harness
 Race 4: MAJESTIC HORSE FLOATS MOBILE TROT - 1980m
 05 June 2026 - 6:39PM



Weather: Fine

Field Times (Race Tempo) 2:29.33 (0:11.69) 2:17.64 (0:15.05) 2:02.59 (0:15.44) 1:47.15 (0:15.14) 1:32.00 (0:15.28) 1:16.72 (0:15.79) 1:00.93 (0:15.42) 0:45.51 (0:15.60)

Rank	TAB#	Horse	Overall Time	First 400m	Top Speed km/h (Section)	L1980	L1800	L1600	L1400	L1200	L1000	L800	L600
	(BAR#)	Driver	Margin (DT-W)	Last 600m	Fastest Section (Time)	Start - 1800	1800 - 1600	1600 - 1400	1400 - 1200	1200 - 1000	1000 - 800	800 - 600	600 - 400
11	4	Brianna	2:31.72	0:30.23	49.0 (1980 - 1800)	2:31.72	2:18.49 [11]	2:03.40 [10]	1:48.23 [9]	1:33.05 [9]	1:17.76 [9]	1:02.02 [9]	0:46.83 [9]
	(4)	L D McCormick	13.6L (-18)	0:46.83	1800-1600 (0:15.09)	(0:13.23)	(0:15.09)	(0:15.18)	(0:15.18)	(0:15.29)	(0:15.74)	(0:15.20)	(0:15.64)
12	12	Majestic Flyer	2:49.87	0:33.61	49.8 (1400-1200)	2:49.87	2:33.82 [12]	2:17.88 [12]	2:02.57 [12]	1:47.78 [12]	1:31.45 [12]	1:14.65 [12]	0:57.36 [12]
	(12)	S J Tomlinson	117.3L (-18)	0:57.36	1400-1200 (0:14.79)	(0:16.05)	(0:15.94)	(0:15.31)	(0:14.79)	(0:16.33)	(0:16.79)	(0:17.30)	(0:18.77)

Scratched: Katelin (#7)

Report Created: Fri 05 June 2026

(Note: Races are conducted over an approximate distance as close as possible to the advertised distance, and recorded data may vary accordingly. Official times refer to race times only and do not include handicap times.)

[] Position in running at each section and finish TAB# Saddle cloth number
 -:-:- No data available at this section BAR# Barrier/Gate Position
 NA No data available DNF Did not finish
 DNT Did not track DT-W Distance travelled compared to winner in metres

Fastest split
 Fastest section



NZ Metropolitan Trotting Club Inc Harness
 Race 4: MAJESTIC HORSE FLOATS MOBILE TROT - 1980m
 05 June 2026 - 6:39PM



Weather: Fine

Field Times 0:29.90 0:14.52
 (Race Tempo) (0:15.39) (0:14.52)

Rank	TAB#	Horse	Overall Time	First 400m	Top Speed km/h (Section)	L400	L200						
	(BAR#)	Driver	Margin (DT-W)	Last 600m	Fastest Section (Time)	400 - 200	200 - Finish						
1	6	Major Cyclone	2:29.33	0:29.63	51.5 (1600-1400)	0:29.35 [5]	0:14.36 [3]						
	(6)	R J Butt		0:44.95	200-0 (0:14.36)	(0:15.00)	(0:14.36)						
2	8	Mumsdawitch	2:29.50	0:29.56	52.1 (1980 - 1800)	0:29.18 [8]	0:14.12 [6]						
	(8)	M J Williamson	0.9L (-2)	0:44.78	200-0 (0:14.12)	(0:15.06)	(0:14.12)						
3	2	Ridge	2:29.59	0:29.22	52.9 (1980 - 1800)	0:29.76 [3]	0:14.52 [4]						
	(2)	S E O'Reilly	1.5L (-18)	0:45.36	200-0 (0:14.52)	(0:15.24)	(0:14.52)						
4	9	Maroubra	2:29.95	0:29.87	51.6 (1980 - 1800)	0:30.29 [2]	0:15.12 [2]						
	(9)	K K Tomlinson	3.5L (+2)	0:45.88	1400-1200 (0:14.32)	(0:15.17)	(0:15.12)						
5	10	Chocta	2:30.04	0:29.39	52.0 (200-0)	0:29.44 [11]	0:14.40 [10]						
	(10)	R D Close	4.0L (-12)	0:45.04	200-0 (0:14.40)	(0:15.04)	(0:14.40)						
6	11	Terry Webster	2:30.18	0:29.95	51.8 (1980 - 1800)	0:29.87 [7]	0:14.75 [7]						
	(11)	M B Holbrough	4.8L (+6)	0:45.50	200-0 (0:14.75)	(0:15.12)	(0:14.75)						
7	13	Noah Magnific	2:30.57	0:30.25	52.1 (1980 - 1800)	0:30.07 [9]	0:15.07 [9]						
	(U1)	S J Thornley	7.1L (+7)	0:45.61	800-600 (0:14.91)	(0:15.00)	(0:15.07)						
8	1	Robo Trouble	2:30.58	0:29.41	52.3 (1980 - 1800)	0:30.48 [6]	0:15.26 [5]						
	(1)	R D Holmes	7.1L (-20)	0:46.07	1400-1200 (0:15.12)	(0:15.23)	(0:15.26)						
9	5	Prince Teka	2:30.89	0:28.84	54.1 (1980 - 1800)	0:31.46 [1]	0:16.08 [1]						
	(5)	K G Cameron	8.9L (-21)	0:47.07	1800-1600 (0:15.05)	(0:15.39)	(0:16.08)						
10	3	Aradne	2:31.21	0:29.96	51.4 (1980 - 1800)	0:31.29 [4]	0:15.73 [8]						
	(3)	B N Orange	10.7L (+1)	0:46.87	800-600 (0:14.95)	(0:15.56)	(0:15.73)						

Scratched: Katelin (#7)

Report Created: Fri 05 June 2026

(Note: Races are conducted over an approximate distance as close as possible to the advertised distance, and recorded data may vary accordingly. Official times refer to race times only and do not include handicap times.)

[] Position in running at each section and finish TAB# Saddle cloth number
 -:-:- No data available at this section BAR# Barrier/Gate Position
 NA No data available DNF Did not finish
 DNT Did not track DT-W Distance travelled compared to winner in metres

Fastest split
 Fastest section

data processed by TRIPLES DATA



NZ Metropolitan Trotting Club Inc Harness
 Race 4: MAJESTIC HORSE FLOATS MOBILE TROT - 1980m
 05 June 2026 - 6:39PM



Weather: Fine

Field Times 0:29.90 0:14.52
 (Race Tempo) (0:15.39) (0:14.52)

Rank	TAB#	Horse	Overall Time	First 400m	Top Speed km/h (Section)	L400	L200						
	(BAR#)	Driver	Margin (DT-W)	Last 600m	Fastest Section (Time)	400 - 200	200 - Finish						
11	4	Brianna	2:31.72	0:30.23	49.0 (1980 - 1800)	0:31.19 [10]	0:15.99 [11]						
	(4)	L D McCormick	13.6L (-18)	0:46.83	1800-1600 (0:15.09)	(0:15.20)	(0:15.99)						
12	12	Majestic Flyer	2:49.87	0:33.61	49.8 (1400-1200)	0:38.59 [12]	0:19.79 [12]						
	(12)	S J Tomlinson	117.3L (-18)	0:57.36	1400-1200 (0:14.79)	(0:18.80)	(0:19.79)						

Scratched: Katelin (#7)

Report Created: Fri 05 June 2026

(Note: Races are conducted over an approximate distance as close as possible to the advertised distance, and recorded data may vary accordingly. Official times refer to race times only and do not include handicap times.)

[] Position in running at each section and finish TAB# Saddle cloth number
 -:-:- No data available at this section BAR# Barrier/Gate Position
 NA No data available DNF Did not finish
 DNT Did not track DT-W Distance travelled compared to winner in metres

Fastest split
 Fastest section

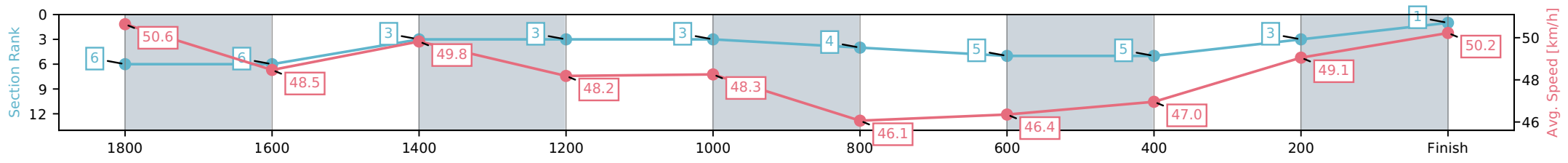
Horse/Jockey Name	Major Cyclone/R J Butt
Finish Rank	1
Fastest Section Time (Section)	0:14.36 (200-0)
Top Speed [km/h] (Section)	51.5 (1600-1400)
Race State	Finished



NZ Metropolitan Trotting Club Inc Harness
 Race 4: MAJESTIC HORSE FLOATS MOBILE TROT - 1980m
 05 June 2026 - 6:39PM
 Weather: Fine



Section	L1980	L1800	L1600	L1400	L1200	L1000	L800	L600	L400	L200
Section Times	2:29.33 (0:12.56)	2:16.77 [6] (0:15.33)	2:01.44 [6] (0:14.87)	1:46.58 [3] (0:14.94)	1:31.64 [3] (0:15.25)	1:16.39 [3] (0:15.91)	1:00.48 [4] (0:15.53)	0:44.94 [5] (0:15.59)	0:29.35 [5] (0:15.00)	0:14.36 [3] (0:14.36)
Average Speed [km/h]	50.6	48.5	49.8	48.2	48.3	46.1	46.4	47.0	49.1	50.2
Top Speed [km/h]	51.1	50.1	51.5	49.4	49.2	47.7	46.7	47.5	51.1	51.2
Avg. Dist. to Rail [m]	8.9	4.9	3.5	5.2	2.8	2.5	2.7	2.5	3.7	6.7



[] Ranking at each section and finish
 -:-:- No data available at this section
 NA No data available

Horse/Jockey Name	Mumsdawitch/M J Williamson
Finish Rank	2
Fastest Section Time (Section)	0:14.12 (200-0)
Top Speed [km/h] (Section)	52.1 (1980 - 1800)
Race State	Finished



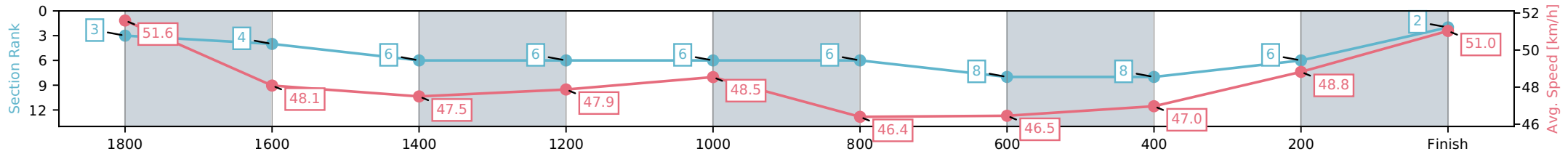
NZ Metropolitan Trotting Club Inc Harness
 Race 4: MAJESTIC HORSE FLOATS MOBILE TROT - 1980m



05 June 2026 - 6:39PM

Weather: Fine

Section	L1980	L1800	L1600	L1400	L1200	L1000	L800	L600	L400	L200
Section Times	2:29.50 (0:12.24)	2:17.26 [3] (0:15.39)	2:01.87 [4] (0:15.47)	1:46.40 [6] (0:15.04)	1:31.36 [6] (0:15.21)	1:16.15 [6] (0:15.87)	1:00.29 [6] (0:15.51)	0:44.78 [8] (0:15.60)	0:29.18 [8] (0:15.06)	0:14.12 [6] (0:14.12)
Average Speed [km/h]	51.6	48.1	47.5	47.9	48.5	46.4	46.5	47.0	48.8	51.0
Top Speed [km/h]	52.1	51.0	48.3	49.4	49.7	48.3	47.5	48.1	51.3	51.6
Avg. Dist. to Rail [m]	10.6	4.5	2.7	5.6	3.2	2.9	2.9	2.6	3.6	8.6



- [] Ranking at each section and finish
- :-:- No data available at this section
- NA No data available

Horse/Jockey Name	Ridge/S E O'Reilly
Finish Rank	3
Fastest Section Time (Section)	0:14.52 (200-0)
Top Speed [km/h] (Section)	52.9 (1980 - 1800)
Race State	Finished



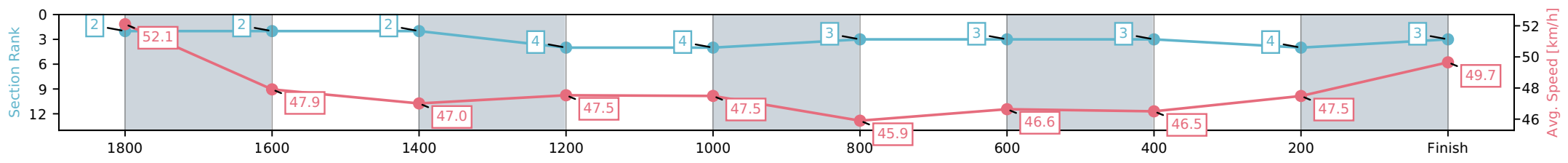
NZ Metropolitan Trotting Club Inc Harness
 Race 4: MAJESTIC HORSE FLOATS MOBILE TROT - 1980m



05 June 2026 - 6:39PM

Weather: Fine

Section	L1980	L1800	L1600	L1400	L1200	L1000	L800	L600	L400	L200
Section Times	2:29.59 (0:11.97)	2:17.62 [2] (0:15.17)	2:02.45 [2] (0:15.43)	1:47.02 [2] (0:15.14)	1:31.88 [4] (0:15.30)	1:16.58 [4] (0:15.79)	1:00.79 [3] (0:15.44)	0:45.35 [3] (0:15.60)	0:29.76 [3] (0:15.24)	0:14.52 [4] (0:14.52)
Average Speed [km/h]	52.1	47.9	47.0	47.5	47.5	45.9	46.6	46.5	47.5	49.7
Top Speed [km/h]	52.9	50.3	47.3	48.3	48.1	47.5	47.0	47.0	49.6	50.6
Avg. Dist. to Rail [m]	2.8	1.5	1.2	3.7	1.2	1.0	1.2	1.2	1.0	2.4



[] Ranking at each section and finish
 -:-:- No data available at this section
 NA No data available

Horse/Jockey Name	Maroubra/K K Tomlinson
Finish Rank	4
Fastest Section Time (Section)	0:14.32 (1400-1200)
Top Speed [km/h] (Section)	51.6 (1980 - 1800)
Race State	Finished



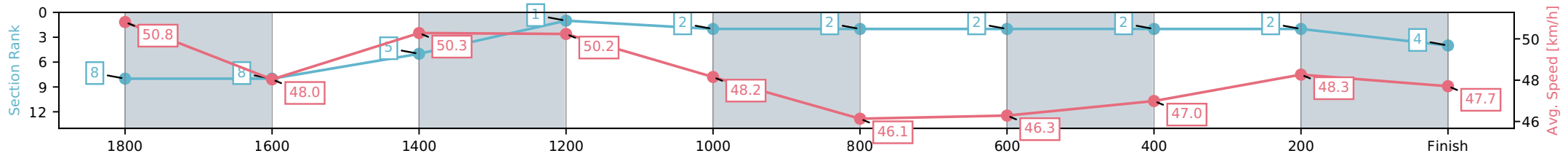
NZ Metropolitan Trotting Club Inc Harness
 Race 4: MAJESTIC HORSE FLOATS MOBILE TROT - 1980m



05 June 2026 - 6:39PM

Weather: Fine

Section	L1980	L1800	L1600	L1400	L1200	L1000	L800	L600	L400	L200
Section Times	2:29.95 (0:12.67)	2:17.28 [8] (0:15.57)	2:01.71 [8] (0:14.76)	1:46.95 [5] (0:14.32)	1:32.62 [1] (0:15.30)	1:17.33 [2] (0:15.90)	1:01.43 [2] (0:15.55)	0:45.88 [2] (0:15.59)	0:30.29 [2] (0:15.17)	0:15.12 [2] (0:15.12)
Average Speed [km/h]	50.8	48.0	50.3	50.2	48.2	46.1	46.3	47.0	48.3	47.7
Top Speed [km/h]	51.6	49.6	51.0	51.2	49.3	47.7	46.7	47.4	49.4	49.6
Avg. Dist. to Rail [m]	11.4	6.0	4.1	6.2	2.8	2.5	2.7	2.6	2.8	5.2



- [] Ranking at each section and finish
- :-:- No data available at this section
- NA No data available

Horse/Jockey Name	Chocta/R D Close
Finish Rank	5
Fastest Section Time (Section)	0:14.40 (200-0)
Top Speed [km/h] (Section)	52.0 (200-0)
Race State	Finished



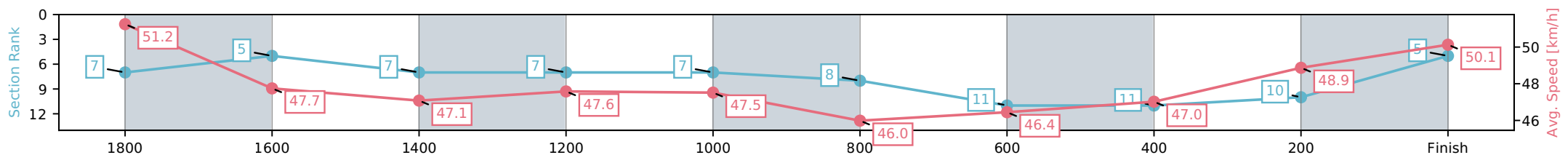
NZ Metropolitan Trotting Club Inc Harness
 Race 4: MAJESTIC HORSE FLOATS MOBILE TROT - 1980m



05 June 2026 - 6:39PM

Weather: Fine

Section	L1980	L1800	L1600	L1400	L1200	L1000	L800	L600	L400	L200
Section Times	2:30.04 (0:12.59)	2:17.45 [7] (0:15.20)	2:02.25 [5] (0:15.40)	1:46.85 [7] (0:15.12)	1:31.73 [7] (0:15.34)	1:16.40 [7] (0:15.85)	1:00.55 [8] (0:15.50)	0:45.05 [11] (0:15.60)	0:29.44 [11] (0:15.04)	0:14.40 [10] (0:14.40)
Average Speed [km/h]	51.2	47.7	47.1	47.6	47.5	46.0	46.4	47.0	48.9	50.1
Top Speed [km/h]	51.7	50.8	47.4	48.5	48.3	47.8	47.7	48.8	51.4	52.0
Avg. Dist. to Rail [m]	1.1	1.3	1.1	3.7	1.5	1.7	3.0	2.8	3.4	7.2



[] Ranking at each section and finish
 -:-:- No data available at this section
 NA No data available

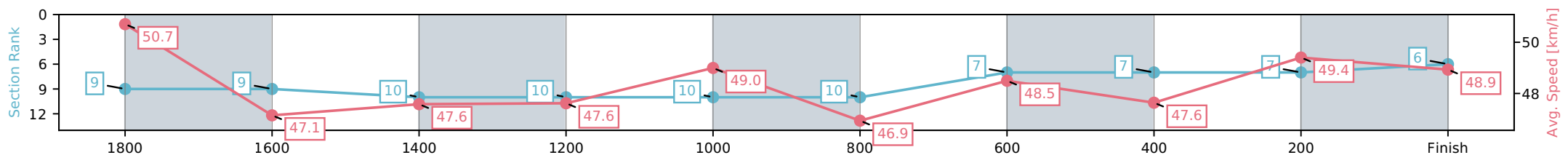
Horse/Jockey Name	Terry Webster/M B Holbrough
Finish Rank	6
Fastest Section Time (Section)	0:14.75 (200-0)
Top Speed [km/h] (Section)	51.8 (1980 - 1800)
Race State	Finished



NZ Metropolitan Trotting Club Inc Harness
 Race 4: MAJESTIC HORSE FLOATS MOBILE TROT - 1980m
 05 June 2026 - 6:39PM
 Weather: Fine



Section	L1980	L1800	L1600	L1400	L1200	L1000	L800	L600	L400	L200
Section Times	2:30.18 (0:12.70)	2:17.48 [9] (0:15.59)	2:01.89 [9] (0:15.43)	1:46.46 [10] (0:15.12)	1:31.34 [10] (0:15.22)	1:16.12 [10] (0:15.78)	1:00.35 [10] (0:14.85)	0:45.50 [7] (0:15.63)	0:29.87 [7] (0:15.12)	0:14.75 [7] (0:14.75)
Average Speed [km/h]	50.7	47.1	47.6	47.6	49.0	46.9	48.5	47.6	49.4	48.9
Top Speed [km/h]	51.8	49.7	48.4	48.9	49.3	48.8	49.2	48.3	51.4	51.5
Avg. Dist. to Rail [m]	3.5	3.1	2.8	6.1	4.3	3.8	4.7	4.8	6.1	11.5



[] Ranking at each section and finish
 -:-:- No data available at this section
 NA No data available

Horse/Jockey Name	Noah Magnific/S J Thornley
Finish Rank	7
Fastest Section Time (Section)	0:14.91 (800-600)
Top Speed [km/h] (Section)	52.1 (1980 - 1800)
Race State	Finished



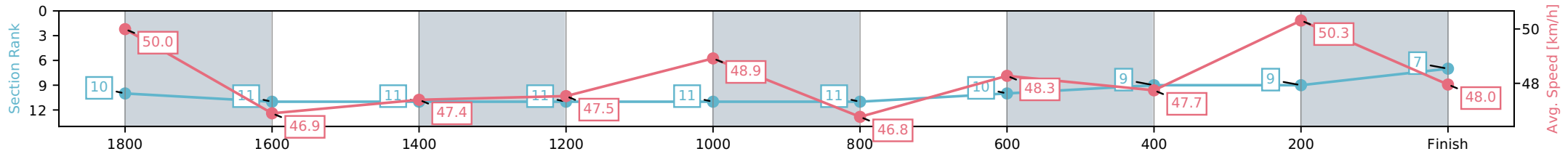
NZ Metropolitan Trotting Club Inc Harness
 Race 4: MAJESTIC HORSE FLOATS MOBILE TROT - 1980m



05 June 2026 - 6:39PM

Weather: Fine

Section	L1980	L1800	L1600	L1400	L1200	L1000	L800	L600	L400	L200
Section Times	2:30.57 (0:12.87)	2:17.70 [10] (0:15.69)	2:02.01 [11] (0:15.49)	1:46.52 [11] (0:15.14)	1:31.39 [11] (0:15.11)	1:16.28 [11] (0:15.75)	1:00.52 [11] (0:14.91)	0:45.61 [10] (0:15.54)	0:30.07 [9] (0:15.00)	0:15.07 [9] (0:15.07)
Average Speed [km/h]	50.0	46.9	47.4	47.5	48.9	46.8	48.3	47.7	50.3	48.0
Top Speed [km/h]	52.1	48.0	47.9	48.5	49.4	48.9	49.4	48.2	51.5	51.3
Avg. Dist. to Rail [m]	6.9	3.6	2.8	5.8	3.3	3.2	4.3	4.3	7.8	12.8



- [] Ranking at each section and finish
- :-:- No data available at this section
- NA No data available

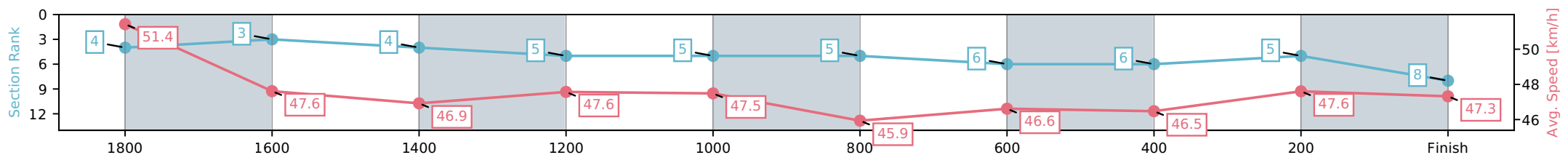
Horse/Jockey Name	Robo Trouble/R D Holmes
Finish Rank	8
Fastest Section Time (Section)	0:15.12 (1400-1200)
Top Speed [km/h] (Section)	52.3 (1980 - 1800)
Race State	Finished



NZ Metropolitan Trotting Club Inc Harness
 Race 4: MAJESTIC HORSE FLOATS MOBILE TROT - 1980m
 05 June 2026 - 6:39PM
 Weather: Fine



Section	L1980	L1800	L1600	L1400	L1200	L1000	L800	L600	L400	L200
Section Times	2:30.58 (0:12.24)	2:18.34 [4] (0:15.21)	2:03.13 [3] (0:15.42)	1:47.71 [4] (0:15.12)	1:32.59 [5] (0:15.29)	1:17.29 [5] (0:15.79)	1:01.50 [5] (0:15.44)	0:46.06 [6] (0:15.58)	0:30.48 [6] (0:15.23)	0:15.26 [5] (0:15.26)
Average Speed [km/h]	51.4	47.6	46.9	47.6	47.5	45.9	46.6	46.5	47.6	47.3
Top Speed [km/h]	52.3	49.9	47.6	48.5	48.3	47.7	47.0	46.9	49.1	49.1
Avg. Dist. to Rail [m]	1.3	1.0	0.9	3.8	1.2	1.2	1.5	1.1	1.6	5.4



[] Ranking at each section and finish
 -:-:- No data available at this section
 NA No data available

Horse/Jockey Name	Prince Teka/K G Cameron
Finish Rank	9
Fastest Section Time (Section)	0:15.05 (1800-1600)
Top Speed [km/h] (Section)	54.1 (1980 - 1800)
Race State	Finished



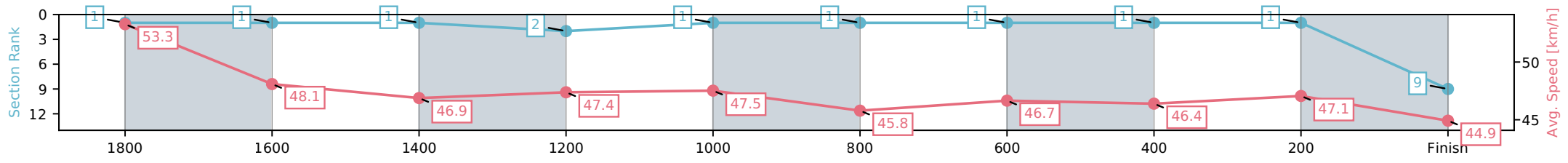
NZ Metropolitan Trotting Club Inc Harness
 Race 4: MAJESTIC HORSE FLOATS MOBILE TROT - 1980m



05 June 2026 - 6:39PM

Weather: Fine

Section	L1980	L1800	L1600	L1400	L1200	L1000	L800	L600	L400	L200
Section Times	2:30.89 (0:11.69)	2:19.20 [1] (0:15.05)	2:04.15 [1] (0:15.44)	1:48.71 [1] (0:15.18)	1:33.53 [2] (0:15.25)	1:18.28 [1] (0:15.79)	1:02.49 [1] (0:15.42)	0:47.07 [1] (0:15.60)	0:31.46 [1] (0:15.39)	0:16.08 [1] (0:16.08)
Average Speed [km/h]	53.3	48.1	46.9	47.4	47.5	45.8	46.7	46.4	47.1	44.9
Top Speed [km/h]	54.1	51.7	47.3	48.3	48.2	47.5	47.1	46.9	47.4	47.2
Avg. Dist. to Rail [m]	5.5	1.2	1.0	3.4	1.0	0.8	1.0	1.0	1.3	3.3



[] Ranking at each section and finish
 -:-:- No data available at this section
 NA No data available

Horse/Jockey Name	Aradne/B N Orange
Finish Rank	10
Fastest Section Time (Section)	0:14.95 (800-600)
Top Speed [km/h] (Section)	51.4 (1980 - 1800)
Race State	Finished



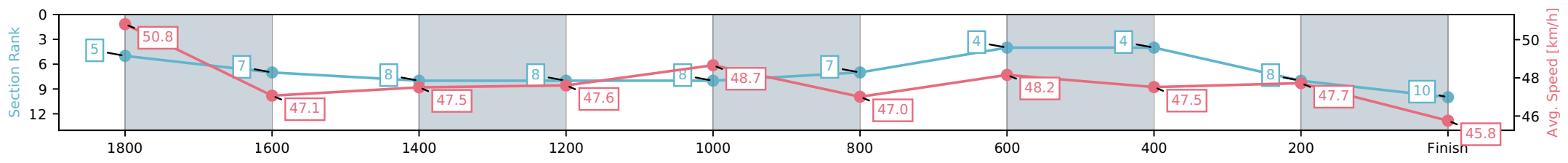
NZ Metropolitan Trotting Club Inc Harness
 Race 4: MAJESTIC HORSE FLOATS MOBILE TROT - 1980m



05 June 2026 - 6:39PM

Weather: Fine

Section	L1980	L1800	L1600	L1400	L1200	L1000	L800	L600	L400	L200
Section Times	2:31.21 (0:12.35)	2:18.86 [5] (0:15.60)	2:03.25 [7] (0:15.46)	1:47.80 [8] (0:15.12)	1:32.68 [8] (0:15.17)	1:17.51 [8] (0:15.69)	1:01.82 [7] (0:14.95)	0:46.87 [4] (0:15.58)	0:31.29 [4] (0:15.56)	0:15.73 [8] (0:15.73)
Average Speed [km/h]	50.8	47.1	47.5	47.6	48.7	47.0	48.2	47.5	47.7	45.8
Top Speed [km/h]	51.4	49.8	48.0	48.5	49.2	48.5	48.7	47.6	49.1	49.0
Avg. Dist. to Rail [m]	4.3	3.2	2.7	5.6	3.1	3.3	4.4	4.0	5.2	9.2



[] Ranking at each section and finish
 -:-:- No data available at this section
 NA No data available

Horse/Jockey Name	Brianna/L D McCormick
Finish Rank	11
Fastest Section Time (Section)	0:15.09 (1800-1600)
Top Speed [km/h] (Section)	49.0 (1980 - 1800)
Race State	Finished



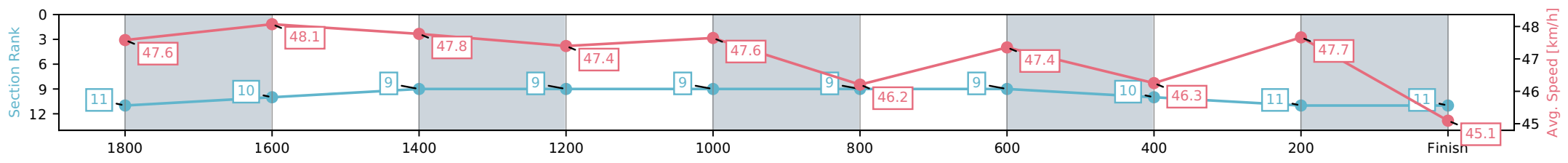
NZ Metropolitan Trotting Club Inc Harness
 Race 4: MAJESTIC HORSE FLOATS MOBILE TROT - 1980m



05 June 2026 - 6:39PM

Weather: Fine

Section	L1980	L1800	L1600	L1400	L1200	L1000	L800	L600	L400	L200
Section Times	2:31.72 (0:13.23)	2:18.49 [11] (0:15.09)	2:03.40 [10] (0:15.18)	1:48.23 [9] (0:15.18)	1:33.05 [9] (0:15.29)	1:17.76 [9] (0:15.74)	1:02.02 [9] (0:15.20)	0:46.83 [9] (0:15.64)	0:31.19 [10] (0:15.20)	0:15.99 [11] (0:15.99)
Average Speed [km/h]	47.6	48.1	47.8	47.4	47.6	46.2	47.4	46.3	47.7	45.1
Top Speed [km/h]	49.0	49.0	48.3	48.5	48.6	47.8	47.8	46.7	48.6	48.5
Avg. Dist. to Rail [m]	5.4	1.5	1.2	3.8	1.5	1.4	1.4	0.9	1.1	1.9



[] Ranking at each section and finish
 -:-:- No data available at this section
 NA No data available

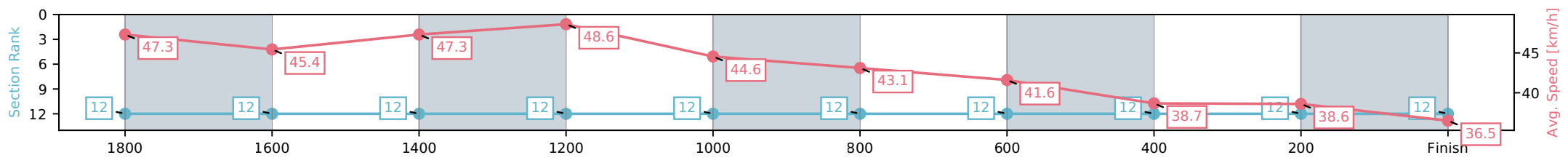
Horse/Jockey Name	Majestic Flyer/S J Tomlinson
Finish Rank	12
Fastest Section Time (Section)	0:14.79 (1400-1200)
Top Speed [km/h] (Section)	49.8 (1400-1200)
Race State	Finished



NZ Metropolitan Trotting Club Inc Harness
 Race 4: MAJESTIC HORSE FLOATS MOBILE TROT - 1980m
 05 June 2026 - 6:39PM
 Weather: Fine



Section	L1980	L1800	L1600	L1400	L1200	L1000	L800	L600	L400	L200
Section Times	2:49.87 (0:16.05)	2:33.82 [12] (0:15.94)	2:17.88 [12] (0:15.31)	2:02.57 [12] (0:14.79)	1:47.78 [12] (0:16.33)	1:31.45 [12] (0:16.79)	1:14.65 [12] (0:17.30)	0:57.36 [12] (0:18.77)	0:38.59 [12] (0:18.80)	0:19.79 [12] (0:19.79)
Average Speed [km/h]	47.3	45.4	47.3	48.6	44.6	43.1	41.6	38.7	38.6	36.5
Top Speed [km/h]	47.9	46.0	49.0	49.8	45.9	44.2	43.0	40.4	39.4	38.7
Avg. Dist. to Rail [m]	1.8	1.3	1.1	2.4	1.4	0.9	1.3	1.3	1.6	3.5



[] Ranking at each section and finish
 -:-:- No data available at this section
 NA No data available